

2000 National Cotton Variety Test



**Crop Genetics & Production
Research Unit
P O Box 345
Stoneville, MS 38776**

**(662) 686-5378
(662) 686-5218 (fax)**



Any time you see the cotton boll photograph as shown here, you may click on it to return to the top of the document.

**National Cotton Variety Tests, 2000
Yield, Boll, Seed, Spinning and Data**

Compiled by:



**S. T. Rayburn, Jr.
Program Analyst**

**Ellen R. Keene
Computer Specialist**

Program Headquarters are located in the Crop Genetics & Production Research Unit, Jamie Whitten Delta States Research Center, United States Department of Agriculture - Agricultural Research Service, Stoneville, Mississippi, in cooperation with the agricultural experiment stations of Alabama, Arkansas, Arizona, California, Georgia, Louisiana, Mississippi, New Mexico, North Carolina, Oklahoma, South Carolina, and Texas.

**The National Cotton Variety Test series is available free of charge
from
the National Cotton Variety Test Program.**

National Cotton Variety Tests, 2000.

Yield, Boll, Seed, Spinning, and Fiber Data.

Issued September 2000.

Processed by National Cotton Variety Testing Program:

**United States Department of Agriculture
Agricultural Research Service
Crop Genetics & Production Research Unit
P.O. Box 345**

Stoneville, MS 38776



CONTENTS

[Location Index](#)

[Acknowledgements](#)

[Joint Cotton Breeding Policy Committee](#)

[National Cotton Variety Testing Committee](#)

[National Cotton Variety Test Archive Files](#)

[Introduction and Explanations](#)

[Regional Tests and Participating Stations](#)

[Reporting Variations and Errata](#)

[Varieties Tested](#) in 2000

Test Results

[Eastern](#) Regional Cotton Variety Test

[Delta](#) Regional Cotton Variety Test

[Central](#) Regional Cotton Variety Test
[Blackland](#) Regional Cotton Variety Test
[Plains](#) Regional Cotton Variety Test
[Western](#) Regional Cotton Variety Test
[San Joaquin](#) Regional Cotton Variety Test
[High Quality](#) Regional Cotton Variety Test
[Arizona](#) Regional Cotton Variety Test
[Pima](#) Regional Cotton Variety Test
2000 Regional [Short Season](#) Test Results
2000 [Bollworm-Budworm](#) Tests



LOCATIONS IN 2000 NCVT PROGRAM

ALTUS, OK (IRR)
ARTESIA, NM (IRR)
AUBURN, AL
BEEVILLE, TX
BELLE MINA, AL
BOSSIER CITY, LA
CHICKASHA, OK (DRY)
CHICKASHA, OK (IRR)
CHILLICOTHE, TX (DRY)
CLARKEDALE, AR
COLLEGE STATION, TX
DALLAS, TX
FLORENCE, SC
KEISER, AR
KINGS COUNTY
LAMESA, TX (DRY)
LAS CRUCES, NM
LUBBOCK, TX (IRR)
MARICOPA, AZ
MARICOPA, AZ
PECOS, TX (IRR)

ROCKY MOUNT, NC
SAFFORD, AZ
SAINT JOSEPH, LA
SHAFTER, CA
STONEVILLE, MS
SUGARLAND, TX
THRALL, TX
TIFTON, GA
TIPTON, OK
UNIVERSITY PARK, NM
W SIDE FIELD STATION, CA
WESLACO, TX
YUMA, AZ



Acknowledgments

The success of the National Cotton Variety Testing Program results from the interest and diligence of many workers who conducted the tests, processed the fiber samples, tabulated the information and analyzed the data. The following were primarily responsible for furnishing field data and providing samples:

Alabama	--	K. Glass
Arizona	--	H. Moser, and R. Percy (USDA-ARS)
Arkansas	--	F. M. Bourland
California	--	D. M. Bassett
Georgia	--	S. H. Baker
Louisiana	--	W. D. Caldwell, D. S. Boquet, and R. C. Griffin
Mississippi	--	J. Creech, and W. R. Meredith, Jr. (USDA-ARS)
New Mexico	--	C. E. Barnes, and R. Cantrell (USDA-ARS)

North Carolina	--	D. Bowman
Oklahoma	--	B. Greenhagen
South Carolina	--	L. May (USDA-ARS)
Texas	--	J. R. Gannaway, and C. W. Smith

The interest and cooperation of the commercial cottonseed firms of the United States are acknowledged. For the most part, seeds of the regional varieties were contributed by commercial firms. Seeds of varieties used as national standards were supplied by the following organizations:

Acala Maxxa

-- CPCSD, Shafter, CA;

All Tex Atlas

-- All Tex Seed Company, Levelland, TX

DPL NuCotn 33B

-- Delta and Pine Land Company, Scott, MS; and

SureGrow 747

-- SureGrow, Stoneville, MS.



(As of January 2000)

R. L. Rogers, (Chairman) Louisiana Agricultural Experiment Station,
Baton Rouge, LA

A. G. Jordan, (Secretary) National Cotton Council of America,
Memphis, TN

B. Lalor, Cotton Incorporated, Raleigh, NC

J. W. Smith, Mississippi Agricultural & Forestry Experiment
Station, Stoneville, MS

W. R. Meredith, Jr., Agricultural Research Service, USDA,
Stoneville, MS

T. J. Army, Agricultural Research Service, USDA, Stoneville, MS

J. Radin, NPL Plant Physiology, Agricultural Research Service,
USDA, Beltsville, MD

V. Watson, Mississippi Agricultural & Forestry Experiment Station,
Mississippi State, MS

S. Oakley, California Planting Cotton Seed Distributors, Shafter,
CA

J. J. Gwyn, AgrEvo Cotton Seed International, Greenville, MS

R. H. Sheetz, Paymaster Cottonseed Products, Hale Center, TX

T. Helms, Southern Association of Agricultural Experiment Station
Directors, Mississippi State, MS

National Cotton Variety Testing Committee

(As of January 2000)

D. M. Bassett, University of CA, U. S. Cotton Research Station,
Shafter, CA

J. Creech, Delta Research and Extension Center, Stoneville, MS

F. M. Bourland, University of Arkansas, Fayetteville, AR

R. Cantrell, New Mexico Agricultural Experiment Station, Las

Cruces, NM

N. Clark, Clark Brothers, Dos Palos, CA

J. R. Gannaway, (Chairman) Texas Agricultural Experiment
Station, Lubbock, TX

C. Green, Delta & Pine Land Co., Hartsville, SC

S. Lincoln, CA Dept. of Food & Agriculture, Sacramento, CA

C. W. Manning, Stoneville Pedigreed Seed Company, Stoneville, MS

L. May, Agricultural Research Service, USDA, Florence, SC

W. R. Meredith, Jr., Agricultural Research Service, USDA,
Stoneville, MS

J. Radin, Agricultural Research Service, USDA, Beltsville, MD

S. R. Oakley, California Planting Cottonseed Distributors,
Shafter, CA

R. Percy, Agricultural Research Service, USDA, Maricopa, AZ

S. T. Rayburn, (Secretary) Agricultural Research Service, USDA,
Stoneville, MS

R. Sheetz, Cargill Research, Plainview, TX

C. W. Smith, Texas Agricultural Experiment Station, College
Station, TX



National Cotton Variety Test Archive File

The National Cotton Variety Test, from its inception in 1960 to the current year, is maintained in an archive file at the NCVT Program headquarters, Stoneville, MS. These files are available from the ARS Coordinator for the NCVT Program. The following files are available on diskette:

Cottonseed Quality Archive File	1977 - 2000
Yield Archive File	1960 - 2000
Fiber Quality Archive File	1960 - 2000
Pima Combed Yarn Archive File	1962 - 2000

Code Files:

Alpha & Numeric Variety Listings (2 files)
Alpha & Numeric Location Listings (2 files)
(includes Regional Codes)

The Archive Files, Codes, Content and Index files will be updated to include the current data each year, following the publication of the Annual Report.

Write or phone:

Mr. S. T. Rayburn, Jr., Program Analyst
National Cotton Variety Testing Program
P. O. Box 345
Stoneville, MS 38776
662-686-5378
e-mail address: trayburn@ag.gov
ekeene@ars.usda.gov



Introduction

The National Cotton Variety Testing Program, developed from recommendations of the Joint Cotton Breeding Policy Committee, is a uniform system of reporting data from cotton-yield trials across the US Cotton Belt. The trials are conducted annually at selected locations involved in the variety-testing programs of the cooperating

State Agricultural Experiment Stations and the Agricultural Research Service. The National Cotton Variety Testing Committee is responsible for coordinating program plans from year to year.

National standard varieties are chosen for a 3-year testing cycle. For the fourteenth 3-year testing cycle, beginning in 2000, the national standards were Acala Maxxa, All Tex Atlas, DPL NuCotn 33B, and Suregrow 747. Within each region, cooperators annually select a group of regional standard varieties that are common to all tests within the region for the particular year.

In 1984, the cooperators for the Eastern, Central, and Delta regions elected to include interregional standards. Data on the national, regional, and interregional standards were included in this report. All varieties were grown to obtain experimental data, and the designation of national, regional, and interregional standards is not an endorsement of these varieties by the U.S. Department of Agriculture or the cooperating State Agricultural Experiment Stations.

Plot size, cultural practices, number of entries, and sampling methods were left to the discretion of the participating stations. While these details were not rigidly standardized, all tests were conducted by experienced personnel using sound experimental designs and procedures.

Yield, boll size, lint percentage, and seed index were supplied by the cooperating stations. Fiber, yarn, and HVI tests were made by Starlab, Inc., Knoxville, TN, and combed yarn tests were made by USDA-AMS Cotton Testing Section at Clemson, SC. Chemical analyses of seed were done by Woodsen-Tenent Laboratories, Inc., Memphis, TN. All data were compiled, analyzed, tabulated, and duplicated by the staff of the office of the Program Analyst for the National Cotton Variety Test.

In 1994, the National Cotton Variety Testing Program was organized as shown on the cover map. Upland varieties were grown in all tests except the Pima Region. Strains developed in the southern states with superior fiber properties and spinning performance were tested in three contiguous Regions (high quality test). Extra-long-staple American Pima varieties were tested in the Western and Arizona Regions.

In 1996, results of the Regional Project S-205 Regional Bollworm-Budworm Tests and the Regional Short Season Tests were reprinted in this report. The purpose in reprinting this vital information is to assist Regional Project S-205 by making the data more widely available to the Cotton Improvement Community.



REGIONAL TESTS & PARTICIPATING STATIONS

Eastern Regional Cotton Variety Test (Upland Varieties)

Alabama Agricultural Experiment Station
Main Station

Auburn, AL

Tennessee Valley Substation

Belle Mina, AL

Georgia Agricultural Experiment Station
Georgia Coastal Experiment Station

Tifton, GA

Clemson University
Pee Dee Experiment Station

Florence, SC

Delta Regional Cotton Variety Test (Upland Varieties)

Arkansas Agricultural Experiment Station
Delta Substation

Clarkedale, AR

Mississippi Agricultural and Forestry Experiment Station
Delta Branch

Stoneville, MS

Louisiana Agricultural Experiment Station
Northeast Louisiana Experiment Station

St. Joseph, LA

Central Regional Cotton Variety Test (Upland Varieties)

Louisiana Agricultural Experiment Station
Red River Valley Experiment Station

Bossier City, LA

Texas A&M University
Extension Center

Weslaco, TX

Main Station

College Station, TX

Off-Station Test

Neuces County, TX

Blackland Regional Cotton Variety Test (Upland Varieties)

Texas A&M University
Agricultural Research and Extension

Dallas, TX

Stiles Farm Foundation

Thrall, TX

Plains Regional Cotton Variety Test (Upland Varieties)

Oklahoma Agricultural Experiment Station
Cotton Research Station
Irrigated Test

Chickasha, OK

Dryland Test

Chickasha, OK

Irrigation Experiment Station

Altus, OK

Southwest Agronomy Research Station
Dryland Test

Tipton, OK

Texas A&M University

Agricultural Research and Extension Center
(Chillicothe)
Dryland Test
Chillicothe, TX
Agricultural Research and Extension Center (Lubbock)
Irrigated Test
Lubbock, TX
Off-Station (Dryland Test)
Lamesa, TX

Western Regional Cotton Variety Test (Upland Varieties)

New Mexico Agricultural Experiment Station
Main Station
Las Cruces, NM
Southeastern Branch Station
Artesia, NM
Texas A&M University
Agricultural Research Center
Pecos, TX

San Joaquin Valley Continuous Cotton Variety Test (Upland Varieties)

California Agricultural Experiment Station
West Side Field Station
West Side Field Station, CA
U.S. Cotton Field Station
Shafter, CA

High Quality Regional Cotton Variety Test

Alabama Agricultural Experiment Station
Tennessee Valley Substation
Belle Mina, AL
Arkansas Agricultural Experiment Station
Delta Substation
Keiser, AR
Clemson University
Pee Dee Experiment Station
Florence, SC
Georgia Agricultural Experiment Station
Georgia Coastal Plain Experiment Station
Tifton, GA
Louisiana Agricultural Experiment Station
Red River Valley Experiment Station

Bossier City, LA

Mississippi Agricultural and Forestry Experiment Station
Delta Branch

Stoneville, MS

North Carolina State University
Upper Coastal Plain Experiment Station

Rocky Mount, NC

Texas A&M University
Texas Agricultural Experiment Station

College Station, TX

Arizona Regional Cotton Variety Test

Arizona Agricultural Experiment Station
Cotton Research Center

Maricopa, AZ

Safford Branch Experiment Station
Off-Station Test

Safford, AZ

Pima Regional Cotton Variety Test

Arizona Agricultural Experiment Station
Cotton Research Center

Maricopa, AZ

California Agricultural Experiment Station
West Side Field Station

West Side Field Station, CA

Kern, CA
Shafter, CA
Merced, CA

New Mexico Agricultural Experiment Station
Off-Station Test

Las Cruces, NM

Combed-Yarn Test (American Pima Varieties)**

American Pima cottons are commonly spun into combed yarns. In addition to the carded yarn tenacity, combed-yarn tests of Pima cotton grown at two locations conducting the Pima Regional Cotton Variety Test were made by the Agricultural Marketing Service, United States Department of Agriculture, Cotton Testing Section at Clemson, SC.

Classer's grade and staple, yarn tenacity of 11.8- and 7.4- tex (50's and 80's cotton count) yarns, appearance index, imperfections per 1,000 yards, and waste percentages are reported.

**Test was discontinued in 1994 due to costs of processing samples.



Explanations and Definitions

No interpretation of the test results other than the indication of the significant difference among means based on an analysis of variance is presented. The variety x location interaction mean square was used as the Error term in F tests and Duncan's Multiple Range tests in the combined-over-locations ANOVA for each region and subregion. Means followed by the same letter or letters cannot be considered significantly different at the 0.05 level of probability, as determined by Duncan's Multiple Range Test. Statistical analyses and Duncan's Multiple Range test were performed using SAS. A randomized complete block design was used for all analyses, although some tests were planted in lattice designs.

The yield reported for each variety is the average derived from the number of replications used. From three to eight replications were planted, depending on the station, with four replications being more commonly used. Boll size, lint percentage, and seed, fiber, and yarn data were based on two replications of each variety at all locations.

The tables for each regional test are arranged as follows: In the first four tables, average data for the entire region are given by cotton variety and location; the entries in these tables are arranged in order of decreasing lint yield. For some tests, subregional summaries are also included. Following these tables average data for each location in the region are given, each table being arranged by variety in order of decreasing lint yield.

The column headings and symbols are defined as follows:

Arealometer. The arealometer is an instrument which measures fiber fineness and shape by measuring the resistance a given mass of fiber offers to the flow of air. Fineness and shape measures are used to calculate Immaturity Ratio (I), % Maturity (M), Perimeter (p), Weight Fineness (w), and Wall Thickness (t).

A. Is a measure of the external surface area of the fibers of a given volume of fibrous material, expressed in terms of square millimeters per cubic millimeter of fibrous material.

D. The difference between the value of the specific area determined at high pressure (AH) and the value of the specific area determined at standard pressure (the "A" measured above). "D" is presumably a measure of the flatness of the fiber ribbon; i.e., the higher the "D" value, the more ribbonlike are the fibers.

I. The immaturity ratio is a dimensionless number which describes a physical characteristic of the fiber cross section. It is defined as the ratio of the area that the fiber cross section would have if its perimeter enclosed a circle to the area that the perimeter actually encloses. It is found by substituting D in the formula:

$$I = \sqrt{(0.07D+1)}$$

M. The simple linear regression prediction of caustic soda percent maturity from Hertel and Craven Textile Research Journal 21: 765-774, 1951. The prediction equation is: $M = 150.5 - 38.1I$. M is an unreliable prediction of caustic soda percent maturity above about 95% and below about 35%. Values of M above 100% were obtained on some samples and are reported as obtained. The caustic soda percent maturity has an upper limit of 100%.

(p) The perimeter is defined as the distance around the outside wall of the fiber cross section. The perimeter in microns is determined by:

$$p = \frac{12,566 I}{A}$$

(w) The weight fineness, or linear density, is defined as the mass per unit length of fiber. It is calculated in ægm per inch by use of the following formula:

$$w = \frac{485 \times 10^3 I}{A^2}$$

(t) Wall thickness in microns calculated from:

$$t = \frac{2000}{A[1 + \sqrt{(1 - 1/I)}]}$$

Boll size. The mass, in grams, per boll of seed cotton.

Classer's designation. A description of the quality of cotton in terms of grade and staple according to the official cotton standards of the United States. For grade, classification is based on appearance and is accomplished chiefly through the sense of sight by integration of the three factors of grade--color, leaf, and preparation--in the sample.

Classification for staple length involves both sight and touch and is made by pulling out and comparing a typical portion of fiber from a sample with the official staple types.

Digital Fibrograph. An instrument for measuring fiber length. S.L. (span length) is the distance spanned by a specific percentage of the fibers in the test specimen, where the initial starting point of the scanning in the test is considered 100 percent. The 2.5 percent S.L. is the length, in inches, on the test specimen spanned by 2.5 percent of the fibers scanned at the initial starting point. The 2.5 percent S.L. approximates classer's staple. The 50 percent S.L. is the length, in inches, on the test specimen spanned by 50 percent of the fibers scanned at the initial starting point.

Free gossypol. The gossypol in fuzzy seeds as determined by the HPLC Method described in Vol. 59, page 546, 1982 of the Journal of the American Oil Chemist's Society modified as follows: Immediately after obtaining the hull-free kernels, they were dried in a forced-draft oven at 180°F for 4 hours. At the end of 4 hours drying, the kernels were immediately placed in moisture-proof containers and cooled. In proceeding with the HPLC Method every effort was made to prevent the kernels from regaining moisture. The purpose of this modification was to reduce free moisture on the kernels with which the gossypol could interact and become bound to the proteing thus reducing the free gossypol content. The use of this modification (starting with 1987 crop) resulted in higher estimates of free gossypol than in previous years. Free gossypol is expressed as a percentage of the mass of the kernel.

High Volume Instrument. An instrument system used to measure length, strength, micronaire, and color of cotton fibers.

Lint percent. The mass of lint ginned from a sample of seed cotton, expressed as a percentage of the mass of seed cotton.

Lint yield. The mean production of the plots harvested, expressed in pounds of lint per acre and reported as estimated by each participant.

Micronaire. The fineness of the sample taken from the ginned lint, measured by a Fibronaire and expressed in standard (curvilinear scale) micronaire units.

Nitrogen. The nitrogen in fuzzy seeds as determined by AOCS Method Ba 4-38; expressed as a percentage of the mass of fuzzy seeds. The percentage of nitrogen multiplied by 6.25 is an approximation of the percentage of protein.

Oil. The oil in fuzzy seeds as determined by AOCS Method Aa 4-38; expressed as a percentage of the mass of the fuzzy seeds.

Seed index. The mass of 100 fuzzy seeds, in grams.

Seed Yield/Acre. The yield in pounds of seed per acre for each plot was calculated and reported.

(Reporting started with the 1994 tests.) The calculation used is:

$$(\text{ LINT YIELD/ACRE }) \times ((100\text{-LINT}\%) / \text{ LINT}\%)$$

SL-HVI AMS (Calibrated to USDA SL-HVI Standard). The SL-HVI is a High Volume Instrument system, manufactured by Spinlab, Inc. of Knoxville, Tennessee, used to measure length, strength, micronaire, and color of cotton fibers. The measurements were made on a Spinlab 900 High Volume Fiber Test System, by the USDA-AMS Quality Control Section at Memphis, Tennessee. The instrument was calibrated using the USDA Spinlab HVI Standard Cotton.

2.5 S.L. See Digital Fibrograph for definition

Uniformity Ratio (UR). Ratio of 50% S.L. to 2.5% S.L.

Elongation (E). Elongation at point of break in strength determination.

Strength. Is the fiber strength of a bundle of fibers measured with the two jaws holding the fiber bundle separated by one-eighth inch, expressed in grams force per tex. In previous reports, this measurement was called Tenacity. Since the physical nature of this measurement is under investigation, use of the more general term seems appropriate.

Micronaire. The fineness of the sample taken from the ginned lint, measured by a Fibronaire-type instrument and expressed in standard (curvilinear scale) micronaire units.

Colorimeter

Rd. Is the percentage of the reflectance; the higher the value, the lighter the cotton.

Hunter's b value. Is a measure of increasing yellowness of the cotton.

Stelometer. An instrument for measuring fiber strength. T1 is the fiber strength of a bundle of fibers measured on the Stelometer with two jaws holding the fiber bundle separated by one-eighth inch spacer, expressed in millinewtons (mN) per tex. E1 is the percentage elongation at break of the center one-eighth inch of the fiber bundle measured for T1 strength on the Stelometer.

Tex. The linear density of fibers, filaments, and yarns expressed as the mass, in milligrams, of 1 meter of the fiber filaments or yarn.

Waste. The difference in mass, expressed as a percentage of the fed stock and delivered stock. Picker and card waste is the loss in mass during opening, picking and carding. Comber waste is the loss in mass during combing.

Yarn appearance index. The relative evenness, smoothness and freedom from foreign material of the yarn as evaluated by visual comparison of the yarn with the standards adopted by the American Society for Testing and Materials. Higher numbers indicate more even and smooth yarns with less foreign material.

Yarn tenacity. In the Regional test the standard skein strength of the yarn in millinewtons per tex (mN/tex) is estimated from miniature skeins. The data is adjusted to standard skein basis and corrected to 27 tex. The Pima Combed strength of 11.8 and 7.4 tex yarns in millinewtons per tex (mN/tex) is determined on standard skeins.

Introduction and Explanations



Reporting Variations

Arizona Region Test Results:

The two reporting locations did not utilize the same varieties of cottons in the tests.

Cotton varieties tested in the 2000 National Cotton Variety Tests:

VARIETY CODE	VARIETY	TESTED IN REGION
1191	195-208	ARIZONA
1171	94 J 3	HIGH QUALITY
1064	94 L-25	HIGH QUALITY
874	ACALA 1517-95	WESTERN
1128	ACALA 1517-99	ARIZONA, WESTERN
773	ACALA MAXXA	NATIONAL STANDARD, IN ALL REGIONS
1129	ACALA W 1218	WESTERN
1019	ALL TEX ATLAS	NATIONAL STANDARD, IN ALL REGIONS

1131	ALL TEX EXCESS	PLAINS
1186	AP 7126	ARIZONA
1192	AP 9257	ARIZONA
1172	ARKOT 8712	HIGH QUALITY
1173	ASCI 0223	HIGH QUALITY
1193	BR 535	ARIZONA
975	CHANEY RANCH 252	PIMA
128	COKER 4104	WESTERN
974	CONQUISTADOR	PIMA
1140	DELTA PEARL	ARIZONA, HIGH QUALITY
689	DELTAPINE 50	BLACKLANDS, CENTRAL
649	DELTAPINE 90	ARIZONA
1132	DP 2156	PLAINS
1194	DP 5690 RR	ARIZONA
1141	DP 675	ARIZONA
1155	DPL 451 BRR	EASTERN
1152	DPL 458 BG/RR	ARIZONA
1102	DPL 5415 RR	EASTERN
1153	DPL 655 BG/RR	ARIZONA
1182	DPL 744	PIMA
1174	DPL 491	HIGH QUALITY
1117	FIBERMAX 832	CENTRAL, EASTERN
1169	FIBERMAX 958	EASTERN
1175	FIBERMAX 966	ARIZONA, HIGH QUALITY
1103	FIBERMAX 989	ARIZONA, EASTERN
1189	GA 161	ARIZONA
1188	GA 894	ARIZONA
1185	GC 114	ARIZONA
1072	GC 303	ARIZONA
762	GC-377	ARIZONA
1187	HS 12	ARIZONA
1176	JAJO 8067	HIGH QUALITY
1177	JAJO 8073	HIGH QUALITY
1178	JAJO 8185	HIGH QUALITY
1181	MD 841B	HIGH QUALITY
1167	NM 970513	WESTERN
1107	NMSI 1331	PIMA
1009	NU 33 B	NATIONAL STANDARD, IN ALL REGIONS
1108	OA 325 (DP-HTO)	PIMA
1109	OA 361 (DP-WHITE)	PIMA
1168	PAYMASTER 1218BG/RR	DELTA, EASTERN
1134	PAYMASTER 2145 RR	PLAINS
1135	PAYMASTER 2326 RR	PLAINS

1133	PAYMASTER 330	PLAINS
1097	PAYMASTER PM 1560 BG	ARIZONA, CENTRAL, EASTERN
1136	PAYMASTER TEJAS	PLAINS
1113	PHY 57	PIMA
1090	PHY 69	DELTA
1137	PHYTOGEN PSC 355	WESTERN
471	PIMA S-6	PIMA
615	PIMA S-7	PIMA
1158	PSC 355	ARIZONA, DELTA, HIGH QUALITY
1190	PSC 413	ARIZONA
1159	PSC 952	ARIZONA, EASTERN, HIGH QUALITY
953	SG 125	CENTRAL
1195	SG 125 BRR	ARIZONA
1170	SG 501 BG/RR	EASTERN
1104	SG 747	NATIONAL STANDARD, IN ALL REGIONS
906	SOUTHLAND 400	PLAINS
1179	SS 9904	HIGH QUALITY
1180	SS 9907	HIGH QUALITY
971	STV 474	ARIZONA, CENTRAL, PLAINS
1106	STV BXN 47	DELTA, EASTERN
1163	SUREGROW 105	DELTA, EASTERN
1018	TAMCOT SPHINX	BLACKLANDS, PLAINS
1184	UA-5	PIMA



2000 REGIONAL SHORT SEASON TEST RESULTS

DELTA RESEARCH AND EXTENSION CENTER
DR. J. CREECH

At the request of Dr. Creech, please access the 2000 Regional Short Season Test Results through the Delta Research and Extension Center Home Page.

[2000 REGIONAL SHORT SEASON TEST](#)

2000 BUDWORM/BOLLWORM TEST RESULTS

Currently, no link or data is available for the Budworm/Bollworm Test Results.



***Thank you for your interest in the ongoing work of the
National Cotton Variety Test Program.***



Questions or comments to: ekeene@ars.usda.gov

United States Department of Agriculture

**Agricultural Research Service
Mid-South Area
Crop Genetics and Production Research Unit
National Cotton Variety Test Program
P O Box 345
Stoneville, MS 38776
(662) 686-5241
Fax (662) 686-5218**



Other links:

[Crop Genetics and Production Research Unit Home Page](#)

[Publications of the Crop Genetics & Production Research Unit](#)

[Jamie Whitten Delta States Research Center](#)

All Internet Versions of the NCVT Publications are accessible through either the Jamie Whitten Delta States Research Center or the Crop Genetics and Production Research Unit sites



2000 National Cotton Variety Test



Crop Genetics & Production Research Unit
P O Box 345
Stoneville, MS 38776

(662) 686-5378
(662) 686-5218 (fax)

National Cotton Variety Tests, 2000
Yield, Boll, Seed, Spinning and Data

2000 EASTERN REGIONAL COTTON VARIETY TEST

EASTERN
VARIETIES COMBINING LOCATIONS

VARIETY CODE	VARIETY NAME	LINT YIELD (lb/acre)	BOLL SIZE (g/boll)	LINT PERCENT	SEED INDEX	YARN TENACITY (mN/TEX)	DIGITAL FIBROGRAPH 2.5% S.L. (inches)	50% S.L. (inches)	STELOMETER T1 (mN/tex)	E1 (%)
1104	SG 747	929	4.74	41.7	9.1	112	1.09	0.53	182	9.0
1170	SG 501 BG/RR	882	4.74	39.2	9.7	127	1.10	0.52	218	8.0
1106	STV BXN 47	866	4.81	42.3	9.4	124	1.10	0.52	200	7.0
1163	SUREGROW 105	865	4.45	40.5	9.8	127	1.11	0.53	216	7.0
1159	PSC 952	809	5.18	37.6	10.6	141	1.13	0.55	229	6.0
1168	PAYMASTER 1218BG/RR	808	4.96	42.7	10.2	115	1.05	0.51	193	6.6
1169	FIBERMAX 958	806	5.34	41.3	10.1	131	1.09	0.53	217	5.6
1103	FIBERMAX 989	780	4.93	40.6	9.6	148	1.12	0.54	239	5.7
1155	DPL 451 BRR	771	4.72	36.8	10.3	123	1.10	0.52	189	7.4

1117	FIBERMAX 832	765	5.97	40.3	10.6	156	1.15	0.55	233	6.5
1102	DPL 5415 RR	745	4.67	39.0	9.0	128	1.10	0.53	225	7.6
1019	ALL TEX ATLAS	739	5.18	36.0	10.4	137	1.05	0.51	223	8.1
1097	PAYMASTER PM 1560 BG	688	5.06	39.9	9.8	128	1.10	0.52	217	7.0
1009	NU 33 B	639	4.47	38.2	9.5	124	1.11	0.54	204	7.8
773	ACALA MAXXA	593	5.30	42.0	10.8	151	1.11	0.54	237	7.4
.	LSD	262	0.75	2.0	0.9	7	0.05	0.02	15	0.9

SL - HVI Starlab (Calibrated to USDA SL - HVI Std.)

VARIETY CODE	VARIETY NAME	MICRONAIRE (Reading)	2.5% S.L. (in.)	UNIFO- MITY (%)	STRE- NGTH (g/tex)	E	COLORIMETER		SEED YIELD (lb/ac)	OIL (%)	
							HUNTER'S Rd	MICRONAIRE b			
1104	SG 747	4.60	1.08	82.6	31.3	9.4	66.5	8.2	4.60	1336	16.41
1170	SG 501 BG/RR	5.00	1.05	82.0	32.8	9.5	71.8	8.7	5.00	1362	17.62
1106	STV BXN 47	5.00	1.05	81.9	29.5	8.9	62.8	7.3	5.15	1201	18.28
1163	SUREGROW 105	4.70	1.05	82.8	32.3	9.1	69.8	7.9	4.78	1324	17.59
1159	PSC 952	4.65	1.15	82.3	33.8	8.8	73.5	8.6	4.60	1317	18.76
1168	PAYMASTER 1218BG/RR	4.78	1.05	81.7	29.5	8.9	70.5	7.8	4.95	1068	17.14
1169	FIBERMAX 958	4.73	1.08	81.5	31.0	7.8	68.8	6.6	4.73	1144	18.40
1103	FIBERMAX 989	4.68	1.10	82.5	35.5	8.7	69.8	7.3	4.78	1137	20.43
1155	DPL 451 BRR	4.80	1.10	82.3	28.3	8.7	71.8	8.3	4.93	1406	18.23
1117	FIBERMAX 832	4.43	1.15	83.7	34.5	8.7	72.0	7.3	4.55	1118	20.21
1102	DPL 5415 RR	4.85	1.10	82.4	33.3	9.3	73.8	8.4	5.00	1069	19.24
1019	ALL TEX ATLAS	4.33	1.05	81.2	34.3	9.0	67.5	7.5	4.35	1329	19.59
1097	PAYMASTER PM 1560 BG	4.90	1.10	82.2	31.5	8.9	71.3	8.7	4.88	984	19.17
1009	NU 33 B	4.93	1.10	82.3	32.8	9.4	69.5	7.5	4.95	1055	18.71
773	ACALA MAXXA	4.23	1.10	82.7	34.3	8.9	69.0	7.6	4.20	798	18.63
.	LSD	0.47	0.08	1.4	2.6	0.4	6.8	1.6	0.68	491	1.51

-----AREALOMETER DATA-----

VARIETY CODE	VARIETY NAME	FREE NITROGEN	GOSSYPOL	A	D	M	p	w	t
-----------------	-----------------	------------------	----------	---	---	---	---	---	---

CODE	NAME	(%)	(%)	---(mm ² /mm ³)---		I	(%)	(microns)	(mg/in)	(microns)
1104	SG 747	3.57	0.57	420	22.5	1.59	90	47.48	4.43	3.1
1170	SG 501 BG/RR	3.71	0.80
1106	STV BXN 47	3.80	0.93
1163	SUREGROW 105	3.83	0.86
1159	PSC 952	3.56	0.67
1168	PAYMASTER 1218BG/RR	3.98	0.72
1169	FIBERMAX 958	3.55	0.47
1103	FIBERMAX 989	3.59	0.81
1155	DPL 451 BRR	3.47	0.77
1117	FIBERMAX 832	3.58	0.53
1102	DPL 5415 RR	3.46	0.85
1019	ALL TEX ATLAS	3.60	0.94	448	23.9	1.64	88	45.90	3.97	2.8
1097	PAYMASTER PM 1560 BG	3.45	0.80
1009	NU 33 B	3.57	0.93	401	16.8	1.47	94	45.85	4.41	3.2
773	ACALA MAXXA	3.94	0.89	468	23.1	1.62	89	43.48	3.59	2.6
.	LSD	0.39	0.46	96.0	20.4	0.46	18	9.81	1.39	1.0

EASTERN

INDIVIDUAL COMPONENT DATA

BOLL SIZE, GRAM PER BOLL		LINT PERCENT		SEED INDEX	
FIBERMAX 832	5.97	PAYMASTER 1218BG/RR	42.7	ACALA MAXXA	10.8
FIBERMAX 958	5.34	STV BXN 47	42.3	PSC 952	10.6
ACALA MAXXA	5.30	ACALA MAXXA	42.0	FIBERMAX 832	10.6
ALL TEX ATLAS	5.18	SG 747	41.7	ALL TEX ATLAS	10.4
PSC 952	5.18	FIBERMAX 958	41.3	DPL 451 BRR	10.3
PAYMASTER PM 1560 BG	5.06	FIBERMAX 989	40.6	PAYMASTER 1218BG/RR	10.2
PAYMASTER 1218BG/RR	4.96	SUREGROW 105	40.5	FIBERMAX 958	10.1
FIBERMAX 989	4.93	FIBERMAX 832	40.3	PAYMASTER PM 1560 BG	9.8
STV BXN 47	4.81	PAYMASTER PM 1560 BG	39.9	SUREGROW 105	9.8
SG 747	4.74	SG 501 BG/RR	39.2	SG 501 BG/RR	9.7
SG 501 BG/RR	4.74	DPL 5415 RR	39.0	FIBERMAX 989	9.6

DPL 451 BRR	4.72	NU 33 B	38.2	NU 33 B	9.5
DPL 5415 RR	4.67	PSC 952	37.6	STV BXN 47	9.4
NU 33 B	4.47	DPL 451 BRR	36.8	SG 747	9.1
SUREGROW 105	4.45	ALL TEX ATLAS	36.0	DPL 5415 RR	9.0
LSD	0.75	LSD	2.0	LSD	0.9

----- 2.5% S.L. (INCHES) -----		----- UR (PERCENT) -----		----- STRENGTH (G/TEX) -----	
PSC 952	1.15	FIBERMAX 832	83.7	FIBERMAX 989	35.5
FIBERMAX 832	1.15	SUREGROW 105	82.8	FIBERMAX 832	34.5
ACALA MAXXA	1.10	ACALA MAXXA	82.7	ACALA MAXXA	34.3
DPL 451 BRR	1.10	SG 747	82.6	ALL TEX ATLAS	34.3
PAYMASTER PM 1560 BG	1.10	FIBERMAX 989	82.5	PSC 952	33.8
FIBERMAX 989	1.10	DPL 5415 RR	82.4	DPL 5415 RR	33.3
NU 33 B	1.10	PSC 952	82.3	NU 33 B	32.8
DPL 5415 RR	1.10	DPL 451 BRR	82.3	SG 501 BG/RR	32.8
SG 747	1.08	NU 33 B	82.3	SUREGROW 105	32.3
FIBERMAX 958	1.08	PAYMASTER PM 1560 BG	82.2	PAYMASTER PM 1560 BG	31.5
ALL TEX ATLAS	1.05	SG 501 BG/RR	82.0	SG 747	31.3
PAYMASTER 1218BG/RR	1.05	STV BXN 47	81.9	FIBERMAX 958	31.0
SUREGROW 105	1.05	PAYMASTER 1218BG/RR	81.7	STV BXN 47	29.5
SG 501 BG/RR	1.05	FIBERMAX 958	81.5	PAYMASTER 1218BG/RR	29.5
STV BXN 47	1.05	ALL TEX ATLAS	81.2	DPL 451 BRR	28.3
LSD	0.08	LSD	1.4	LSD	2.6

----- E -----		----- MICRONAIRE (SL-HVI) -----		----- COLORIMETER - Rd -----	
VARIETY	E	VARIETY	MIC	VARIETY	RD
SG 501 BG/RR	9.5	STV BXN 47	5.15	DPL 5415 RR	73.8
SG 747	9.4	SG 501 BG/RR	5.00	PSC 952	73.5
NU 33 B	9.4	DPL 5415 RR	5.00	FIBERMAX 832	72.0
DPL 5415 RR	9.3	NU 33 B	4.95	SG 501 BG/RR	71.8
SUREGROW 105	9.1	PAYMASTER 1218BG/RR	4.95	DPL 451 BRR	71.8

ALL TEX ATLAS	9.0	DPL 451 BRR	4.93	PAYMASTER PM 1560 BG	71.3
ACALA MAXXA	8.9	PAYMASTER PM 1560 BG	4.88	PAYMASTER 1218BG/RR	70.5
PAYMASTER PM 1560 BG	8.9	SUREGROW 105	4.78	SUREGROW 105	69.8
PAYMASTER 1218BG/RR	8.9	FIBERMAX 989	4.78	FIBERMAX 989	69.8
STV BXN 47	8.9	FIBERMAX 958	4.73	NU 33 B	69.5
PSC 952	8.8	SG 747	4.60	ACALA MAXXA	69.0
DPL 451 BRR	8.7	PSC 952	4.60	FIBERMAX 958	68.8
FIBERMAX 832	8.7	FIBERMAX 832	4.55	ALL TEX ATLAS	67.5
FIBERMAX 989	8.7	ALL TEX ATLAS	4.35	SG 747	66.5
FIBERMAX 958	7.8	ACALA MAXXA	4.20	STV BXN 47	62.8
LSD	0.4	LSD	0.68	LSD	6.8

 COLORIMETER - b

SG 501 BG/RR	8.7
PAYMASTER PM 1560 BG	8.7
PSC 952	8.6
DPL 5415 RR	8.4
DPL 451 BRR	8.3
SG 747	8.2
SUREGROW 105	7.9
PAYMASTER 1218BG/RR	7.8
ACALA MAXXA	7.6
ALL TEX ATLAS	7.5
NU 33 B	7.5
FIBERMAX 832	7.3
STV BXN 47	7.3
FIBERMAX 989	7.3
FIBERMAX 958	6.6
LSD	1.6

 MICRONAIRE

SG 501 BG/RR	5.00
STV BXN 47	5.00
NU 33 B	4.93
PAYMASTER PM 1560 BG	4.90
DPL 5415 RR	4.85
DPL 451 BRR	4.80
PAYMASTER 1218BG/RR	4.78
FIBERMAX 958	4.73
SUREGROW 105	4.70
FIBERMAX 989	4.68
PSC 952	4.65
SG 747	4.60
FIBERMAX 832	4.43
ALL TEX ATLAS	4.33
ACALA MAXXA	4.23
LSD	0.47

 STELOMETER - E1

SG 747	9.0
ALL TEX ATLAS	8.1
SG 501 BG/RR	8.0
NU 33 B	7.8
DPL 5415 RR	7.6
DPL 451 BRR	7.4
ACALA MAXXA	7.4
PAYMASTER PM 1560 BG	7.0
STV BXN 47	7.0
SUREGROW 105	7.0
PAYMASTER 1218BG/RR	6.6
FIBERMAX 832	6.5
PSC 952	6.0
FIBERMAX 989	5.7
FIBERMAX 958	5.6
LSD	0.9

 STELOMETER - T1

FIBERMAX 989 239

 FIBROGRAPH--50% S.L.

FIBERMAX 832 0.55

 FIBROGRAPH--2.5% S.L.

FIBERMAX 832 1.15

ACALA MAXXA	237	PSC 952	0.55	PSC 952	1.13
FIBERMAX 832	233	FIBERMAX 989	0.54	FIBERMAX 989	1.12
PSC 952	229	ACALA MAXXA	0.54	NU 33 B	1.11
DPL 5415 RR	225	NU 33 B	0.54	SUREGROW 105	1.11
ALL TEX ATLAS	223	SG 747	0.53	ACALA MAXXA	1.11
SG 501 BG/RR	218	DPL 5415 RR	0.53	DPL 5415 RR	1.10
PAYMASTER PM 1560 BG	217	FIBERMAX 958	0.53	DPL 451 BRR	1.10
FIBERMAX 958	217	SUREGROW 105	0.53	PAYMASTER PM 1560 BG	1.10
SUREGROW 105	216	PAYMASTER PM 1560 BG	0.52	SG 501 BG/RR	1.10
NU 33 B	204	SG 501 BG/RR	0.52	STV BXN 47	1.10
STV BXN 47	200	DPL 451 BRR	0.52	FIBERMAX 958	1.09
PAYMASTER 1218BG/RR	193	STV BXN 47	0.52	SG 747	1.09
DPL 451 BRR	189	ALL TEX ATLAS	0.51	ALL TEX ATLAS	1.05
SG 747	182	PAYMASTER 1218BG/RR	0.51	PAYMASTER 1218BG/RR	1.05
LSD	15	LSD	0.02	LSD	0.05

 YARN TENACITY

 AREALOMETER - A (mm²/mm³)

 AREALOMETER - D (mm²/mm³)

FIBERMAX 832	156	ACALA MAXXA	468	ALL TEX ATLAS	23.9
ACALA MAXXA	151	ALL TEX ATLAS	448	ACALA MAXXA	23.1
FIBERMAX 989	148	SG 747	420	SG 747	22.5
PSC 952	141	NU 33 B	401	NU 33 B	16.8
ALL TEX ATLAS	137	FIBERMAX 832	.	FIBERMAX 832	.
FIBERMAX 958	131	FIBERMAX 989	.	FIBERMAX 989	.
DPL 5415 RR	128	PSC 952	.	PSC 952	.
PAYMASTER PM 1560 BG	128	FIBERMAX 958	.	FIBERMAX 958	.
SG 501 BG/RR	127	DPL 5415 RR	.	DPL 5415 RR	.
SUREGROW 105	127	PAYMASTER PM 1560 BG	.	PAYMASTER PM 1560 BG	.
NU 33 B	124	SG 501 BG/RR	.	SG 501 BG/RR	.
STV BXN 47	124	SUREGROW 105	.	SUREGROW 105	.
DPL 451 BRR	123	STV BXN 47	.	STV BXN 47	.
PAYMASTER 1218BG/RR	115	DPL 451 BRR	.	DPL 451 BRR	.
SG 747	112	PAYMASTER 1218BG/RR	.	PAYMASTER 1218BG/RR	.
LSD	7	LSD	96.0	LSD	20.4

AREALOMETER - I		AREALOMETER - M (PERCENT)		AREALOMETER - p (Microns)	
-----		-----		-----	
ALL TEX ATLAS	1.64	NU 33 B	94	SG 747	47.48
ACALA MAXXA	1.62	SG 747	90	ALL TEX ATLAS	45.90
SG 747	1.59	ACALA MAXXA	89	NU 33 B	45.85
NU 33 B	1.47	ALL TEX ATLAS	88	ACALA MAXXA	43.48
FIBERMAX 832	.	FIBERMAX 832	.	FIBERMAX 832	.
FIBERMAX 989	.	FIBERMAX 989	.	FIBERMAX 989	.
PSC 952	.	PSC 952	.	PSC 952	.
FIBERMAX 958	.	FIBERMAX 958	.	FIBERMAX 958	.
DPL 5415 RR	.	DPL 5415 RR	.	DPL 5415 RR	.
PAYMASTER PM 1560 BG	.	PAYMASTER PM 1560 BG	.	PAYMASTER PM 1560 BG	.
SG 501 BG/RR	.	SG 501 BG/RR	.	SG 501 BG/RR	.
SUREGROW 105	.	SUREGROW 105	.	SUREGROW 105	.
STV BXN 47	.	STV BXN 47	.	STV BXN 47	.
DPL 451 BRR	.	DPL 451 BRR	.	DPL 451 BRR	.
PAYMASTER 1218BG/RR	.	PAYMASTER 1218BG/RR	.	PAYMASTER 1218BG/RR	.
LSD	0.46	LSD	18	LSD	9.81
-----		-----		-----	
AREALOMETER - w (MG/INCH)		AREALOMETER - t (MICRONS)		SEED YIELD (LB/ACRE)	
-----		-----		-----	
SG 747	4.43	NU 33 B	3.2	DPL 451 BRR	1406
NU 33 B	4.41	SG 747	3.1	SG 501 BG/RR	1362
ALL TEX ATLAS	3.97	ALL TEX ATLAS	2.8	SG 747	1336
ACALA MAXXA	3.59	ACALA MAXXA	2.6	ALL TEX ATLAS	1329
FIBERMAX 832	.	FIBERMAX 832	.	SUREGROW 105	1324
FIBERMAX 989	.	FIBERMAX 989	.	PSC 952	1317
PSC 952	.	PSC 952	.	STV BXN 47	1201
FIBERMAX 958	.	FIBERMAX 958	.	FIBERMAX 958	1144
DPL 5415 RR	.	DPL 5415 RR	.	FIBERMAX 989	1137
PAYMASTER PM 1560 BG	.	PAYMASTER PM 1560 BG	.	FIBERMAX 832	1118
SG 501 BG/RR	.	SG 501 BG/RR	.	DPL 5415 RR	1069
SUREGROW 105	.	SUREGROW 105	.	PAYMASTER 1218BG/RR	1068
STV BXN 47	.	STV BXN 47	.	NU 33 B	1055
DPL 451 BRR	.	DPL 451 BRR	.	PAYMASTER PM 1560 BG	984
PAYMASTER 1218BG/RR	.	PAYMASTER 1218BG/RR	.	ACALA MAXXA	798

LSD	1.39	LSD	1.0	LSD	491
OIL (PERCENT)		NITROGEN (PERCENT)		FREE GOSSYPOL (PERCENT)	
FIBERMAX 989	20.43	PAYMASTER 1218BG/RR	3.98	ALL TEX ATLAS	0.94
FIBERMAX 832	20.21	ACALA MAXXA	3.94	STV BXN 47	0.93
ALL TEX ATLAS	19.59	SUREGROW 105	3.83	NU 33 B	0.93
DPL 5415 RR	19.24	STV BXN 47	3.80	ACALA MAXXA	0.89
PAYMASTER PM 1560 BG	19.17	SG 501 BG/RR	3.71	SUREGROW 105	0.86
PSC 952	18.76	ALL TEX ATLAS	3.60	DPL 5415 RR	0.85
NU 33 B	18.71	FIBERMAX 989	3.59	FIBERMAX 989	0.81
ACALA MAXXA	18.63	FIBERMAX 832	3.58	PAYMASTER PM 1560 BG	0.80
FIBERMAX 958	18.40	NU 33 B	3.57	SG 501 BG/RR	0.80
STV BXN 47	18.28	SG 747	3.57	DPL 451 BRR	0.77
DPL 451 BRR	18.23	PSC 952	3.56	PAYMASTER 1218BG/RR	0.72
SG 501 BG/RR	17.62	FIBERMAX 958	3.55	PSC 952	0.67
SUREGROW 105	17.59	DPL 451 BRR	3.47	SG 747	0.57
PAYMASTER 1218BG/RR	17.14	DPL 5415 RR	3.46	FIBERMAX 832	0.53
SG 747	16.41	PAYMASTER PM 1560 BG	3.45	FIBERMAX 958	0.47
LSD	1.51	LSD	0.39	LSD	0.46

EASTERN

LOCATIONS COMBINING VARIETIES

LOCATION	LINT	BOLL	LINT	SEED	YARN	DIGITAL FIBROGRAPH		STELOMETER	
	YIELD	SIZE				PERCENT	INDEX	TENACITY	2.5% S.L.
	(lb/acre)	(g/boll)			(mN/TEX)	(inches)	(inches)	(mN/tex)	(%)
AUBURN, AL	909	4.64	37.6	9.7	137	1.11	0.54	218	7.5
BELLE MINA, AL	649	5.30	42.1	10.1	126	1.09	0.52	211	6.7

SL - HVI Starlab (Calibrated to USDA SL - HVI Std.)

LOCATION	MICRONAIRE	2.5% S.L.	UNIFORMITY	STRENGTH	E	COLORIMETER		MICRONAIRE	SEED YIELD	OIL
	(Reading)	(in.)	(%)	(g/tex)		Rd	b	(Reading)	(lb/ac)	(%)
AUBURN, AL	4.42	1.12	83.1	33.3	8.9	68.9	7.5	4.44	1491	18.35
BELLE MINA, AL	4.99	1.06	81.4	31.3	8.9	70.8	8.1	5.08	862	18.77

-----AREALOMETER DATA-----

LOCATION	FREE		A	D	I	M	p	w	t
	NITROGEN (%)	GOSSYPOL (%)	--- (mm ² /mm ³) ---			(%)	(microns)	(mg/in)	(microns)
AUBURN, AL	3.49	0.82	452	25.7	1.67	87	46.52	4.00	2.7
BELLE MINA, AL	3.79	0.72	416	17.4	1.49	94	44.83	4.20	3.1

EASTERN REGION
INDIVIDUAL LOCATION DATA

AUBURN, AL

VARIETY CODE	VARIETY NAME	LINT YIELD	BOLL SIZE	LINT PERCENT	SEED INDEX	YARN TENACITY	DIGITAL FIBROGRAPH		STELOMETER	
		(lb/acre)	(g/boll)			(mN/TEX)	2.5% S.L. (inches)	50% S.L. (inches)	T1 (mN/tex)	E1 (%)
1104	SG 747	1140	4.10	38.5	8.7	118	1.12	0.56	183	9.5
1163	SUREGROW 105	1120	4.09	37.6	9.7	135	1.12	0.54	226	7.0
1169	FIBERMAX 958	1067	5.05	38.9	9.9	138	1.13	0.54	225	6.1
1170	SG 501 BG/RR	1063	4.21	37.2	9.0	137	1.10	0.53	226	8.7
1106	STV BXN 47	1050	5.05	40.2	9.3	128	1.10	0.52	206	7.5
1159	PSC 952	992	4.65	35.4	10.2	146	1.13	0.54	232	6.2
1019	ALL TEX ATLAS	934	5.10	34.4	10.0	142	1.10	0.54	216	8.4

1155	DPL 451 BRR	908	4.05	33.2	9.9	128	1.12	0.53	189	8.5
1168	PAYMASTER 1218BG/RR	902	4.53	40.4	9.8	123	1.09	0.53	198	6.8
1117	FIBERMAX 832	827	5.65	38.6	10.9	163	1.16	0.56	239	7.2
1103	FIBERMAX 989	826	4.39	38.7	9.0	153	1.13	0.55	244	5.7
1097	PAYMASTER PM 1560 BG	753	5.07	38.7	9.8	130	1.10	0.53	226	7.2
1102	DPL 5415 RR	738	4.35	37.4	9.1	134	1.11	0.54	233	8.0
1009	NU 33 B	660	4.21	35.4	9.3	128	1.12	0.54	203	8.4
773	ACALA MAXXA	652	5.10	39.1	11.2	152	1.11	0.55	234	8.1
.	LSD	88	0.76	.	0.5	10	0.02	0.03	14	1.0

 SL - HVI Starlab (Calibrated to USDA SL - HVI Std.)

VARIETY CODE	VARIETY NAME	MICRONAIRE (Reading)	2.5% UNIFO-		STRE- NGTH (g/tex)	COLORIMETER			SEED YIELD (lb/ac)	OIL (%)	
			S.L. (in.)	MITY (%)		HUNTER'S Rd	b	MICRONAIRE (Reading)			
1104	SG 747	4.10	1.10	83.2	33.0	9.3	63.0	7.2	4.10	1784	16.98
1163	SUREGROW 105	4.30	1.10	84.6	33.0	8.9	68.0	7.0	4.35	1881	17.40
1169	FIBERMAX 958	4.40	1.15	81.9	31.5	7.8	72.0	7.1	4.40	1634	17.84
1170	SG 501 BG/RR	4.55	1.10	83.2	34.0	9.6	70.0	8.3	4.50	1759	16.61
1106	STV BXN 47	4.65	1.10	83.2	31.0	8.9	67.0	7.8	4.75	1576	18.20
1159	PSC 952	4.30	1.20	82.8	34.0	8.7	73.0	8.3	4.25	1752	17.71
1019	ALL TEX ATLAS	4.10	1.10	82.0	35.0	8.9	67.0	7.1	4.10	1767	19.47
1155	DPL 451 BRR	4.40	1.10	82.8	29.5	8.7	70.5	7.9	4.40	1891	17.90
1168	PAYMASTER 1218BG/RR	4.35	1.10	82.2	30.5	8.9	67.5	6.7	4.25	1314	16.38
1117	FIBERMAX 832	4.20	1.20	85.2	36.5	8.9	71.5	7.4	4.25	1288	20.24
1103	FIBERMAX 989	4.50	1.10	83.3	36.5	8.7	65.5	6.5	4.60	1308	20.59
1097	PAYMASTER PM 1560 BG	4.95	1.10	82.3	34.0	9.1	70.0	9.0	5.10	1113	18.73
1102	DPL 5415 RR	4.55	1.10	83.0	34.0	9.2	73.0	8.5	4.65	1154	19.71
1009	NU 33 B	4.75	1.10	83.5	34.0	9.6	68.5	7.0	4.75	1236	18.49
773	ACALA MAXXA	4.20	1.10	83.7	33.0	9.3	67.0	7.6	4.20	914	19.02
.	LSD	0.43	0.04	1.5	5.6	0.7	8.8	2.2	0.46	210	1.28

 -----AREALOMETER DATA-----

VARIETY CODE	VARIETY NAME	FREE		A	D	M	p	w	t		
		NITROGEN (%)	GOSSYPOL (%)								
				---	(mm2/mm3)	---	I	(%)	(microns)	(mg/in)	(microns)

2000 National Cotton Variety Test

1104	SG 747	3.50	0.64	469	32.0	1.80	82	48.16	3.97	2.6
1163	SUREGROW 105	3.43	1.00
1169	FIBERMAX 958	3.44	0.47
1170	SG 501 BG/RR	3.59	0.87
1106	STV BXN 47	3.67	0.97
1159	PSC 952	3.23	0.74
1019	ALL TEX ATLAS	3.68	1.30	462	24.0	1.64	89	44.52	3.73	2.7
1155	DPL 451 BRR	3.29	0.76
1168	PAYMASTER 1218BG/RR	3.73	0.51
1117	FIBERMAX 832	3.42	0.55
1103	FIBERMAX 989	3.30	0.70
1097	PAYMASTER PM 1560 BG	3.34	0.74
1102	DPL 5415 RR	3.30	0.77
1009	NU 33 B	3.62	1.04	406	23.0	1.62	89	49.93	4.75	3.1
773	ACALA MAXXA	3.88	1.23	472	23.8	1.63	88	43.47	3.56	2.6
.	LSD	0.25	0.27	42.9	14.8	0.31	12	5.29	0.25	0.4

BELLE MINA, AL

VARIETY CODE	VARIETY NAME	LINT	BOLL	LINT PERCENT	SEED INDEX	YARN TENACITY (mN/TEX)	DIGITAL FIBROGRAPH		STELOMETER	
		YIELD (lb/acre)	SIZE (g/boll)				2.5% S.L. (inches)	50% S.L. (inches)	T1 (mN/tex)	E1 (%)
1102	DPL 5415 RR	751	4.99	40.6	9.0	123	1.10	0.52	218	7.2
1103	FIBERMAX 989	734	5.47	42.5	10.1	143	1.11	0.53	234	5.7
1104	SG 747	718	5.39	44.8	9.5	106	1.05	0.51	180	8.4
1168	PAYMASTER 1218BG/RR	714	5.39	45.0	10.6	107	1.01	0.50	187	6.5
1117	FIBERMAX 832	704	6.30	42.0	10.3	149	1.14	0.54	228	5.9
1170	SG 501 BG/RR	702	5.27	41.2	10.3	117	1.10	0.52	209	7.4
1106	STV BXN 47	682	4.58	44.4	9.5	120	1.10	0.52	194	6.5
1155	DPL 451 BRR	635	5.39	40.4	10.6	119	1.09	0.51	189	6.3
1159	PSC 952	626	5.71	39.7	11.0	136	1.12	0.55	226	5.9
1097	PAYMASTER PM 1560 BG	623	5.06	41.1	9.7	126	1.10	0.52	209	6.9
1009	NU 33 B	618	4.73	40.9	9.7	121	1.11	0.53	206	7.3
1163	SUREGROW 105	610	4.81	43.4	9.9	119	1.10	0.51	206	6.9

1019	ALL TEX ATLAS	545	5.26	37.6	10.9	132	1.01	0.49	230	7.8
1169	FIBERMAX 958	544	5.63	43.7	10.3	124	1.06	0.52	208	5.2
773	ACALA MAXXA	534	5.50	44.8	10.3	149	1.10	0.53	241	6.7
.	LSD	86	0.31	.	0.6	13	0.02	0.04	16	0.9

 SL - HVI Starlab (Calibrated to USDA SL - HVI Std.)

VARIETY CODE	VARIETY NAME	MICRONAIRE (Reading)	2.5% S.L. (in.)	UNIFO- MITY (%)	STRE- NGTH (g/tex)	E	COLORIMETER		SEED YIELD (lb/ac)	OIL (%)	
							HUNTER'S Rd	MICRONAIRE b (Reading)			
1102	DPL 5415 RR	5.15	1.10	81.8	32.5	9.3	74.5	8.3	5.35	984	18.77
1103	FIBERMAX 989	4.85	1.10	81.6	34.5	8.7	74.0	8.1	4.95	967	20.26
1104	SG 747	5.10	1.05	82.1	29.5	9.6	70.0	9.2	5.10	889	15.84
1168	PAYMASTER 1218BG/RR	5.20	1.00	81.2	28.5	8.9	73.5	8.9	5.65	821	17.89
1117	FIBERMAX 832	4.65	1.10	82.2	32.5	8.4	72.5	7.3	4.85	948	20.19
1170	SG 501 BG/RR	5.45	1.00	80.8	31.5	9.5	73.5	9.2	5.50	966	18.62
1106	STV BXN 47	5.35	1.00	80.6	28.0	8.9	58.5	6.9	5.55	826	18.36
1155	DPL 451 BRR	5.20	1.10	81.9	27.0	8.7	73.0	8.8	5.45	920	18.57
1159	PSC 952	5.00	1.10	81.9	33.5	8.8	74.0	8.9	4.95	882	19.81
1097	PAYMASTER PM 1560 BG	4.85	1.10	82.1	29.0	8.8	72.5	8.5	4.65	856	19.62
1009	NU 33 B	5.10	1.10	81.0	31.5	9.2	70.5	8.0	5.15	873	18.93
1163	SUREGROW 105	5.10	1.00	81.0	31.5	9.2	71.5	8.9	5.20	767	17.78
1019	ALL TEX ATLAS	4.55	1.00	80.5	33.5	9.0	68.0	8.0	4.60	892	19.71
1169	FIBERMAX 958	5.05	1.00	81.2	30.5	7.7	65.5	6.1	5.05	653	18.96
773	ACALA MAXXA	4.25	1.10	81.7	35.5	8.6	71.0	7.5	4.20	681	18.24
.	LSD	0.30	0.04	2.2	3.2	0.5	10.3	3.4	0.39	111	0.83

 -----AREALOMETER DATA-----

VARIETY CODE	VARIETY NAME	FREE NITROGEN (%)	GOSSYPOL (%)	A		M (%)	p (microns)	w (mg/in)	t (microns)	
				---	---					
1102	DPL 5415 RR	3.62	0.92	
1103	FIBERMAX 989	3.88	0.93	
1104	SG 747	3.64	0.49	371	13.0	1.39	98	46.79	4.89	3.6
1168	PAYMASTER 1218BG/RR	4.22	0.94
1117	FIBERMAX 832	3.73	0.51

1170	SG 501 BG/RR	3.83	0.73
1106	STV BXN 47	3.93	0.90
1155	DPL 451 BRR	3.65	0.79
1159	PSC 952	3.88	0.60
1097	PAYMASTER PM 1560 BG	3.56	0.86
1009	NU 33 B	3.53	0.83	397	10.5	1.32	100	41.78	4.08	3.4
1163	SUREGROW 105	4.24	0.72
1019	ALL TEX ATLAS	3.52	0.59	434	23.8	1.64	88	47.29	4.21	2.9
1169	FIBERMAX 958	3.67	0.47
773	ACALA MAXXA	3.99	0.56	464	22.5	1.61	89	43.49	3.63	2.7
.	LSD	0.24	0.31	42.6	5.1	0.13	5	2.76	0.64	0.6

[RETURN TO 2000 NCVT COVER PAGE](#)



***Thank you for your interest in the ongoing work of the
National Cotton Variety Test Program.***

Questions or comments to: ekeene@ars.usda.gov

United States Department of Agriculture

**Agricultural Research Service
Mid-South Area**

**Crop Genetics and Production Research Unit
National Cotton Variety Test Program
P O Box 345
Stoneville, MS 38776
(662) 686-5241
Fax (662) 686-5218**



Other links:

[Crop Genetics and Production Research Unit Home Page](#)

[Publications of the Crop Genetics & Production Research Unit](#)

[Jamie Whitten Delta States Research Center](#)

**All Internet Versions of the NCVT Publications are accessible through
either the Jamie Whitten Delta States Research Center or the
Crop Genetics and Production Research Unit sites**



2000 National Cotton Variety Test



**Crop Genetics & Production Research Unit
P O Box 345
Stoneville, MS 38776**

**(662) 686-5378
(662) 686-5218 (fax)**

**National Cotton Variety Tests, 2000
Yield, Boll, Seed, Spinning and Data**

2000 DELTA REGIONAL COTTON VARIETY TEST

DELTA
VARIETIES COMBINING LOCATIONS

VARIETY CODE	VARIETY NAME	LINT YIELD (lb/acre)	BOLL SIZE (g/boll)	LINT PERCENT	SEED INDEX	YARN TENACITY (mN/TEX)	DIGITAL FIBROGRAPH 2.5% S.L. (inches)	50% S.L. (inches)	STELOMETER T1 (mN/tex)	E1 (%)
1090	PHY 69	1311	4.70	37.5	8.5	119	1.11	0.54	190	7.3
1158	PSC 355	1170	3.80	39.6	9.1	122	1.12	0.54	190	7.5
1106	STV BXN 47	1139	3.52	39.3	9.6	132	1.12	0.54	200	6.6
1168	PAYMASTER 1218BG/RR	1091	3.70	38.8	9.9	120	1.11	0.53	190	6.5
1104	SG 747	1073	4.36	39.2	10.1	127	1.11	0.54	198	6.7
1163	SUREGROW 105	1064	3.73	38.8	9.6	124	1.12	0.55	194	7.1
1019	ALL TEX ATLAS	914	4.27	35.8	10.6	129	1.12	0.54	210	6.6
773	ACALA MAXXA	910	4.21	38.2	10.3	137	1.12	0.54	216	6.8

1009	NU 33 B	909	3.80	36.5	8.6	122	1.12	0.54	196	7.4
.	LSD	377	1.00	4.4	2.1	27	0.04	0.03	37	1.8

SL - HVI Starlab (Calibrated to USDA SL - HVI Std.)

VARIETY CODE	VARIETY NAME	MICRONAIRE (Reading)	2.5% S.L. (in.)	UNIFO- MITY (%)	STRE- NGTH (g/tex)	E	COLORIMETER		SEED YIELD (lb/ac)	OIL (%)	
							HUNTER'S Rd	MICRONAIRE b (Reading)			
1090	PHY 69	4.60	1.10	83.0	29.0	8.7	74.0	7.3	4.90	2324	19.09
1158	PSC 355	4.35	1.10	83.2	27.8	8.7	68.8	7.8	4.40	1687	17.24
1106	STV BXN 47	4.18	1.10	83.1	28.8	8.0	69.5	7.7	4.23	1738	17.54
1168	PAYMASTER 1218BG/RR	4.48	1.08	82.9	27.3	8.1	67.5	6.9	4.65	1617	18.27
1104	SG 747	4.50	1.10	83.6	28.0	8.3	69.3	7.5	4.55	1617	17.56
1163	SUREGROW 105	4.63	1.10	83.5	27.8	8.7	68.3	7.1	4.73	1598	17.61
1019	ALL TEX ATLAS	4.38	1.10	82.6	29.5	8.2	68.0	6.7	4.43	1546	19.26
773	ACALA MAXXA	4.25	1.10	83.0	31.0	8.6	70.0	6.8	4.33	1379	18.69
1009	NU 33 B	4.35	1.10	82.6	28.5	8.6	69.8	6.9	4.35	1597	18.69
.	LSD	0.54	0.03	1.2	5.1	0.9	6.1	1.3	0.65	648	3.37

-----AREALOMETER DATA-----

VARIETY CODE	VARIETY NAME	FREE NITROGEN (%)	GOSSYPOL (%)	A		D	M	p	w	t
				---	(mm ² /mm ³)---					
1090	PHY 69	3.42	0.86	425	24.0	1.64	88	48.38	4.40	2.9
1158	PSC 355	3.75	0.65
1106	STV BXN 47	3.84	0.81
1168	PAYMASTER 1218BG/RR	3.89	0.71
1104	SG 747	3.68	0.62	437	22.8	1.61	89	46.56	4.17	2.9
1163	SUREGROW 105	3.54	0.93
1019	ALL TEX ATLAS	3.51	0.90	439	26.0	1.68	87	48.20	4.28	2.8
773	ACALA MAXXA	3.75	0.65	453	23.3	1.62	89	44.91	3.83	2.8
1009	NU 33 B	3.59	0.72	436	26.6	1.69	86	48.49	4.32	2.8
.	LSD	0.39	0.47	70.2	9.0	0.18	8	8.81	1.49	0.4

DELTA
INDIVIDUAL COMPONENT DATA

BOLL SIZE, GRAM PER BOLL		LINT PERCENT		SEED INDEX	
PHY 69	4.70	PSC 355	39.6	ALL TEX ATLAS	10.6
SG 747	4.36	STV BXN 47	39.3	ACALA MAXXA	10.3
ALL TEX ATLAS	4.27	SG 747	39.2	SG 747	10.1
ACALA MAXXA	4.21	SUREGROW 105	38.8	PAYMASTER 1218BG/RR	9.9
PSC 355	3.80	PAYMASTER 1218BG/RR	38.8	STV BXN 47	9.6
NU 33 B	3.80	ACALA MAXXA	38.2	SUREGROW 105	9.6
SUREGROW 105	3.73	PHY 69	37.5	PSC 355	9.1
PAYMASTER 1218BG/RR	3.70	NU 33 B	36.5	NU 33 B	8.6
STV BXN 47	3.52	ALL TEX ATLAS	35.8	PHY 69	8.5
LSD	1.00	LSD	4.4	LSD	2.1
2.5% S.L. (INCHES)		UR (PERCENT)		STRENGTH (G/TEX)	
ALL TEX ATLAS	1.10	SG 747	83.6	ACALA MAXXA	31.0
ACALA MAXXA	1.10	SUREGROW 105	83.5	ALL TEX ATLAS	29.5
SG 747	1.10	PSC 355	83.2	PHY 69	29.0
STV BXN 47	1.10	STV BXN 47	83.1	STV BXN 47	28.8
SUREGROW 105	1.10	PHY 69	83.0	NU 33 B	28.5
PSC 355	1.10	ACALA MAXXA	83.0	SG 747	28.0
NU 33 B	1.10	PAYMASTER 1218BG/RR	82.9	SUREGROW 105	27.8
PHY 69	1.10	NU 33 B	82.6	PSC 355	27.8
PAYMASTER 1218BG/RR	1.08	ALL TEX ATLAS	82.6	PAYMASTER 1218BG/RR	27.3
LSD	0.03	LSD	1.2	LSD	5.1
E		MICRONAIRE (SL-HVI)		COLORIMETER - Rd	

SUREGROW 105	8.7	PHY 69	4.90	PHY 69	74.0
PHY 69	8.7	SUREGROW 105	4.73	ACALA MAXXA	70.0
PSC 355	8.7	PAYMASTER 1218BG/RR	4.65	NU 33 B	69.8
NU 33 B	8.6	SG 747	4.55	STV BXN 47	69.5
ACALA MAXXA	8.6	ALL TEX ATLAS	4.43	SG 747	69.3
SG 747	8.3	PSC 355	4.40	PSC 355	68.8
ALL TEX ATLAS	8.2	NU 33 B	4.35	SUREGROW 105	68.3
PAYMASTER 1218BG/RR	8.1	ACALA MAXXA	4.33	ALL TEX ATLAS	68.0
STV BXN 47	8.0	STV BXN 47	4.23	PAYMASTER 1218BG/RR	67.5
LSD	0.9	LSD	0.65	LSD	6.1

 COLORIMETER - b

PSC 355	7.8
STV BXN 47	7.7
SG 747	7.5
PHY 69	7.3
SUREGROW 105	7.1
NU 33 B	6.9
PAYMASTER 1218BG/RR	6.9
ACALA MAXXA	6.8
ALL TEX ATLAS	6.7
LSD	1.3

 MICRONAIRE

SUREGROW 105	4.63
PHY 69	4.60
SG 747	4.50
PAYMASTER 1218BG/RR	4.48
ALL TEX ATLAS	4.38
PSC 355	4.35
NU 33 B	4.35
ACALA MAXXA	4.25
STV BXN 47	4.18
LSD	0.54

 STELOMETER - E1

PSC 355	7.5
NU 33 B	7.4
PHY 69	7.3
SUREGROW 105	7.1
ACALA MAXXA	6.8
SG 747	6.7
ALL TEX ATLAS	6.6
STV BXN 47	6.6
PAYMASTER 1218BG/RR	6.5
LSD	1.8

 STELOMETER - T1

ACALA MAXXA	216
ALL TEX ATLAS	210
STV BXN 47	200
SG 747	198
NU 33 B	196
SUREGROW 105	194

 FIBROGRAPH--50% S.L.

SUREGROW 105	0.55
ACALA MAXXA	0.54
ALL TEX ATLAS	0.54
STV BXN 47	0.54
SG 747	0.54
PSC 355	0.54

 FIBROGRAPH--2.5% S.L.

ACALA MAXXA	1.12
STV BXN 47	1.12
SUREGROW 105	1.12
ALL TEX ATLAS	1.12
PSC 355	1.12
NU 33 B	1.12

PAYMASTER 1218BG/RR	190	PHY 69	0.54	PHY 69	1.11
PSC 355	190	NU 33 B	0.54	PAYMASTER 1218BG/RR	1.11
PHY 69	190	PAYMASTER 1218BG/RR	0.53	SG 747	1.11
LSD	37	LSD	0.03	LSD	0.04

 YARN TENACITY

ACALA MAXXA	137
STV BXN 47	132
ALL TEX ATLAS	129
SG 747	127
SUREGROW 105	124
NU 33 B	122
PSC 355	122
PAYMASTER 1218BG/RR	120
PHY 69	119
LSD	27

 AREALOMETER - A (mm²/mm³)

ACALA MAXXA	453
ALL TEX ATLAS	439
SG 747	437
NU 33 B	436
PHY 69	425
STV BXN 47	.
SUREGROW 105	.
PSC 355	.
PAYMASTER 1218BG/RR	.
LSD	70.2

 AREALOMETER - D (mm²/mm³)

NU 33 B	26.6
ALL TEX ATLAS	26.0
PHY 69	24.0
ACALA MAXXA	23.3
SG 747	22.8
STV BXN 47	.
SUREGROW 105	.
PSC 355	.
PAYMASTER 1218BG/RR	.
LSD	9.0

 AREALOMETER - I

NU 33 B	1.69
ALL TEX ATLAS	1.68
PHY 69	1.64
ACALA MAXXA	1.62
SG 747	1.61
STV BXN 47	.
SUREGROW 105	.
PSC 355	.
PAYMASTER 1218BG/RR	.
LSD	0.18

 AREALOMETER - M (PERCENT)

SG 747	89
ACALA MAXXA	89
PHY 69	88
ALL TEX ATLAS	87
NU 33 B	86
STV BXN 47	.
SUREGROW 105	.
PSC 355	.
PAYMASTER 1218BG/RR	.
LSD	8

 AREALOMETER - p (Microns)

NU 33 B	48.49
PHY 69	48.38
ALL TEX ATLAS	48.20
SG 747	46.56
ACALA MAXXA	44.91
STV BXN 47	.
SUREGROW 105	.
PSC 355	.
PAYMASTER 1218BG/RR	.
LSD	8.81

 AREALOMETER - w (MG/INCH)

 AREALOMETER - t (MICRONS)

 SEED YIELD (LB/ACRE)

PHY 69	4.40	PHY 69	2.9	PHY 69	2324
NU 33 B	4.32	SG 747	2.9	STV BXN 47	1738
ALL TEX ATLAS	4.28	NU 33 B	2.8	PSC 355	1687
SG 747	4.17	ALL TEX ATLAS	2.8	SG 747	1617
ACALA MAXXA	3.83	ACALA MAXXA	2.8	PAYMASTER 1218BG/RR	1617
STV BXN 47	.	STV BXN 47	.	SUREGROW 105	1598
SUREGROW 105	.	SUREGROW 105	.	NU 33 B	1597
PSC 355	.	PSC 355	.	ALL TEX ATLAS	1546
PAYMASTER 1218BG/RR	.	PAYMASTER 1218BG/RR	.	ACALA MAXXA	1379
LSD	1.49	LSD	0.4	LSD	648

OIL (PERCENT)

NITROGEN (PERCENT)

FREE GOSSYPOL (PERCENT)

ALL TEX ATLAS	19.26	PAYMASTER 1218BG/RR	3.89	SUREGROW 105	0.93
PHY 69	19.09	STV BXN 47	3.84	ALL TEX ATLAS	0.90
NU 33 B	18.69	ACALA MAXXA	3.75	PHY 69	0.86
ACALA MAXXA	18.69	PSC 355	3.75	STV BXN 47	0.81
PAYMASTER 1218BG/RR	18.27	SG 747	3.68	NU 33 B	0.72
SUREGROW 105	17.61	NU 33 B	3.59	PAYMASTER 1218BG/RR	0.71
SG 747	17.56	SUREGROW 105	3.54	PSC 355	0.65
STV BXN 47	17.54	ALL TEX ATLAS	3.51	ACALA MAXXA	0.65
PSC 355	17.24	PHY 69	3.42	SG 747	0.62
LSD	3.37	LSD	0.39	LSD	0.47

DELTA

LOCATIONS COMBINING VARIETIES

LOCATION	LINT	BOLL	LINT	SEED	YARN	DIGITAL FIBROGRAPH		STELOMETER	
	YIELD	SIZE			TENACITY	2.5% S.L.	50% S.L.	T1	E1
	(lb/acre)	(g/boll)	PERCENT	INDEX	(mN/TEX)	(inches)	(inches)	(mN/tex)	(%)

SAINT JOSEPH, LA	1201	4.89	39.1	9.4	121	1.11	0.54	195	7.2
CLARKEDALE, AR	880	2.92	37.3	9.9	132	1.13	0.55	203	6.6

 SL - HVI Starlab (Calibrated to USDA SL - HVI Std.)

LOCATION	MICRONAIRE	2.5% S.L.	UNIFORMITY	STRENGTH	E	COLORIMETER		SEED	OIL	
	(Reading)	(in.)	(%)	(g/tex)		HUNTER'S Rd	b	MICRONAIRE (Reading)		YIELD (lb/ac)
SAINT JOSEPH, LA	4.67	1.09	82.6	28.8	8.5	69.6	7.4	4.77	1778	18.86
CLARKEDALE, AR	4.10	1.10	83.5	28.4	8.4	68.8	6.9	4.16	1485	17.39

-----AREALOMETER DATA-----

LOCATION	NITROGEN	FREE GOSSYPOL	A	D	I	M	p	w	t
	(%)	(%)	---(mm2/mm3)---			(%)	(microns)	(mg/in)	(microns)
SAINT JOSEPH, LA	3.69	0.68	424	22.0	1.59	90	47.26	4.33	2.9
CLARKEDALE, AR	3.67	0.84	458	27.8	1.72	85	47.09	3.99	2.7

INDIVIDUAL LOCATION DATA

SAINT JOSEPH, LA

VARIETY CODE	VARIETY NAME	LINT YIELD	BOLL SIZE	LINT PERCENT	SEED INDEX	YARN TENACITY	DIGITAL 2.5% S.L.	FIBROGRAPH 50% S.L.	STELOMETER T1	E1
		(lb/acre)	(g/boll)			(mN/TEX)	(inches)	(inches)	(mN/tex)	(%)
1106	STV BXN 47	1388	4.40	41.4	9.0	120	1.12	0.55	181	7.4
1158	PSC 355	1338	4.40	39.3	8.9	119	1.11	0.54	190	7.9

1163 SUREGROW 105	1327	4.60	39.3	9.7	123	1.13	0.56	201	7.0
1090 PHY 69	1311	4.70	37.5	8.5	119	1.11	0.54	190	7.3
1104 SG 747	1296	5.20	41.2	9.0	110	1.09	0.53	183	7.8
1168 PAYMASTER 1218BG/RR	1291	5.20	41.5	9.2	116	1.10	0.52	183	7.4
1019 ALL TEX ATLAS	1044	5.50	34.5	11.1	127	1.09	0.53	215	6.5
1009 NU 33 B	981	4.60	37.6	8.1	111	1.10	0.53	186	7.0
773 ACALA MAXXA	833	5.45	39.3	11.2	146	1.12	0.53	228	6.8
. LSD	312	0.65	1.7	1.1	5	0.02	0.05	53	2.6

 SL - HVI Starlab (Calibrated to USDA SL - HVI Std.)

VARIETY CODE	VARIETY NAME	MICRONAIRE (Reading)	2.5% S.L. (in.)	UNIFO- MITY (%)	STRE- NGTH (g/tex)	E	COLORIMETER		SEED YIELD (lb/ac)	OIL (%)	
							HUNTER'S Rd	MICRONAIRE b (Reading)			
1106 STV BXN 47		4.65	1.10	82.4	27.5	7.9	68.5	8.3	4.75	1976	17.89
1158 PSC 355		4.60	1.10	83.0	28.5	8.8	68.0	8.0	4.65	1861	19.26
1163 SUREGROW 105		5.15	1.10	83.3	29.0	8.6	71.0	8.0	5.30	1902	19.16
1090 PHY 69		4.60	1.10	83.0	29.0	8.7	74.0	7.3	4.90	2324	19.09
1104 SG 747		4.75	1.10	83.7	26.5	8.8	66.5	7.7	4.95	1833	16.87
1168 PAYMASTER 1218BG/RR		4.75	1.05	82.1	27.0	8.5	69.5	7.5	4.90	1645	17.90
1019 ALL TEX ATLAS		4.50	1.10	81.6	30.5	8.3	66.5	6.6	4.60	1758	20.96
1009 NU 33 B		4.70	1.10	82.2	27.0	8.3	70.0	6.7	4.60	1631	19.77
773 ACALA MAXXA		4.30	1.10	82.4	34.0	8.4	72.0	7.1	4.30	1076	18.82
. LSD		0.36	0.08	1.8	1.6	1.0	3.7	1.0	0.18	775	0.71

 -----AREALOMETER DATA-----

VARIETY CODE	VARIETY NAME	FREE NITROGEN (%)	GOSSYPOL (%)	A		D	M	p	w	t
				---	(mm2/mm3)---					
1106 STV BXN 47		3.87	0.82
1158 PSC 355		3.84	0.59
1163 SUREGROW 105		3.58	1.11
1090 PHY 69		3.42	0.86	425	24.0	1.64	88	48.38	4.40	2.9
1104 SG 747		3.54	0.51	405	22.0	1.60	90	49.54	4.74	3.1
1168 PAYMASTER 1218BG/RR		3.92	0.53
1019 ALL TEX ATLAS		3.52	0.60	422	23.0	1.62	89	48.19	4.44	3.0

1009 NU 33 B	3.50	0.64	413	21.0	1.57	91	47.72	4.46	3.0
773 ACALA MAXXA	4.02	0.47	458	20.0	1.55	91	42.49	3.59	2.8
. LSD	0.30	0.30	94.2	11.7	0.25	10	8.51	1.65	0.7

CLARKEDALE, AR

VARIETY CODE	VARIETY NAME	LINT YIELD (lb/acre)	BOLL SIZE (g/boll)	LINT PERCENT	SEED INDEX	YARN TENACITY (mN/TEX)	DIGITAL FIBROGRAPH 2.5% S.L. (inches)	50% S.L. (inches)	STELOMETER T1 (mN/tex)	E1 (%)
1158	PSC 355	1001	3.20	40.0	9.4	125	1.13	0.55	191	7.0
773	ACALA MAXXA	988	2.97	37.1	9.4	128	1.13	0.56	203	6.8
1168	PAYMASTER 1218BG/RR	891	2.19	36.1	10.6	125	1.12	0.54	198	5.7
1106	STV BXN 47	890	2.63	37.2	10.1	144	1.13	0.54	220	5.8
1104	SG 747	849	3.52	37.3	11.2	144	1.13	0.55	212	5.7
1009	NU 33 B	837	2.99	35.5	9.1	133	1.14	0.55	206	7.8
1163	SUREGROW 105	802	2.86	38.3	9.5	126	1.11	0.54	186	7.3
1019	ALL TEX ATLAS	785	3.03	37.1	10.1	132	1.15	0.56	205	6.7
.	LSD	418	0.98	4.8	2.2	30	0.02	0.02	35	1.6

SL - HVI Starlab (Calibrated to USDA SL - HVI Std.)

VARIETY CODE	VARIETY NAME	MICRONAIRE (Reading)	2.5% S.L. (in.)	UNIFO- MITY (%)	STRE- NGTH (g/tex)	E	COLORIMETER HUNTER'S Rd	b	MICRONAIRE (Reading)	SEED YIELD (lb/ac)	OIL (%)
1158	PSC 355	4.10	1.10	83.3	27.0	8.6	69.5	7.6	4.15	1513	15.22
773	ACALA MAXXA	4.20	1.10	83.6	28.0	8.8	68.0	6.6	4.35	1682	18.56
1168	PAYMASTER 1218BG/RR	4.20	1.10	83.8	27.5	7.7	65.5	6.3	4.40	1589	18.65
1106	STV BXN 47	3.70	1.10	83.8	30.0	8.2	70.5	7.1	3.70	1501	17.19
1104	SG 747	4.25	1.10	83.5	29.5	7.8	72.0	7.3	4.15	1401	18.25
1009	NU 33 B	4.00	1.10	83.0	30.0	8.9	69.5	7.1	4.10	1564	17.62

1163 SUREGROW 105	4.10	1.10	83.8	26.5	8.9	65.5	6.2	4.15	1295	16.07
1019 ALL TEX ATLAS	4.25	1.10	83.6	28.5	8.1	69.5	6.8	4.25	1334	17.57
. LSD	0.98	.	1.6	5.0	1.4	10.2	2.1	1.12	810	2.16


-----AREALOMETER DATA-----

VARIETY CODE	VARIETY NAME	NITROGEN (%)	FREE GOSSYPOL (%)	A --- (mm ² /mm ³) ---	D	M I (%)	p (microns)	w (mg/in)	t (microns)	
1158	PSC 355	3.67	0.71	
773	ACALA MAXXA	3.49	0.83	449	26.5	1.69	86	47.33	4.08	2.8
1168	PAYMASTER 1218BG/RR	3.87	0.89
1106	STV BXN 47	3.81	0.81
1104	SG 747	3.82	0.74	469	23.5	1.63	89	43.58	3.59	2.7
1009	NU 33 B	3.69	0.80	459	32.3	1.80	82	49.27	4.17	2.7
1163	SUREGROW 105	3.50	0.76
1019	ALL TEX ATLAS	3.50	1.20	456	29.0	1.74	84	48.20	4.12	2.7
.	LSD	0.47	0.35	78.5	17.8	0.35	14	7.06	1.06	0.6

[RETURN TO 2000 NCVT COVER PAGE](#)



***Thank you for your interest in the ongoing work of the
National Cotton Variety Test Program.***

 Questions or comments to: ekeene@ars.usda.gov

United States Department of Agriculture

**Agricultural Research Service
Mid-South Area
Crop Genetics and Production Research Unit
National Cotton Variety Test Program
P O Box 345
Stoneville, MS 38776
(662) 686-5241
Fax (662) 686-5218**



Other links:

[Crop Genetics and Production Research Unit Home Page](#)

[Publications of the Crop Genetics & Production Research Unit](#)

[Jamie Whitten Delta States Research Center](#)

**All Internet Versions of the NCVT Publications are accessible through
either the Jamie Whitten Delta States Research Center or the
Crop Genetics and Production Research Unit sites**



2000 National Cotton Variety Test



Crop Genetics & Production Research Unit
P O Box 345
Stoneville, MS 38776

(662) 686-5378
(662) 686-5218 (fax)

National Cotton Variety Tests, 2000
Yield, Boll, Seed, Spinning and Data

2000 CENTRAL REGIONAL COTTON VARIETY TEST

CENTRAL REGION

VARIETIES COMBINING LOCATIONS

VARIETY CODE	VARIETY NAME	LINT	BOLL	LINT PERCENT	SEED INDEX	YARN TENACITY (mN/TEX)	DIGITAL FIBROGRAPH		STELOMETER	
		YIELD (lb/acre)	SIZE (g/boll)				2.5% S.L. (inches)	50% S.L. (inches)	T1 (mN/tex)	E1 (%)
1117	FIBERMAX 832	1216	5.49	36.9	10.3	148	1.18	0.56	232	5.6
1104	SG 747	1200	4.78	39.8	9.2	108	1.11	0.53	173	7.8
971	STV 474	1189	4.19	39.3	8.9	117	1.11	0.53	183	6.2
1009	NU 33 B	1137	4.40	36.5	8.5	117	1.12	0.52	191	6.9
953	SG 125	1128	4.84	38.3	9.2	114	1.12	0.54	180	7.6
1097	PAYMASTER PM 1560 BG	1059	5.11	37.8	10.2	124	1.13	0.53	204	6.6
689	DELTAPINE 50	1054	4.81	34.7	9.6	110	1.11	0.53	178	6.8
1019	ALL TEX ATLAS	975	5.23	34.6	10.5	126	1.08	0.52	207	6.8
773	ACALA MAXXA	789	4.64	39.5	10.8	149	1.14	0.55	239	6.2

. LSD 218 0.40 1.2 0.8 9 0.03 0.02 15 0.7

SL - HVI Starlab (Calibrated to USDA SL - HVI Std.)

VARIETY CODE	VARIETY NAME	MICRONAIRE (Reading)	2.5% S.L. (in.)	UNIFORMITY (%)	STRENGTH (g/tex)	E	COLORIMETER HUNTER'S Rd	b	MICRONAIRE (Reading)	SEED YIELD (lb/ac)	OIL (%)
1117	FIBERMAX 832	4.19	1.18	84.5	33.1	8.1	67.4	7.8	4.19	2101	18.94
1104	SG 747	4.74	1.08	83.2	27.6	9.1	65.5	8.7	4.80	1766	17.09
971	STV 474	4.64	1.09	82.3	28.8	8.3	65.1	8.5	4.74	1830	17.68
1009	NU 33 B	4.49	1.09	82.7	28.4	8.4	67.8	7.4	4.58	1993	18.89
953	SG 125	4.58	1.09	83.1	27.6	8.9	64.9	8.4	4.66	1735	17.57
1097	PAYMASTER PM 1560 BG	4.63	1.08	82.6	30.3	8.7	65.6	8.6	4.66	1752	19.36
689	DELTAPINE 50	4.74	1.09	82.5	26.5	8.3	67.9	7.3	4.83	1879	19.73
1019	ALL TEX ATLAS	4.44	1.09	81.6	31.1	8.7	66.6	7.8	4.56	1858	19.93
773	ACALA MAXXA	4.00	1.14	83.8	35.7	8.3	64.5	7.5	4.01	1152	18.73
.	LSD	0.26	0.05	1.3	1.9	0.4	3.9	1.1	0.27	424	1.20

-----AREALOMETER DATA-----

VARIETY CODE	VARIETY NAME	NITROGEN (%)	FREE GOSSYPOL (%)	A --- (mm2/mm3) ---	D	M (%)	p (microns)	w (mg/in)	t (microns)	
1117	FIBERMAX 832	3.43	0.55	
1104	SG 747	3.38	0.72	417	25.2	1.66	87	49.86	4.64	3.0
971	STV 474	3.43	1.20
1009	NU 33 B	3.23	0.82	430	22.2	1.60	90	46.55	4.20	2.9
953	SG 125	3.44	0.73
1097	PAYMASTER PM 1560 BG	3.45	0.88
689	DELTAPINE 50	3.37	0.93
1019	ALL TEX ATLAS	3.51	0.73	443	24.4	1.64	88	46.48	4.06	2.8
773	ACALA MAXXA	3.95	0.56	495	26.5	1.69	86	42.94	3.36	2.5
.	LSD	0.22	0.23	26.3	6.7	0.14	5	1.66	0.24	0.3

CENTRAL
INDIVIDUAL COMPONENT DATA

BOLL SIZE, GRAM PER BOLL		LINT PERCENT		SEED INDEX	
FIBERMAX 832	5.49	SG 747	39.8	ACALA MAXXA	10.8
ALL TEX ATLAS	5.23	ACALA MAXXA	39.5	ALL TEX ATLAS	10.5
PAYMASTER PM 1560 BG	5.11	STV 474	39.3	FIBERMAX 832	10.3
SG 125	4.84	SG 125	38.3	PAYMASTER PM 1560 BG	10.2
DELTAPINE 50	4.81	PAYMASTER PM 1560 BG	37.8	DELTAPINE 50	9.6
SG 747	4.78	FIBERMAX 832	36.9	SG 747	9.2
ACALA MAXXA	4.64	NU 33 B	36.5	SG 125	9.2
NU 33 B	4.40	DELTAPINE 50	34.7	STV 474	8.9
STV 474	4.19	ALL TEX ATLAS	34.6	NU 33 B	8.5
LSD	0.40	LSD	1.2	LSD	0.8

2.5% S.L. (INCHES)		UR (PERCENT)		STRENGTH (G/TEX)	
FIBERMAX 832	1.18	FIBERMAX 832	84.5	ACALA MAXXA	35.7
ACALA MAXXA	1.14	ACALA MAXXA	83.8	FIBERMAX 832	33.1
ALL TEX ATLAS	1.09	SG 747	83.2	ALL TEX ATLAS	31.1
DELTAPINE 50	1.09	SG 125	83.1	PAYMASTER PM 1560 BG	30.3
STV 474	1.09	NU 33 B	82.7	STV 474	28.8
SG 125	1.09	PAYMASTER PM 1560 BG	82.6	NU 33 B	28.4
NU 33 B	1.09	DELTAPINE 50	82.5	SG 747	27.6
PAYMASTER PM 1560 BG	1.08	STV 474	82.3	SG 125	27.6
SG 747	1.08	ALL TEX ATLAS	81.6	DELTAPINE 50	26.5
LSD	0.05	LSD	1.3	LSD	1.9

E

MICRONAIRE (SL-HVI)

COLORIMETER - Rd

SG 747	9.1	DELTAPINE 50	4.83	DELTAPINE 50	67.9
SG 125	8.9	SG 747	4.80	NU 33 B	67.8
PAYMASTER PM 1560 BG	8.7	STV 474	4.74	FIBERMAX 832	67.4
ALL TEX ATLAS	8.7	SG 125	4.66	ALL TEX ATLAS	66.6
NU 33 B	8.4	PAYMASTER PM 1560 BG	4.66	PAYMASTER PM 1560 BG	65.6
STV 474	8.3	NU 33 B	4.58	SG 747	65.5
ACALA MAXXA	8.3	ALL TEX ATLAS	4.56	STV 474	65.1
DELTAPINE 50	8.3	FIBERMAX 832	4.19	SG 125	64.9
FIBERMAX 832	8.1	ACALA MAXXA	4.01	ACALA MAXXA	64.5
LSD	0.4	LSD	0.27	LSD	3.9

----- COLORIMETER - b -----		----- MICRONAIRE -----		----- STELOMETER - E1 -----	
SG 747	8.7	SG 747	4.74	SG 747	7.8
PAYMASTER PM 1560 BG	8.6	DELTAPINE 50	4.74	SG 125	7.6
STV 474	8.5	STV 474	4.64	NU 33 B	6.9
SG 125	8.4	PAYMASTER PM 1560 BG	4.63	DELTAPINE 50	6.8
ALL TEX ATLAS	7.8	SG 125	4.58	ALL TEX ATLAS	6.8
FIBERMAX 832	7.8	NU 33 B	4.49	PAYMASTER PM 1560 BG	6.6
ACALA MAXXA	7.5	ALL TEX ATLAS	4.44	STV 474	6.2
NU 33 B	7.4	FIBERMAX 832	4.19	ACALA MAXXA	6.2
DELTAPINE 50	7.3	ACALA MAXXA	4.00	FIBERMAX 832	5.6
LSD	1.1	LSD	0.26	LSD	0.7

----- STELOMETER - T1 -----		----- FIBROGRAPH--50% S.L. -----		----- FIBROGRAPH--2.5% S.L. -----	
ACALA MAXXA	239	FIBERMAX 832	0.56	FIBERMAX 832	1.18
FIBERMAX 832	232	ACALA MAXXA	0.55	ACALA MAXXA	1.14
ALL TEX ATLAS	207	SG 125	0.54	PAYMASTER PM 1560 BG	1.13
PAYMASTER PM 1560 BG	204	SG 747	0.53	SG 125	1.12
NU 33 B	191	PAYMASTER PM 1560 BG	0.53	NU 33 B	1.12
STV 474	183	STV 474	0.53	DELTAPINE 50	1.11
SG 125	180	DELTAPINE 50	0.53	SG 747	1.11
DELTAPINE 50	178	NU 33 B	0.52	STV 474	1.11
SG 747	173	ALL TEX ATLAS	0.52	ALL TEX ATLAS	1.08

LSD	15	LSD	0.02	LSD	0.03
-----		-----		-----	
YARN TENACITY		AREALOMETER - A (mm ² /mm ³)		AREALOMETER - D (mm ² /mm ³)	
-----		-----		-----	
ACALA MAXXA	149	ACALA MAXXA	495	ACALA MAXXA	26.5
FIBERMAX 832	148	ALL TEX ATLAS	443	SG 747	25.2
ALL TEX ATLAS	126	NU 33 B	430	ALL TEX ATLAS	24.4
PAYMASTER PM 1560 BG	124	SG 747	417	NU 33 B	22.2
STV 474	117	FIBERMAX 832	.	FIBERMAX 832	.
NU 33 B	117	PAYMASTER PM 1560 BG	.	PAYMASTER PM 1560 BG	.
SG 125	114	STV 474	.	STV 474	.
DELTAPINE 50	110	SG 125	.	SG 125	.
SG 747	108	DELTAPINE 50	.	DELTAPINE 50	.
LSD	9	LSD	26.3	LSD	6.7
-----		-----		-----	
AREALOMETER - I		AREALOMETER - M (PERCENT)		AREALOMETER - p (Microns)	
-----		-----		-----	
ACALA MAXXA	1.69	NU 33 B	90	SG 747	49.86
SG 747	1.66	ALL TEX ATLAS	88	NU 33 B	46.55
ALL TEX ATLAS	1.64	SG 747	87	ALL TEX ATLAS	46.48
NU 33 B	1.60	ACALA MAXXA	86	ACALA MAXXA	42.94
FIBERMAX 832	.	FIBERMAX 832	.	FIBERMAX 832	.
PAYMASTER PM 1560 BG	.	PAYMASTER PM 1560 BG	.	PAYMASTER PM 1560 BG	.
STV 474	.	STV 474	.	STV 474	.
SG 125	.	SG 125	.	SG 125	.
DELTAPINE 50	.	DELTAPINE 50	.	DELTAPINE 50	.
LSD	0.14	LSD	5	LSD	1.66
-----		-----		-----	
AREALOMETER - w (MG/INCH)		AREALOMETER - t (MICRONS)		SEED YIELD (LB/ACRE)	
-----		-----		-----	
SG 747	4.64	SG 747	3.0	FIBERMAX 832	2101

NU 33 B	4.20	NU 33 B	2.9	NU 33 B	1993
ALL TEX ATLAS	4.06	ALL TEX ATLAS	2.8	DELTAPINE 50	1879
ACALA MAXXA	3.36	ACALA MAXXA	2.5	ALL TEX ATLAS	1858
FIBERMAX 832	.	FIBERMAX 832	.	STV 474	1830
PAYMASTER PM 1560 BG	.	PAYMASTER PM 1560 BG	.	SG 747	1766
STV 474	.	STV 474	.	PAYMASTER PM 1560 BG	1752
SG 125	.	SG 125	.	SG 125	1735
DELTAPINE 50	.	DELTAPINE 50	.	ACALA MAXXA	1152
LSD	0.24	LSD	0.3	LSD	424

OIL (PERCENT)

NITROGEN (PERCENT)

FREE GOSSYPOL (PERCENT)

ALL TEX ATLAS	19.93	ACALA MAXXA	3.95	STV 474	1.20
DELTAPINE 50	19.73	ALL TEX ATLAS	3.51	DELTAPINE 50	0.93
PAYMASTER PM 1560 BG	19.36	PAYMASTER PM 1560 BG	3.45	PAYMASTER PM 1560 BG	0.88
FIBERMAX 832	18.94	SG 125	3.44	NU 33 B	0.82
NU 33 B	18.89	FIBERMAX 832	3.43	ALL TEX ATLAS	0.73
ACALA MAXXA	18.73	STV 474	3.43	SG 125	0.73
STV 474	17.68	SG 747	3.38	SG 747	0.72
SG 125	17.57	DELTAPINE 50	3.37	ACALA MAXXA	0.56
SG 747	17.09	NU 33 B	3.23	FIBERMAX 832	0.55
LSD	1.20	LSD	0.22	LSD	0.23

CENTRAL
LOCATIONS COMBINING VARIETIES

LOCATION	LINT	BOLL	LINT	SEED	YARN	DIGITAL FIBROGRAPH		STELOMETER	
	YIELD	SIZE				PERCENT	INDEX	TENACITY	2.5% S.L.
	(lb/acre)	(g/boll)			(mN/TEX)	(inches)	(inches)	(mN/tex)	(%)
COLLEGE STATION, TX	1440	4.82	39.3	10.1	130	1.14	0.55	203	6.6
WESLACO, TX	1077	5.23	35.6	10.0	122	1.14	0.54	191	6.5

BEEVILLE, TX	986	4.70	36.6	9.0	117	1.08	0.52	191	7.0
BOSSIER CITY, LA	830	4.58	38.1	9.6	126	1.12	0.52	209	6.8

 SL - HVI Starlab (Calibrated to USDA SL - HVI Std.)

LOCATION	MICRONAIRE (Reading)	2.5% S.L. (in.)	UNIFO- MITY (%)	STRE- NGTH (g/tex)	E	COLORIMETER		MICRONAIRE (Reading)	SEED YIELD (lb/ac)	OIL (%)
						HUNTER'S Rd	b			
COLLEGE STATION, TX	4.75	1.12	83.9	31.7	8.7	66.4	8.0	4.86	2169	20.48
WESLACO, TX	4.66	1.12	83.7	29.3	8.7	66.3	9.0	4.69	1965	18.50
BEEVILLE, TX	4.47	1.05	82.1	29.3	8.6	63.8	7.8	4.47	1777	18.45
BOSSIER CITY, LA	4.09	1.11	82.0	29.2	8.0	68.0	7.2	4.21	1298	17.17

-----AREALOMETER DATA-----

LOCATION	FREE NITROGEN (%)	FREE GOSSYPOL (%)	A ---(mm2/mm3)---	D	I	M (%)	p (microns)	w (mg/in)	t (microns)
WESLACO, TX	3.63	0.89	433	21.6	1.58	90	46.08	4.17	2.9
BEEVILLE, TX	3.51	0.76	446	23.4	1.63	89	45.92	4.01	2.8
BOSSIER CITY, LA	3.40	0.53	479	31.4	1.79	82	47.02	3.81	2.5

INDIVIDUAL LOCATION DATA
 COLLEGE STATION, TX

VARIETY	VARIETY	LINT	BOLL	LINT	SEED	YARN	DIGITAL FIBROGRAPH		STELOMETER	
		YIELD	SIZE			TENACITY	2.5% S.L.	50% S.L.	T1	E1

CODE	NAME	(lb/acre)	(g/boll)	PERCENT	INDEX	(mN/TEX)	(inches)	(inches)	(mN/tex)	(%)
1104	SG 747	1693	4.90	41.9	9.6	108	1.13	0.56	177	7.7
971	STV 474	1690	4.10	41.4	9.3	122	1.11	0.54	188	6.1
1009	NU 33 B	1593	4.30	38.8	8.4	121	1.14	0.53	190	7.1
1117	FIBERMAX 832	1571	5.25	38.1	11.1	165	1.21	0.59	246	5.4
1097	PAYMASTER PM 1560 BG	1439	5.40	40.3	10.6	130	1.15	0.55	205	6.4
953	SG 125	1399	4.65	40.8	9.7	121	1.15	0.56	181	7.1
1019	ALL TEX ATLAS	1391	5.20	35.7	11.2	137	1.12	0.54	219	6.6
689	DELTAPINE 50	1287	4.95	36.7	10.3	117	1.13	0.55	186	6.6
773	ACALA MAXXA	893	4.67	39.9	10.9	150	1.14	0.55	238	6.4
.	LSD	206	0.37	1.5	0.8	14	0.02	0.03	23	0.6

SL - HVI Starlab (Calibrated to USDA SL - HVI Std.)

VARIETY CODE	VARIETY NAME	MICRONAIRE (Reading)	2.5% S.L. (in.)	UNIFO- MITY (%)	STRE- NGTH (g/tex)	E	COLORIMETER HUNTER'S		MICRONAIRE (Reading)	SEED YIELD (lb/ac)	OIL (%)
							Rd	b			
1104	SG 747	5.15	1.10	84.3	29.5	9.3	69.0	8.9	5.25	2298	19.53
971	STV 474	4.95	1.10	83.7	30.5	8.5	63.5	8.6	5.20	2347	20.24
1009	NU 33 B	4.70	1.10	83.4	29.0	8.4	60.5	5.6	4.70	2374	20.46
1117	FIBERMAX 832	4.40	1.20	85.8	37.0	8.3	68.5	8.1	4.40	2588	20.60
1097	PAYMASTER PM 1560 BG	4.90	1.10	83.7	31.5	8.8	68.0	8.5	5.10	2140	22.23
953	SG 125	4.70	1.10	84.1	30.0	8.9	68.0	8.8	5.00	1884	19.00
1019	ALL TEX ATLAS	4.70	1.10	82.4	33.5	8.9	65.0	8.1	4.70	2582	21.28
689	DELTAPINE 50	5.20	1.10	83.3	28.5	8.8	70.0	6.8	5.40	2118	21.67
773	ACALA MAXXA	4.07	1.17	84.4	35.7	8.2	65.3	8.7	4.00	1193	19.36
.	LSD	0.34	0.05	1.5	3.1	0.7	5.3	1.2	0.31	545	2.18

-----AREALOMETER DATA-----

VARIETY CODE	VARIETY NAME	FREE NITROGEN (%)	GOSSYPOL (%)	A --- (mm ² /mm ³) ---	D	M I (%)	p (microns)	w (mg/in)	t (microns)	
1104	SG 747	3.16	1.01	382	18.8	1.52	92	49.90	5.05	3.3
971	STV 474	3.09	1.72
1009	NU 33 B	2.87	1.21	416	19.5	1.54	92	46.33	4.30	3.1

1117	FIBERMAX 832	3.33	0.55
1097	PAYMASTER PM 1560 BG	3.12	0.97
953	SG 125	3.37	0.81
1019	ALL TEX ATLAS	3.36	0.87	434	22.5	1.61	90	46.51	4.15	2.9
689	DELTAPINE 50	3.19	1.30
773	ACALA MAXXA	3.92	0.68	480	27.0	1.70	86	44.47	3.59	2.5
.	LSD	0.32	0.51	43.2	11.7	0.26	10	4.04	0.26	0.5

WESLACO, TX

VARIETY CODE	VARIETY NAME	LINT YIELD (lb/acre)	BOLL SIZE (g/boll)	LINT PERCENT	SEED INDEX	YARN TENACITY (mN/TEX)	DIGITAL FIBROGRAPH 2.5% S.L. (inches)	50% S.L. (inches)	STELOMETER T1 (mN/tex)	E1 (%)
1117	FIBERMAX 832	1400	6.05	34.9	10.8	142	1.21	0.57	213	5.3
1104	SG 747	1257	5.50	38.0	9.8	107	1.13	0.55	168	7.7
1009	NU 33 B	1197	4.90	34.6	9.1	120	1.15	0.54	194	6.4
689	DELTAPINE 50	1194	5.40	32.5	10.3	112	1.12	0.53	177	6.5
953	SG 125	1164	5.35	36.8	9.8	113	1.14	0.56	171	7.4
971	STV 474	1104	4.65	36.8	9.3	120	1.15	0.55	183	6.4
1097	PAYMASTER PM 1560 BG	940	5.50	35.6	10.3	124	1.13	0.54	192	6.3
1019	ALL TEX ATLAS	875	5.20	33.1	10.9	122	1.10	0.54	197	6.9
773	ACALA MAXXA	557	4.50	38.3	9.7	136	1.12	0.53	223	6.0
.	LSD	149	0.78	2.1	0.8	9	0.02	0.03	17	1.1

SL - HVI Starlab (Calibrated to USDA SL - HVI Std.)

VARIETY CODE	VARIETY NAME	2.5% MICRONAIRE (Reading)	UNIFO- S.L. (in.)	STRE- MITY (%)	STRE- NGTH (g/tex)	COLORIMETER HUNTER'S E	MICRONAIRE Rd	SEED YIELD (lb/ac)	OIL (%)		
1117	FIBERMAX 832	4.55	1.20	86.0	32.0	8.4	67.0	9.1	4.45	2548	17.68
1104	SG 747	4.90	1.10	84.4	26.0	9.1	65.0	10.0	4.95	2075	17.21
1009	NU 33 B	4.70	1.15	84.4	29.5	8.8	69.5	9.4	4.80	2323	19.49

689 DELTAPINE 50	4.90	1.10	83.6	27.0	8.7	68.0	8.5	4.90	2286	19.73
953 SG 125	4.85	1.15	83.8	27.0	9.0	63.5	9.1	4.75	1928	18.15
971 STV 474	4.85	1.10	83.1	29.5	8.6	67.5	9.4	4.90	1889	17.70
1097 PAYMASTER PM 1560 BG	4.90	1.10	84.1	29.0	9.2	66.0	9.6	4.80	1968	18.21
1019 ALL TEX ATLAS	4.50	1.10	81.4	30.0	8.8	66.5	7.9	4.75	1635	19.56
773 ACALA MAXXA	3.80	1.10	82.8	34.0	8.4	63.5	8.2	3.95	1037	18.77
. LSD	0.64	0.11	2.0	1.7	0.7	7.0	2.2	0.63	432	2.15

-----AREALOMETER DATA-----

VARIETY CODE	VARIETY NAME	FREE NITROGEN (%)	FREE GOSSYPOL (%)	A		D	I	M (%)	p (microns)	w (mg/in)	t (microns)
				--- (mm ² /mm ³) ---							
1117	FIBERMAX 832	3.38	0.72
1104	SG 747	3.57	0.76	402	20.5	1.56	91	48.92	4.72	3.1	
1009	NU 33 B	3.50	0.81	408	19.5	1.54	92	47.23	4.47	3.1	
689	DELTAPINE 50	3.51	0.95	
953	SG 125	3.64	0.93	
971	STV 474	3.73	1.35	
1097	PAYMASTER PM 1560 BG	3.83	1.14	
1019	ALL TEX ATLAS	3.63	0.78	416	17.5	1.50	93	44.97	4.18	3.1	
773	ACALA MAXXA	3.91	0.54	505	28.8	1.74	85	43.21	3.31	2.4	
.	LSD	0.24	0.12	38.5	12.2	0.27	11	11.48	1.33	0.2	

BOSSIER CITY, LA

VARIETY CODE	VARIETY NAME	LINT YIELD (lb/acre)	BOLL SIZE (g/boll)	LINT PERCENT	SEED INDEX	YARN TENACITY (mN/TEX)	DIGITAL FIBROGRAPH		STELOMETER	
							2.5% S.L. (inches)	50% S.L. (inches)	T1 (mN/tex)	E1 (%)
971	STV 474	968	3.95	40.1	9.1	118	1.10	0.51	189	5.8
953	SG 125	902	4.45	38.8	8.9	119	1.11	0.51	186	7.0

1104	SG 747	853	4.30	40.7	9.3	115	1.10	0.52	178	8.3
1097	PAYMASTER PM 1560 BG	851	4.65	37.2	10.9	127	1.16	0.53	225	6.3
773	ACALA MAXXA	819	4.75	40.5	10.6	150	1.13	0.57	256	6.9
1009	NU 33 B	809	4.20	37.3	8.5	117	1.13	0.52	182	7.3
689	DELTAPINE 50	791	4.30	35.3	9.4	113	1.12	0.52	180	7.2
1019	ALL TEX ATLAS	781	5.30	34.6	10.4	130	1.10	0.52	221	7.0
1117	FIBERMAX 832	698	5.30	38.6	10.1	151	1.17	0.54	260	5.5
.	LSD	180	0.28	2.9	0.7	5	0.02	0.04	17	1.1

 SL - HVI Starlab (Calibrated to USDA SL - HVI Std.)

VARIETY CODE	VARIETY NAME	MICRONAIRE (Reading)	2.5% S.L. (in.)	UNIFO- MITY (%)	STRE- NGTH (g/tex)	E	COLORIMETER		SEED YIELD (lb/ac)	OIL (%)	
							HUNTER'S Rd	b			
971	STV 474	4.40	1.10	80.8	27.0	7.8	67.5	7.9	4.45	1456	16.62
953	SG 125	4.25	1.10	82.5	26.5	8.4	67.0	7.7	4.40	1332	16.22
1104	SG 747	4.25	1.10	82.1	28.5	8.6	68.5	8.3	4.30	1112	14.93
1097	PAYMASTER PM 1560 BG	4.00	1.10	82.4	30.5	8.3	63.5	6.8	4.05	1201	17.81
773	ACALA MAXXA	3.95	1.10	82.7	35.0	8.4	68.0	6.2	4.00	1225	18.06
1009	NU 33 B	4.05	1.10	81.2	26.0	7.5	71.0	6.8	4.30	1339	16.55
689	DELTAPINE 50	4.20	1.10	82.0	26.0	7.5	68.0	6.6	4.35	1308	17.97
1019	ALL TEX ATLAS	3.95	1.10	81.6	31.5	8.4	70.0	7.5	4.10	1621	18.49
1117	FIBERMAX 832	3.75	1.20	83.2	32.0	7.7	68.5	6.8	3.90	1090	17.87
.	LSD	0.27	.	1.8	2.9	0.8	5.2	1.8	0.37	597	2.01

 -----AREALOMETER DATA-----

VARIETY CODE	VARIETY NAME	FREE NITROGEN (%)	GOSSYPOL (%)	A		D	M	p	w	t
				---	(mm2/mm3)---					
971	STV 474	3.26	0.69
953	SG 125	3.26	0.54
1104	SG 747	3.27	0.46	457	35.8	1.88	79	51.53	4.37	2.7
1097	PAYMASTER PM 1560 BG	3.29	0.60
773	ACALA MAXXA	4.02	0.46	500	25.8	1.68	87	42.12	3.26	2.5
1009	NU 33 B	3.27	0.51	474	30.3	1.77	83	46.82	3.82	2.6
689	DELTAPINE 50	3.26	0.61

1019 ALL TEX ATLAS	3.44	0.53	485	34.0	1.84	80	47.63	3.80	2.5
1117 FIBERMAX 832	3.57	0.42
. LSD	0.35	0.15	22.5	5.8	0.12	5	1.85	0.23	0.2

BEEVILLE, TX

VARIETY CODE	VARIETY NAME	LINT YIELD (lb/acre)	BOLL SIZE (g/boll)	LINT PERCENT	SEED INDEX	YARN TENACITY (mN/TEX)	DIGITAL FIBROGRAPH 2.5% S.L. (inches)	50% S.L. (inches)	STELOMETER T1 (mN/tex)	E1 (%)
1117	FIBERMAX 832	1195	5.35	36.0	9.3	134	1.13	0.53	208	6.1
953	SG 125	1047	4.90	36.9	8.2	105	1.09	0.55	181	9.0
1097	PAYMASTER PM 1560 BG	1008	4.90	38.0	9.2	116	1.08	0.50	195	7.3
1104	SG 747	996	4.40	38.6	8.3	104	1.08	0.52	170	7.7
971	STV 474	993	4.05	39.1	7.9	110	1.07	0.52	174	6.7
1009	NU 33 B	949	4.20	35.2	8.0	111	1.06	0.51	198	7.0
689	DELTAPINE 50	942	4.60	34.3	8.6	99	1.07	0.51	168	7.2
773	ACALA MAXXA	888	.	.	11.9	160	1.17	0.55	239	5.3
1019	ALL TEX ATLAS	852	5.20	35.1	9.7	114	1.02	0.50	190	6.9
.	LSD	165	0.66	1.8	0.5	12	0.05	0.05	13	1.3

SL - HVI Starlab (Calibrated to USDA SL - HVI Std.)

VARIETY CODE	VARIETY NAME	MICRONAIRE (Reading)	2.5% S.L. (in.)	UNIFO- MITY (%)	STRE- NGTH (g/tex)	E	COLORIMETER HUNTER'S Rd	b	MICRONAIRE (Reading)	SEED YIELD (lb/ac)	OIL (%)
1117	FIBERMAX 832	4.05	1.10	83.0	31.5	8.1	65.5	7.3	4.00	2177	19.63
953	SG 125	4.50	1.00	82.1	27.0	9.3	61.0	7.9	4.50	1797	16.90
1097	PAYMASTER PM 1560 BG	4.70	1.00	80.2	30.0	8.5	65.0	9.6	4.70	1700	19.20
1104	SG 747	4.65	1.00	82.0	26.5	9.5	59.5	7.7	4.70	1581	16.69
971	STV 474	4.35	1.05	81.8	28.0	8.5	62.0	8.2	4.40	1628	16.18

1009 NU 33 B	4.50	1.00	81.8	29.0	8.8	70.0	7.8	4.50	1934	19.06
689 DELTAPINE 50	4.65	1.05	81.1	24.5	8.2	65.5	7.5	4.65	1805	19.54
773 ACALA MAXXA	4.20	1.20	85.5	38.0	8.3	61.0	6.8	4.10	.	.
1019 ALL TEX ATLAS	4.60	1.05	81.0	29.5	8.7	65.0	7.8	4.70	1595	20.39
. LSD	0.56	0.19	2.3	5.0	1.3	9.3	2.3	0.50	269	1.26


-----AREALOMETER DATA-----

VARIETY CODE	VARIETY NAME	NITROGEN (%)	FREE GOSSYPOL (%)	A --- (mm ² /mm ³) ---	D	I	M (%)	p (microns)	w (mg/in)	t (microns)
1117	FIBERMAX 832	3.47	0.52
953	SG 125	3.49	0.65
1097	PAYMASTER PM 1560 BG	3.55	0.83
1104	SG 747	3.53	0.68	429	25.8	1.68	87	49.08	4.43	2.9
971	STV 474	3.66	1.04
1009	NU 33 B	3.27	0.77	421	19.5	1.54	92	45.84	4.20	3.0
689	DELTAPINE 50	3.53	0.87
773	ACALA MAXXA	.	.	494	24.5	1.65	88	41.96	3.28	2.5
1019	ALL TEX ATLAS	3.61	0.76	439	23.8	1.64	88	46.81	4.13	2.8
.	LSD	0.42	0.31	211	22.9	0.46	9	11.14	3.50	2.0

[RETURN TO 2000 NCVT COVER PAGE](#)



***Thank you for your interest in the ongoing work of the
National Cotton Variety Test Program.***

 Questions or comments to: ekeene@ars.usda.gov

United States Department of Agriculture

**Agricultural Research Service
Mid-South Area
Crop Genetics and Production Research Unit
National Cotton Variety Test Program
P O Box 345
Stoneville, MS 38776
(662) 686-5241
Fax (662) 686-5218**



Other links:

[Crop Genetics and Production Research Unit Home Page](#)

[Publications of the Crop Genetics & Production Research Unit](#)

[Jamie Whitten Delta States Research Center](#)

**All Internet Versions of the NCVT Publications are accessible through
either the Jamie Whitten Delta States Research Center or the
Crop Genetics and Production Research Unit sites**



2000 National Cotton Variety Test



Crop Genetics & Production Research Unit
P O Box 345
Stoneville, MS 38776

(662) 686-5378
(662) 686-5218 (fax)

National Cotton Variety Tests, 2000
Yield, Boll, Seed, Spinning and Data

2000 BLACKLANDS REGIONAL COTTON VARIETY TEST

BLACKLAND

VARIETIES COMBINING LOCATIONS

VARIETY CODE	VARIETY NAME	LINT YIELD (lb/acre)	BOLL SIZE (g/boll)	LINT PERCENT	SEED INDEX	YARN TENACITY (mN/TEX)	DIGITAL FIBROGRAPH 2.5% S.L. (inches)	50% S.L. (inches)	STELOMETER T1 (mN/tex)	E1 (%)
1104	SG 747	454	3.88	40.7	8.0	115	1.06	0.49	181	7.6
1018	TAMCOT SPHINX	433	4.00	37.9	8.5	116	1.07	0.50	189	6.3
689	DELTAPINE 50	425	3.93	34.9	8.5	115	1.07	0.50	172	6.4
1009	NU 33 B	421	3.60	35.0	7.4	119	1.07	0.49	190	6.4
773	ACALA MAXXA	418	3.68	42.0	9.1	154	1.12	0.52	255	5.6
1019	ALL TEX ATLAS	381	4.23	35.6	9.2	135	1.08	0.52	220	6.1
.	LSD	165	0.46	2.6	0.7	11	0.05	0.02	31	1.6

 SL - HVI Starlab (Calibrated to USDA SL - HVI Std.)

VARIETY CODE	VARIETY NAME	MICRONAIRE (Reading)	2.5% S.L. (in.)	UNIFO- MITY (%)	STRE- NGTH (g/tex)	E	COLORIMETER		MICRONAIRE (Reading)	SEED YIELD (lb/ac)	OIL (%)
							HUNTER'S Rd	b			
1104	SG 747	4.40	1.05	81.6	24.8	8.4	65.5	10.0	4.38	704	15.06
1018	TAMCOT SPHINX	4.05	1.05	81.1	24.8	6.9	66.8	8.6	4.30	680	18.46
689	DELTAPINE 50	4.00	1.08	82.4	23.5	6.7	65.8	8.1	4.05	666	18.57
1009	NU 33 B	3.90	1.05	81.9	25.0	7.2	66.5	8.1	3.85	843	17.47
773	ACALA MAXXA	3.57	1.10	83.0	35.2	7.9	65.7	8.5	3.57	566	16.99
1019	ALL TEX ATLAS	3.88	1.00	81.9	31.8	7.9	64.3	8.0	3.83	670	18.17
.	LSD	0.44	0.13	2.0	3.6	0.8	3.5	0.6	0.59	342	0.91

-----AREALOMETER DATA-----

VARIETY CODE	VARIETY NAME	FREE NITROGEN (%)	FREE GOSSYPOL (%)	A ---(mm ² /mm ³)---	D	I	M (%)	p (microns)	w (mg/in)	t (microns)
1018	TAMCOT SPHINX	3.52	0.44
689	DELTAPINE 50	3.43	0.59
1009	NU 33 B	3.48	0.62	487	33.5	1.83	81	47.23	3.76	2.5
773	ACALA MAXXA	3.79	0.43	521	30.6	1.77	83	42.81	3.20	2.3
1019	ALL TEX ATLAS	3.49	0.54	491	35.3	1.86	79	47.65	3.76	2.5
.	LSD	0.14	0.15	114	6.9	0.14	7	7.83	1.30	0.7

BLACKLAND

INDIVIDUAL COMPONENT DATA

BOLL SIZE, GRAM PER BOLL		LINT PERCENT		SEED INDEX	
ALL TEX ATLAS	4.23	ACALA MAXXA	42.0	ALL TEX ATLAS	9.2
TAMCOT SPHINX	4.00	SG 747	40.7	ACALA MAXXA	9.1
DELTAPINE 50	3.93	TAMCOT SPHINX	37.9	DELTAPINE 50	8.5
SG 747	3.88	ALL TEX ATLAS	35.6	TAMCOT SPHINX	8.5
ACALA MAXXA	3.68	NU 33 B	35.0	SG 747	8.0
NU 33 B	3.60	DELTAPINE 50	34.9	NU 33 B	7.4
LSD	0.46	LSD	2.6	LSD	0.7

2.5% S.L. (INCHES)		UR (PERCENT)		STRENGTH (G/TEX)	
ACALA MAXXA	1.10	ACALA MAXXA	83.0	ACALA MAXXA	35.2
DELTAPINE 50	1.08	DELTAPINE 50	82.4	ALL TEX ATLAS	31.8
TAMCOT SPHINX	1.05	NU 33 B	81.9	NU 33 B	25.0
SG 747	1.05	ALL TEX ATLAS	81.9	SG 747	24.8
NU 33 B	1.05	SG 747	81.6	TAMCOT SPHINX	24.8
ALL TEX ATLAS	1.00	TAMCOT SPHINX	81.1	DELTAPINE 50	23.5
LSD	0.13	LSD	2.0	LSD	3.6

E		MICRONAIRE (SL-HVI)		COLORIMETER - Rd	
SG 747	8.4	SG 747	4.38	TAMCOT SPHINX	66.8
ACALA MAXXA	7.9	TAMCOT SPHINX	4.30	NU 33 B	66.5
ALL TEX ATLAS	7.9	DELTAPINE 50	4.05	DELTAPINE 50	65.8
NU 33 B	7.2	NU 33 B	3.85	ACALA MAXXA	65.7
TAMCOT SPHINX	6.9	ALL TEX ATLAS	3.83	SG 747	65.5
DELTAPINE 50	6.7	ACALA MAXXA	3.57	ALL TEX ATLAS	64.3
LSD	0.8	LSD	0.59	LSD	3.5

COLORIMETER - b

SG 747	10.0
TAMCOT SPHINX	8.6
ACALA MAXXA	8.5
NU 33 B	8.1
DELTAPINE 50	8.1
ALL TEX ATLAS	8.0
LSD	0.6

MICRONAIRE

SG 747	4.40
TAMCOT SPHINX	4.05
DELTAPINE 50	4.00
NU 33 B	3.90
ALL TEX ATLAS	3.88
ACALA MAXXA	3.57
LSD	0.44

STELOMETER - E1

SG 747	7.6
NU 33 B	6.4
DELTAPINE 50	6.4
TAMCOT SPHINX	6.3
ALL TEX ATLAS	6.1
ACALA MAXXA	5.6
LSD	1.6

STELOMETER - T1

ACALA MAXXA	255
ALL TEX ATLAS	220
NU 33 B	190
TAMCOT SPHINX	189
SG 747	181
DELTAPINE 50	172
LSD	31

FIBROGRAPH--50% S.L.

ACALA MAXXA	0.52
ALL TEX ATLAS	0.52
TAMCOT SPHINX	0.50
DELTAPINE 50	0.50
NU 33 B	0.49
SG 747	0.49
LSD	0.02

FIBROGRAPH--2.5% S.L.

ACALA MAXXA	1.12
ALL TEX ATLAS	1.08
TAMCOT SPHINX	1.07
DELTAPINE 50	1.07
NU 33 B	1.07
SG 747	1.06
LSD	0.05

YARN TENACITY

ACALA MAXXA	154
ALL TEX ATLAS	135
NU 33 B	119
TAMCOT SPHINX	116
DELTAPINE 50	115
SG 747	115
LSD	11

AREALOMETER - A (mm²/mm³)

ACALA MAXXA	521
ALL TEX ATLAS	491
NU 33 B	487
SG 747	455
TAMCOT SPHINX	.
DELTAPINE 50	.
LSD	114

AREALOMETER - D (mm²/mm³)

ALL TEX ATLAS	35.3
NU 33 B	33.5
ACALA MAXXA	30.6
SG 747	30.0
TAMCOT SPHINX	.
DELTAPINE 50	.
LSD	6.9

AREALOMETER - I

AREALOMETER - M (PERCENT)

AREALOMETER - p (Microns)

ALL TEX ATLAS	1.86
NU 33 B	1.83
ACALA MAXXA	1.77
SG 747	1.76
TAMCOT SPHINX	.
DELTAPINE 50	.
LSD	0.14

SG 747	84
ACALA MAXXA	83
NU 33 B	81
ALL TEX ATLAS	79
TAMCOT SPHINX	.
DELTAPINE 50	.
LSD	7

SG 747	48.57
ALL TEX ATLAS	47.65
NU 33 B	47.23
ACALA MAXXA	42.81
TAMCOT SPHINX	.
DELTAPINE 50	.
LSD	7.83

AREALOMETER - w (MG/INCH)

AREALOMETER - t (MICRONS)

SEED YIELD (LB/ACRE)

SG 747	4.13
ALL TEX ATLAS	3.76
NU 33 B	3.76
ACALA MAXXA	3.20
TAMCOT SPHINX	.
DELTAPINE 50	.
LSD	1.30

SG 747	2.7
NU 33 B	2.5
ALL TEX ATLAS	2.5
ACALA MAXXA	2.3
TAMCOT SPHINX	.
DELTAPINE 50	.
LSD	0.7

NU 33 B	843
SG 747	704
TAMCOT SPHINX	680
ALL TEX ATLAS	670
DELTAPINE 50	666
ACALA MAXXA	566
LSD	342

OIL (PERCENT)

NITROGEN (PERCENT)

FREE GOSSYPOL (PERCENT)

DELTAPINE 50	18.57
TAMCOT SPHINX	18.46
ALL TEX ATLAS	18.17
NU 33 B	17.47
ACALA MAXXA	16.99
SG 747	15.06
LSD	0.91

ACALA MAXXA	3.79
TAMCOT SPHINX	3.52
ALL TEX ATLAS	3.49
NU 33 B	3.48
DELTAPINE 50	3.43
SG 747	3.39
LSD	0.14

NU 33 B	0.62
DELTAPINE 50	0.59
ALL TEX ATLAS	0.54
TAMCOT SPHINX	0.44
ACALA MAXXA	0.43
SG 747	0.40
LSD	0.15

BLACKLAND

LOCATIONS COMBINING VARIETIES

LOCATION	LINT	BOLL	LINT	SEED	YARN	DIGITAL FIBROGRAPH		STELOMETER	
	YIELD	SIZE	PERCENT	INDEX	TENACITY	2.5% S.L.	50% S.L.	T1	E1
	(lb/acre)	(g/boll)			(mN/TEX)	(inches)	(inches)	(mN/tex)	(%)
DALLAS, TX	437	3.70	39.8	8.4	126	1.08	0.51	201	6.3
THRALL, TX	407	4.07	36.4	8.5	126	1.08	0.50	204	6.4

SL - HVI Starlab (Calibrated to USDA SL - HVI Std.)

LOCATION	MICRONAIRE	2.5% S.L.	UNIFO-	STRE-	E	COLORIMETER		SEED	OIL	
	(Reading)	(in.)	MITY	NGTH		HUNTER'S	MICRONAIRE	YIELD		
			(%)	(g/tex)		Rd	b	(Reading)	(lb/ac)	(%)
DALLAS, TX	4.15	1.06	81.4	28.3	7.4	65.3	8.7	4.27	605	17.49
THRALL, TX	3.83	1.05	82.5	27.3	7.6	66.0	8.4	3.79	731	17.41

-----AREALOMETER DATA-----

LOCATION	NITROGEN	FREE GOSSYPOL	A	D	I	M	p	w	t
	(%)	(%)	---	---		(%)	(microns)	(mg/in)	(microns)
			(mm2/mm3)	(mm2/mm3)					
DALLAS, TX	3.60	0.50	467	28.4	1.73	84	46.56	3.87	2.6
THRALL, TX	3.43	0.50	505	35.0	1.86	80	46.41	3.58	2.4

INDIVIDUAL LOCATION DATA

DALLAS, TX

VARIETY CODE	VARIETY NAME	LINT	BOLL	LINT PERCENT	SEED INDEX	YARN TENACITY (mN/TEX)	DIGITAL FIBROGRAPH		STELOMETER	
		YIELD (lb/acre)	SIZE (g/boll)				2.5% S.L. (inches)	50% S.L. (inches)	T1 (mN/tex)	E1 (%)
1104	SG 747	521	3.75	41.8	8.1	113	1.05	0.50	188	8.0
1018	TAMCOT SPHINX	468	3.60	40.4	8.1	111	1.05	0.50	186	6.3
689	DELTAPINE 50	465	3.90	35.9	8.6	117	1.07	0.50	174	6.3
1009	NU 33 B	442	3.40	.	7.5
1019	ALL TEX ATLAS	379	4.10	36.8	9.0	133	1.10	0.53	206	5.3
773	ACALA MAXXA	350	3.47	44.1	9.1	157	1.12	0.52	249	5.6
.	LSD	64	1.32	25.3	0.4	69	0.15	0.08	198	9.1

SL - HVI Starlab (Calibrated to USDA SL - HVI Std.)

VARIETY CODE	VARIETY NAME	MICRONAIRE (Reading)	2.5%	UNIFO-	STRE-	E	COLORIMETER		MICRONAIRE (Reading)	SEED YIELD (lb/ac)	OIL (%)
			S.L. (in.)	MITY (%)	NGTH (g/tex)		HUNTER'S	b			
1104	SG 747	4.50	1.10	81.4	24.0	8.5	65.0	10.0	4.50	672	14.68
1018	TAMCOT SPHINX	4.40	1.00	79.7	24.0	6.8	65.0	8.6	4.80	647	18.49
689	DELTAPINE 50	4.20	1.10	82.1	24.0	6.7	66.0	8.4	4.30	732	18.61
1009	NU 33 B	17.54
1019	ALL TEX ATLAS	4.00	1.00	81.1	33.0	7.5	65.0	8.2	4.00	582	18.18
773	ACALA MAXXA	3.63	1.10	82.6	36.3	7.7	65.3	8.5	3.73	394	17.45
.	LSD	0.85	.	6.3	22.4	2.5	69.3	1.3	3.05	111	3.27

-----AREALOMETER DATA-----

VARIETY CODE	VARIETY NAME	FREE NITROGEN (%)	GOSSYPOL (%)	A	D	I	M	p	w	t
				---(mm2/mm3)---	(%)		(microns)	(mg/in)	(microns)	
1104	SG 747	3.49	0.43	440	25.5	1.67	87	47.71	4.19	2.8
1018	TAMCOT SPHINX	3.57	0.52
689	DELTAPINE 50	3.45	0.57

1009	NU 33 B	3.58	0.59
1019	ALL TEX ATLAS	3.58	0.50	478	32.5	1.81	81	47.55	3.84	2.5
773	ACALA MAXXA	3.93	0.41	482	27.2	1.70	85	44.41	3.57	2.5
.	LSD	0.57	0.27	173	59.7	1.19	47	37.39	4.38	.

 THRALL, TX

VARIETY CODE	VARIETY NAME	LINT YIELD (lb/acre)	BOLL SIZE (g/boll)	LINT PERCENT	SEED INDEX	YARN TENACITY (mN/TEX)	DIGITAL 2.5% S.L. (inches)	FIBROGRAPH 50% S.L. (inches)	STELOMETER T1 (mN/tex)	E1 (%)
773	ACALA MAXXA	486	3.90	39.9	9.0	151	1.12	0.52	262	5.5
1009	NU 33 B	400	3.80	35.0	7.4	119	1.07	0.49	190	6.4
1018	TAMCOT SPHINX	398	4.40	35.5	8.9	120	1.10	0.50	191	6.3
1104	SG 747	386	4.00	39.6	7.8	117	1.06	0.48	174	7.2
689	DELTAPINE 50	386	3.95	34.0	8.5	114	1.07	0.49	171	6.4
1019	ALL TEX ATLAS	384	4.35	34.5	9.4	138	1.07	0.51	234	6.9
.	LSD	189	0.79	3.1	0.9	14	0.09	0.04	20	1.0

 SL - HVI Starlab (Calibrated to USDA SL - HVI Std.)

VARIETY CODE	VARIETY NAME	MICRONAIRE (Reading)	2.5% S.L. (in.)	UNIFO- MITY (%)	STRE- NGTH (g/tex)	E	COLORIMETER HUNTER'S Rd	b	MICRONAIRE (Reading)	SEED YIELD (lb/ac)	OIL (%)
773	ACALA MAXXA	3.50	1.10	83.3	34.0	8.1	66.0	8.4	3.40	738	16.52
1009	NU 33 B	3.90	1.05	81.9	25.0	7.2	66.5	8.1	3.85	843	17.40
1018	TAMCOT SPHINX	3.70	1.10	82.6	25.5	6.9	68.5	8.7	3.80	713	18.43
1104	SG 747	4.30	1.00	81.9	25.5	8.2	66.0	10.0	4.25	736	15.45
689	DELTAPINE 50	3.80	1.05	82.7	23.0	6.8	65.5	7.7	3.80	600	18.53
1019	ALL TEX ATLAS	3.75	1.00	82.7	30.5	8.3	63.5	7.9	3.65	758	18.17
.	LSD	0.42	0.13	3.8	3.2	0.8	5.0	1.1	0.39	363	1.35

		-----AREALOMETER DATA-----								
VARIETY CODE	VARIETY NAME	FREE		A --- (mm2/mm3) ---	D	M I	p (microns)	w (mg/in)	t (microns)	
		NITROGEN (%)	GOSSYPOL (%)							
773	ACALA MAXXA	3.66	0.44	560	34.0	1.84	80	41.21	2.84	2.1
1009	NU 33 B	3.38	0.65	487	33.5	1.83	81	47.23	3.76	2.5
1018	TAMCOT SPHINX	3.46	0.37
1104	SG 747	3.29	0.37	470	34.5	1.85	80	49.44	4.07	2.6
689	DELTAPINE 50	3.41	0.61
1019	ALL TEX ATLAS	3.41	0.59	503	38.0	1.92	78	47.75	3.68	2.4
.	LSD	0.27	0.29	82.7	26.8	0.50	20	10.86	1.11	0.5

[RETURN TO 2000 NCVT COVER PAGE](#)



***Thank you for your interest in the ongoing work of the
National Cotton Variety Test Program.***



Questions or comments to: ekeene@ars.usda.gov

United States Department of Agriculture

**Agricultural Research Service
Mid-South Area
Crop Genetics and Production Research Unit
National Cotton Variety Test Program
P O Box 345
Stoneville, MS 38776
(662) 686-5241
Fax (662) 686-5218**



Other links:

[Crop Genetics and Production Research Unit Home Page](#)

[Publications of the Crop Genetics & Production Research Unit](#)

[Jamie Whitten Delta States Research Center](#)

**All Internet Versions of the NCVT Publications are accessible through
either the Jamie Whitten Delta States Research Center or the
Crop Genetics and Production Research Unit sites**



2000 National Cotton Variety Test



Crop Genetics & Production Research Unit
P O Box 345
Stoneville, MS 38776

(662) 686-5378
(662) 686-5218 (fax)

National Cotton Variety Tests, 2000
Yield, Boll, Seed, Spinning and Data

2000 PLAINS REGIONAL COTTON VARIETY TEST

PLAINS REGION

VARIETIES COMBINING LOCATIONS

VARIETY CODE	VARIETY NAME	LINT YIELD (lb/acre)	BOLL SIZE (g/boll)	LINT PERCENT	SEED INDEX	YARN TENACITY (mN/TEX)	DIGITAL FIBROGRAPH 2.5% S.L. (inches)	DIGITAL FIBROGRAPH 50% S.L. (inches)	STELOMETER T1 (mN/tex)	STELOMETER E1 (%)
1104	SG 747	552	4.21	40.2	8.8	102	1.07	0.50	179	8.3
1133	PAYMASTER 330	524	4.21	36.9	9.5	119	1.01	0.48	207	7.3
1009	NU 33 B	518	3.89	35.9	8.3	114	1.09	0.49	196	7.6
1136	PAYMASTER TEJAS	504	4.44	36.3	9.7	126	1.03	0.49	219	7.1
1134	PAYMASTER 2145 RR	492	4.32	37.5	9.3	111	0.99	0.48	191	6.6
1131	ALL TEX EXCESS	486	4.52	36.4	9.8	119	1.05	0.50	206	6.8
971	STV 474	484	3.80	39.0	8.7	118	1.06	0.50	185	6.1
1135	PAYMASTER 2326 RR	477	4.12	36.3	9.1	127	1.04	0.49	203	6.7

1018	TAMCOT SPHINX	474	4.04	37.0	9.2	130	1.03	0.49	211	6.5
1132	DP 2156	472	4.82	36.7	9.7	107	1.01	0.48	176	6.3
906	SOUTHLAND 400	464	4.79	35.1	10.1	126	1.05	0.50	200	6.8
1019	ALL TEX ATLAS	455	4.38	35.6	9.7	123	1.04	0.50	218	7.6
773	ACALA MAXXA	407	4.39	42.5	10.0	147	1.10	0.52	252	6.4
.	LSD	73	0.31	1.2	0.6	8	0.03	0.02	15	0.8

SL - HVI Starlab (Calibrated to USDA SL - HVI Std.)

VARIETY CODE	VARIETY NAME	MICRONAIRE (Reading)	2.5% S.L. (in.)	UNIFO- MITY (%)	STRE- NGTH (g/tex)	E	COLORIMETER HUNTER'S		MICRONAIRE (Reading)	SEED YIELD (lb/ac)	OIL (%)
							Rd	b			
1104	SG 747	4.35	1.04	81.5	26.5	8.6	67.9	10.0	4.54	684	15.12
1133	PAYMASTER 330	4.21	0.99	80.2	30.1	8.4	69.0	9.0	4.33	703	18.56
1009	NU 33 B	3.94	1.06	81.5	27.8	8.1	70.9	9.1	4.01	813	17.87
1136	PAYMASTER TEJAS	4.46	1.04	80.6	32.5	8.8	69.0	9.3	4.60	759	19.40
1134	PAYMASTER 2145 RR	4.08	0.98	79.8	27.3	7.6	68.8	9.3	4.31	687	18.74
1131	ALL TEX EXCESS	4.18	1.01	80.3	29.5	7.7	68.3	9.1	4.35	727	18.89
971	STV 474	4.16	1.04	80.9	27.0	7.5	67.4	10.2	4.36	597	17.05
1135	PAYMASTER 2326 RR	4.21	1.03	81.2	30.5	8.1	68.1	8.7	4.28	705	17.97
1018	TAMCOT SPHINX	4.26	1.03	80.4	29.6	7.8	68.6	9.5	4.38	654	18.50
1132	DP 2156	4.53	0.96	79.6	26.6	7.6	68.0	9.7	4.71	683	18.78
906	SOUTHLAND 400	4.12	1.06	80.7	30.3	8.0	70.4	8.6	4.38	703	18.39
1019	ALL TEX ATLAS	4.06	1.05	81.1	31.8	8.7	71.8	9.1	4.21	709	18.82
773	ACALA MAXXA	3.81	1.13	82.3	35.3	8.4	71.4	8.7	4.20	501	18.39
.	LSD	0.27	0.04	0.7	2.2	0.7	3.6	0.7	0.43	113	0.82

-----AREALOMETER DATA-----

VARIETY CODE	VARIETY NAME	FREE NITROGEN (%)	FREE GOSSYPOL (%)	A ---(mm2/mm3)---	D	I	M (%)	p (microns)	w (mg/in)	t (microns)
1104	SG 747	3.59	0.41	452	31.4	1.78	83	49.52	4.29	2.8
1133	PAYMASTER 330	3.73	0.54

1009	NU 33 B	3.64	0.52	484	32.2	1.80	82	46.68	3.78	2.5
1136	PAYMASTER TEJAS	3.72	0.56
1134	PAYMASTER 2145 RR	3.88	0.49
1131	ALL TEX EXCESS	3.80	0.46
971	STV 474	3.75	0.61
1135	PAYMASTER 2326 RR	3.63	0.53
1018	TAMCOT SPHINX	3.84	0.52
1132	DP 2156	3.80	0.45
906	SOUTHLAND 400	3.79	0.46
1019	ALL TEX ATLAS	3.72	0.51	473	30.7	1.77	83	46.91	3.86	2.6
773	ACALA MAXXA	4.02	0.44	499	31.9	1.80	82	45.28	3.52	2.4
.	LSD	0.13	0.09	29.6	4.2	0.09	3	1.71	0.39	0.2

PLAINS REGION

INDIVIDUAL COMPONENT DATA

BOLL SIZE, GRAM PER BOLL		LINT PERCENT		SEED INDEX	
VARIETY	BOLL SIZE (G/BOLL)	VARIETY	LINT PERCENT	VARIETY	SEED INDEX
DP 2156	4.82	ACALA MAXXA	42.5	SOUTHLAND 400	10.1
SOUTHLAND 400	4.79	SG 747	40.2	ACALA MAXXA	10.0
ALL TEX EXCESS	4.52	STV 474	39.0	ALL TEX EXCESS	9.8
PAYMASTER TEJAS	4.44	PAYMASTER 2145 RR	37.5	ALL TEX ATLAS	9.7
ACALA MAXXA	4.39	TAMCOT SPHINX	37.0	PAYMASTER TEJAS	9.7
ALL TEX ATLAS	4.38	PAYMASTER 330	36.9	DP 2156	9.7
PAYMASTER 2145 RR	4.32	DP 2156	36.7	PAYMASTER 330	9.5
SG 747	4.21	ALL TEX EXCESS	36.4	PAYMASTER 2145 RR	9.3
PAYMASTER 330	4.21	PAYMASTER 2326 RR	36.3	TAMCOT SPHINX	9.2
PAYMASTER 2326 RR	4.12	PAYMASTER TEJAS	36.3	PAYMASTER 2326 RR	9.1
TAMCOT SPHINX	4.04	NU 33 B	35.9	SG 747	8.8
NU 33 B	3.89	ALL TEX ATLAS	35.6	STV 474	8.7
STV 474	3.80	SOUTHLAND 400	35.1	NU 33 B	8.3
LSD	0.31	LSD	1.2	LSD	0.6

----- 2.5% S.L. (INCHES) -----		----- UR (PERCENT) -----		----- STRENGTH (G/TEX) -----	
ACALA MAXXA	1.13	ACALA MAXXA	82.3	ACALA MAXXA	35.3
SOUTHLAND 400	1.06	NU 33 B	81.5	PAYMASTER TEJAS	32.5
NU 33 B	1.06	SG 747	81.5	ALL TEX ATLAS	31.8
ALL TEX ATLAS	1.05	PAYMASTER 2326 RR	81.2	PAYMASTER 2326 RR	30.5
PAYMASTER TEJAS	1.04	ALL TEX ATLAS	81.1	SOUTHLAND 400	30.3
SG 747	1.04	STV 474	80.9	PAYMASTER 330	30.1
STV 474	1.04	SOUTHLAND 400	80.7	TAMCOT SPHINX	29.6
TAMCOT SPHINX	1.03	PAYMASTER TEJAS	80.6	ALL TEX EXCESS	29.5
PAYMASTER 2326 RR	1.03	TAMCOT SPHINX	80.4	NU 33 B	27.8
ALL TEX EXCESS	1.01	ALL TEX EXCESS	80.3	PAYMASTER 2145 RR	27.3
PAYMASTER 330	0.99	PAYMASTER 330	80.2	STV 474	27.0
PAYMASTER 2145 RR	0.98	PAYMASTER 2145 RR	79.8	DP 2156	26.6
DP 2156	0.96	DP 2156	79.6	SG 747	26.5
LSD	0.04	LSD	0.7	LSD	2.2

----- E -----		----- MICRONAIRE (SL-HVI) -----		----- COLORIMETER - Rd -----	
PAYMASTER TEJAS	8.8	DP 2156	4.71	ALL TEX ATLAS	71.8
ALL TEX ATLAS	8.7	PAYMASTER TEJAS	4.60	ACALA MAXXA	71.4
SG 747	8.6	SG 747	4.54	NU 33 B	70.9
ACALA MAXXA	8.4	SOUTHLAND 400	4.38	SOUTHLAND 400	70.4
PAYMASTER 330	8.4	TAMCOT SPHINX	4.38	PAYMASTER TEJAS	69.0
NU 33 B	8.1	STV 474	4.36	PAYMASTER 330	69.0
PAYMASTER 2326 RR	8.1	ALL TEX EXCESS	4.35	PAYMASTER 2145 RR	68.8
SOUTHLAND 400	8.0	PAYMASTER 330	4.33	TAMCOT SPHINX	68.6
TAMCOT SPHINX	7.8	PAYMASTER 2145 RR	4.31	ALL TEX EXCESS	68.3
ALL TEX EXCESS	7.7	PAYMASTER 2326 RR	4.28	PAYMASTER 2326 RR	68.1
PAYMASTER 2145 RR	7.6	ALL TEX ATLAS	4.21	DP 2156	68.0
DP 2156	7.6	ACALA MAXXA	4.20	SG 747	67.9
STV 474	7.5	NU 33 B	4.01	STV 474	67.4
LSD	0.7	LSD	0.43	LSD	3.6

----- COLORIMETER - b -----		----- MICRONAIRE -----		----- STELOMETER - E1 -----	
STV 474	10.2	DP 2156	4.53	SG 747	8.3
SG 747	10.0	PAYMASTER TEJAS	4.46	ALL TEX ATLAS	7.6
DP 2156	9.7	SG 747	4.35	NU 33 B	7.6
TAMCOT SPHINX	9.5	TAMCOT SPHINX	4.26	PAYMASTER 330	7.3
PAYMASTER 2145 RR	9.3	PAYMASTER 330	4.21	PAYMASTER TEJAS	7.1
PAYMASTER TEJAS	9.3	PAYMASTER 2326 RR	4.21	ALL TEX EXCESS	6.8
ALL TEX ATLAS	9.1	ALL TEX EXCESS	4.18	SOUTHLAND 400	6.8
ALL TEX EXCESS	9.1	STV 474	4.16	PAYMASTER 2326 RR	6.7
NU 33 B	9.1	SOUTHLAND 400	4.12	PAYMASTER 2145 RR	6.6
PAYMASTER 330	9.0	PAYMASTER 2145 RR	4.08	TAMCOT SPHINX	6.5
PAYMASTER 2326 RR	8.7	ALL TEX ATLAS	4.06	ACALA MAXXA	6.4
ACALA MAXXA	8.7	NU 33 B	3.94	DP 2156	6.3
SOUTHLAND 400	8.6	ACALA MAXXA	3.81	STV 474	6.1
LSD	0.7	LSD	0.27	LSD	0.8
-----		-----		-----	
STELOMETER - T1 -----		FIBROGRAPH--50% S.L. -----		FIBROGRAPH--2.5% S.L. -----	
ACALA MAXXA	252	ACALA MAXXA	0.52	ACALA MAXXA	1.10
PAYMASTER TEJAS	219	STV 474	0.50	NU 33 B	1.09
ALL TEX ATLAS	218	ALL TEX EXCESS	0.50	SG 747	1.07
TAMCOT SPHINX	211	SG 747	0.50	STV 474	1.06
PAYMASTER 330	207	ALL TEX ATLAS	0.50	SOUTHLAND 400	1.05
ALL TEX EXCESS	206	SOUTHLAND 400	0.50	ALL TEX EXCESS	1.05
PAYMASTER 2326 RR	203	NU 33 B	0.49	PAYMASTER 2326 RR	1.04
SOUTHLAND 400	200	PAYMASTER 2326 RR	0.49	ALL TEX ATLAS	1.04
NU 33 B	196	TAMCOT SPHINX	0.49	PAYMASTER TEJAS	1.03
PAYMASTER 2145 RR	191	PAYMASTER TEJAS	0.49	TAMCOT SPHINX	1.03
STV 474	185	DP 2156	0.48	PAYMASTER 330	1.01
SG 747	179	PAYMASTER 330	0.48	DP 2156	1.01
DP 2156	176	PAYMASTER 2145 RR	0.48	PAYMASTER 2145 RR	0.99
LSD	15	LSD	0.02	LSD	0.03

----- YARN TENACITY -----		----- AREALOMETER - A (mm ² /mm ³) -----		----- AREALOMETER - D (mm ² /mm ³) -----	
ACALA MAXXA	147	ACALA MAXXA	499	NU 33 B	32.2
TAMCOT SPHINX	130	NU 33 B	484	ACALA MAXXA	31.9
PAYMASTER 2326 RR	127	ALL TEX ATLAS	473	SG 747	31.4
PAYMASTER TEJAS	126	SG 747	452	ALL TEX ATLAS	30.7
SOUTHLAND 400	126	TAMCOT SPHINX	.	TAMCOT SPHINX	.
ALL TEX ATLAS	123	PAYMASTER 2326 RR	.	PAYMASTER 2326 RR	.
PAYMASTER 330	119	PAYMASTER TEJAS	.	PAYMASTER TEJAS	.
ALL TEX EXCESS	119	SOUTHLAND 400	.	SOUTHLAND 400	.
STV 474	118	PAYMASTER 330	.	PAYMASTER 330	.
NU 33 B	114	ALL TEX EXCESS	.	ALL TEX EXCESS	.
PAYMASTER 2145 RR	111	STV 474	.	STV 474	.
DP 2156	107	PAYMASTER 2145 RR	.	PAYMASTER 2145 RR	.
SG 747	102	DP 2156	.	DP 2156	.
LSD	8	LSD	29.6	LSD	4.2
-----		-----		-----	
AREALOMETER - I -----		AREALOMETER - M (PERCENT) -----		AREALOMETER - p (Microns) -----	
NU 33 B	1.80	ALL TEX ATLAS	83	SG 747	49.52
ACALA MAXXA	1.80	SG 747	83	ALL TEX ATLAS	46.91
SG 747	1.78	NU 33 B	82	NU 33 B	46.68
ALL TEX ATLAS	1.77	ACALA MAXXA	82	ACALA MAXXA	45.28
TAMCOT SPHINX	.	TAMCOT SPHINX	.	TAMCOT SPHINX	.
PAYMASTER 2326 RR	.	PAYMASTER 2326 RR	.	PAYMASTER 2326 RR	.
PAYMASTER TEJAS	.	PAYMASTER TEJAS	.	PAYMASTER TEJAS	.
SOUTHLAND 400	.	SOUTHLAND 400	.	SOUTHLAND 400	.
PAYMASTER 330	.	PAYMASTER 330	.	PAYMASTER 330	.
ALL TEX EXCESS	.	ALL TEX EXCESS	.	ALL TEX EXCESS	.
STV 474	.	STV 474	.	STV 474	.
PAYMASTER 2145 RR	.	PAYMASTER 2145 RR	.	PAYMASTER 2145 RR	.
DP 2156	.	DP 2156	.	DP 2156	.
LSD	0.09	LSD	3	LSD	1.71

----- AREALOMETER - w (MG/INCH) -----		----- AREALOMETER - t (MICRONS) -----		----- SEED YIELD (LB/ACRE) -----	
SG 747	4.29	SG 747	2.8	NU 33 B	813
ALL TEX ATLAS	3.86	ALL TEX ATLAS	2.6	PAYMASTER TEJAS	759
NU 33 B	3.78	NU 33 B	2.5	ALL TEX EXCESS	727
ACALA MAXXA	3.52	ACALA MAXXA	2.4	ALL TEX ATLAS	709
TAMCOT SPHINX	.	TAMCOT SPHINX	.	PAYMASTER 2326 RR	705
PAYMASTER 2326 RR	.	PAYMASTER 2326 RR	.	SOUTHLAND 400	703
PAYMASTER TEJAS	.	PAYMASTER TEJAS	.	PAYMASTER 330	703
SOUTHLAND 400	.	SOUTHLAND 400	.	PAYMASTER 2145 RR	687
PAYMASTER 330	.	PAYMASTER 330	.	SG 747	684
ALL TEX EXCESS	.	ALL TEX EXCESS	.	DP 2156	683
STV 474	.	STV 474	.	TAMCOT SPHINX	654
PAYMASTER 2145 RR	.	PAYMASTER 2145 RR	.	STV 474	597
DP 2156	.	DP 2156	.	ACALA MAXXA	501
LSD	0.39	LSD	0.2	LSD	113
-----		-----		-----	
OIL (PERCENT)		NITROGEN (PERCENT)		FREE GOSSYPOL (PERCENT)	
-----		-----		-----	
PAYMASTER TEJAS	19.40	ACALA MAXXA	4.02	STV 474	0.61
ALL TEX EXCESS	18.89	PAYMASTER 2145 RR	3.88	PAYMASTER TEJAS	0.56
ALL TEX ATLAS	18.82	TAMCOT SPHINX	3.84	PAYMASTER 330	0.54
DP 2156	18.78	ALL TEX EXCESS	3.80	PAYMASTER 2326 RR	0.53
PAYMASTER 2145 RR	18.74	DP 2156	3.80	TAMCOT SPHINX	0.52
PAYMASTER 330	18.56	SOUTHLAND 400	3.79	NU 33 B	0.52
TAMCOT SPHINX	18.50	STV 474	3.75	ALL TEX ATLAS	0.51
ACALA MAXXA	18.39	PAYMASTER 330	3.73	PAYMASTER 2145 RR	0.49
SOUTHLAND 400	18.39	PAYMASTER TEJAS	3.72	SOUTHLAND 400	0.46
PAYMASTER 2326 RR	17.97	ALL TEX ATLAS	3.72	ALL TEX EXCESS	0.46
NU 33 B	17.87	NU 33 B	3.64	DP 2156	0.45
STV 474	17.05	PAYMASTER 2326 RR	3.63	ACALA MAXXA	0.44
SG 747	15.12	SG 747	3.59	SG 747	0.41
LSD	0.82	LSD	0.13	LSD	0.09

LAMESA, TX (DRY)	4.16	0.98	78.9	26.0	7.8	66.3	10.6	4.45	135	17.53
------------------	------	------	------	------	-----	------	------	------	-----	-------

-----AREALOMETER DATA-----

LOCATION	FREE		A ---(mm2/mm3)---	D	I	M (%)	p (microns)	w (mg/in)	t (microns)
	NITROGEN (%)	GOSSYPOL (%)							
ALTUS, OK (IRR)	3.65	0.64	418	21.3	1.58	90	47.57	4.43	3.0
CHILLICOTHE, TX (DRY)
LUBBOCK, TX (IRR)	3.71	0.58	487	34.4	1.85	80	47.70	3.80	2.5
CHICKASHA, OK (IRR)
TIPTON, OK	3.81	0.38	529	41.4	1.97	75	46.76	3.42	2.2
CHICKASHA, OK (DRY)
LAMESA, TX (DRY)	3.87	0.40	474	29.1	1.74	84	46.35	3.80	2.6

PLAINS SUB-REGION 11

VARIETIES COMBINING LOCATIONS - LUBBOCK, TX AND LAMESA, TX

VARIETY CODE	VARIETY NAME	LINT	BOLL	LINT PERCENT	SEED INDEX	YARN TENACITY (mN/TEX)	DIGITAL FIBROGRAPH		STELOMETER	
		YIELD (lb/acre)	SIZE (g/boll)				2.5% S.L. (inches)	50% S.L. (inches)	T1 (mN/tex)	E1 (%)
1009	NU 33 B	489	3.20	35.0	7.6	107	1.08	0.49	197	8.3
1134	PAYMASTER 2145 RR	459	3.45	35.6	9.1	99	0.98	0.46	183	7.2
1104	SG 747	458	3.83	38.3	9.7	93	1.04	0.49	174	9.0
1131	ALL TEX EXCESS	441	3.75	35.5	9.5	105	1.02	0.49	191	7.2

1018	TAMCOT SPHINX	439	3.20	35.0	8.7	121	1.04	0.49	205	7.4
906	SOUTHLAND 400	422	4.08	34.1	9.4	120	1.04	0.49	201	7.2
1132	DP 2156	402	3.80	35.0	8.8	98	1.00	0.47	166	7.2
1133	PAYMASTER 330	398	3.40	35.2	9.1	106	1.00	0.46	205	7.5
971	STV 474	395	3.25	36.2	8.4	113	1.05	0.48	187	6.9
1136	PAYMASTER TEJAS	393	3.70	34.0	9.3	120	1.03	0.48	218	7.0
1135	PAYMASTER 2326 RR	379	3.43	34.3	8.9	121	1.03	0.49	203	6.9
773	ACALA MAXXA	337	3.40	39.7	9.8	138	1.09	0.50	236	6.8
1019	ALL TEX ATLAS	336	3.65	33.8	9.4	112	1.02	0.48	206	8.1
.	LSD	135	0.85	1.2	1.5	14	0.06	0.02	18	1.2

SL - HVI Starlab (Calibrated to USDA SL - HVI Std.)

VARIETY CODE	VARIETY NAME	MICRONAIRE (Reading)	2.5% S.L. (in.)	UNIFO- MITY (%)	STRE- NGTH (g/tex)	E	COLORIMETER		SEED YIELD (lb/ac)	OIL (%)	
							HUNTER'S Rd	MICRONAIRE b (Reading)			
1009	NU 33 B	3.85	1.05	80.3	27.3	8.5	72.8	10.1	3.98	844	17.53
1134	PAYMASTER 2145 RR	4.03	0.98	79.1	26.3	7.5	70.0	9.9	4.15	769	18.63
1104	SG 747	4.28	1.05	80.7	26.0	8.8	69.3	10.5	4.43	719	15.24
1131	ALL TEX EXCESS	4.05	1.03	79.3	26.3	7.3	68.5	10.0	4.28	763	18.39
1018	TAMCOT SPHINX	4.15	1.05	79.7	28.3	7.9	70.3	10.3	4.18	776	17.96
906	SOUTHLAND 400	4.08	1.08	79.8	29.5	8.0	73.3	9.3	4.45	772	18.75
1132	DP 2156	4.18	0.98	78.9	24.8	7.4	67.8	10.4	4.33	716	18.15
1133	PAYMASTER 330	4.20	0.98	79.4	28.8	8.4	69.5	9.8	4.35	716	18.49
971	STV 474	4.18	1.05	80.4	25.8	7.4	67.8	11.3	4.35	654	16.85
1136	PAYMASTER TEJAS	4.35	1.05	79.6	30.5	8.7	72.0	10.2	4.48	733	18.85
1135	PAYMASTER 2326 RR	4.05	1.05	80.5	29.3	8.2	70.5	9.7	4.20	699	18.19
773	ACALA MAXXA	3.83	1.13	82.1	33.0	8.5	75.5	9.5	4.45	498	18.32
1019	ALL TEX ATLAS	4.03	1.05	80.7	30.0	8.7	73.5	9.7	4.25	626	18.87
.	LSD	0.34	0.05	1.3	2.5	1.4	6.3	1.1	0.62	240	1.09

AREALOMETER DATA-----

FREE

VARIETY CODE	VARIETY NAME	NITROGEN (%)	GOSSYPOL (%)	A ---(mm ² /mm ³)---	D	I	M (%)	p (microns)	w (mg/in)	t (microns)
1009	NU 33 B	3.66	0.58	493	32.6	1.81	81	46.11	3.62	2.5
1134	PAYMASTER 2145 RR	3.92	0.46
1104	SG 747	3.66	0.46	457	32.3	1.81	81	49.68	4.22	2.7
1131	ALL TEX EXCESS	3.79	0.41
1018	TAMCOT SPHINX	3.86	0.52
906	SOUTHLAND 400	3.85	0.46
1132	DP 2156	3.85	0.41
1133	PAYMASTER 330	3.68	0.56
971	STV 474	3.83	0.60
1136	PAYMASTER TEJAS	3.75	0.55
1135	PAYMASTER 2326 RR	3.68	0.49
773	ACALA MAXXA	4.05	0.40	504	32.4	1.81	82	45.04	3.46	2.4
1019	ALL TEX ATLAS	3.73	0.48	468	29.9	1.76	83	47.28	3.91	2.6
.	LSD	0.20	0.14	61.8	6.8	0.14	5	3.78	0.69	0.4

PLAINS SUB REGION-12

VARIETIES COMBINING LOCATIONS - ALTUS,OK, CHILLOCOTHE,TX, CHICKASHA,OK (IRR AND DRY) AND TIPTON,OK

VARIETY CODE	VARIETY NAME	LINT YIELD (lb/acre)	BOLL SIZE (g/boll)	LINT PERCENT	SEED INDEX	YARN TENACITY (mN/TEX)	DIGITAL FIBROGRAPH 2.5% S.L. (inches)	50% S.L. (inches)	STELOMETER T1 (mN/tex)	E1 (%)
1104	SG 747	589	4.41	41.2	8.4	110	1.09	0.50	183	7.7
1133	PAYMASTER 330	574	4.61	37.7	9.7	132	1.02	0.50	210	7.2
1136	PAYMASTER TEJAS	548	4.81	37.4	9.9	133	1.04	0.50	221	7.2
1009	NU 33 B	530	4.23	36.4	8.6	121	1.10	0.50	196	6.8

971	STV 474	519	4.07	40.4	8.9	124	1.08	0.52	182	5.3
1135	PAYMASTER 2326 RR	516	4.46	37.3	9.2	133	1.05	0.50	204	6.5
1134	PAYMASTER 2145 RR	506	4.76	38.5	9.5	124	1.01	0.50	200	6.0
1131	ALL TEX EXCESS	504	4.90	36.8	10.0	132	1.07	0.51	221	6.5
1019	ALL TEX ATLAS	503	4.75	36.5	9.9	135	1.05	0.51	230	7.2
1132	DP 2156	500	5.34	37.6	10.1	117	1.01	0.49	186	5.4
1018	TAMCOT SPHINX	488	4.45	38.0	9.4	139	1.02	0.50	217	5.6
906	SOUTHLAND 400	481	5.15	35.6	10.4	132	1.06	0.50	200	6.4
773	ACALA MAXXA	435	4.88	44.0	10.0	157	1.12	0.54	268	5.9
.	LSD	93	0.30	1.7	0.6	9	0.06	0.03	24	1.0

SL - HVI Starlab (Calibrated to USDA SL - HVI Std.)

VARIETY CODE	VARIETY NAME	MICRONAIRE (Reading)	2.5% S.L. (in.)	UNIFO- MITY (%)	STRE- NGTH (g/tex)	E	COLORIMETER		MICRONAIRE (Reading)	SEED YIELD (lb/ac)	OIL (%)
							HUNTER'S Rd	b			
1104	SG 747	4.43	1.03	82.2	27.0	8.5	66.5	9.4	4.65	667	14.99
1133	PAYMASTER 330	4.23	1.00	81.0	31.5	8.4	68.5	8.3	4.30	696	18.64
1136	PAYMASTER TEJAS	4.58	1.03	81.7	34.5	8.9	66.0	8.3	4.73	773	19.95
1009	NU 33 B	4.03	1.08	82.7	28.3	7.8	69.0	8.1	4.05	798	18.21
971	STV 474	4.15	1.03	81.5	28.3	7.6	67.0	9.2	4.38	568	17.26
1135	PAYMASTER 2326 RR	4.38	1.00	81.9	31.8	8.0	65.8	7.8	4.35	708	17.75
1134	PAYMASTER 2145 RR	4.13	0.98	80.5	28.3	7.8	67.5	8.7	4.48	645	18.85
1131	ALL TEX EXCESS	4.30	1.00	81.3	32.8	8.2	68.0	8.3	4.43	709	19.40
1019	ALL TEX ATLAS	4.10	1.05	81.6	33.5	8.6	70.0	8.6	4.18	751	18.78
1132	DP 2156	4.88	0.95	80.3	28.5	7.8	68.3	9.0	5.10	666	19.41
1018	TAMCOT SPHINX	4.38	1.00	81.0	31.0	7.8	67.0	8.7	4.58	593	19.03
906	SOUTHLAND 400	4.18	1.05	81.5	31.0	8.1	67.5	7.9	4.30	668	18.02
773	ACALA MAXXA	3.80	1.13	82.5	37.5	8.4	67.3	7.9	3.95	503	18.45
.	LSD	0.46	0.07	0.9	4.2	0.9	4.3	1.1	0.65	137	1.24

-----AREALOMETER DATA-----

FREE

VARIETY CODE	VARIETY NAME	NITROGEN (%)	GOSSYPOL (%)	A ---(mm2/mm3)---	D	I	M (%)	p (microns)	w (mg/in)	t (microns)
1104	SG 747	3.52	0.37	447	30.6	1.76	84	49.36	4.37	2.8
1133	PAYMASTER 330	3.79	0.51
1136	PAYMASTER TEJAS	3.70	0.57
1009	NU 33 B	3.63	0.46	476	31.8	1.78	83	47.25	3.94	2.6
971	STV 474	3.66	0.62
1135	PAYMASTER 2326 RR	3.58	0.56
1134	PAYMASTER 2145 RR	3.83	0.51
1131	ALL TEX EXCESS	3.81	0.50
1019	ALL TEX ATLAS	3.70	0.54	479	31.5	1.78	83	46.53	3.81	2.6
1132	DP 2156	3.75	0.49
1018	TAMCOT SPHINX	3.83	0.51
906	SOUTHLAND 400	3.73	0.46
773	ACALA MAXXA	3.99	0.48	493	31.5	1.79	82	45.52	3.59	2.5
.	LSD	0.24	0.15	70.2	12.1	0.25	9	3.62	0.92	0.6

INDIVIDUAL LOCATION DATA

LUBBOCK, TX (IRR)

VARIETY CODE	VARIETY NAME	LINT YIELD (lb/acre)	BOLL SIZE (g/boll)	LINT PERCENT	SEED INDEX	YARN TENACITY (mN/TEX)	DIGITAL FIBROGRAPH 2.5% S.L. (inches)	50% S.L. (inches)	STELOMETER T1 (mN/tex)	E1 (%)
1009	NU 33 B	910	4.20	36.9	8.6	123	1.12	0.52	208	9.3
1134	PAYMASTER 2145 RR	857	4.75	37.7	10.2	123	1.07	0.50	200	7.8
1018	TAMCOT SPHINX	821	4.40	36.2	9.6	130	1.08	0.51	224	7.3
1104	SG 747	804	4.75	39.2	9.4	112	1.12	0.53	185	9.2
1131	ALL TEX EXCESS	804	5.20	36.9	10.8	121	1.09	0.52	195	7.4
906	SOUTHLAND 400	795	5.75	35.6	10.8	129	1.08	0.51	211	8.2
1132	DP 2156	733	5.15	36.2	9.9	115	1.06	0.50	185	7.4
971	STV 474	724	4.15	38.1	9.2	121	1.10	0.50	214	7.7
1133	PAYMASTER 330	707	4.50	36.0	10.2	123	1.05	0.50	218	7.9

1136	PAYMASTER TEJAS	698	4.55	35.2	10.3	132	1.06	0.50	224	7.3
1135	PAYMASTER 2326 RR	663	4.45	35.5	9.7	132	1.07	0.51	217	7.2
773	ACALA MAXXA	636	5.00	40.5	10.8	153	1.17	0.53	252	7.0
1019	ALL TEX ATLAS	627	5.10	35.1	11.2	128	1.10	0.52	220	7.7
.	LSD	151	0.84	1.5	1.1	11	0.04	0.02	9	1.1

 SL - HVI Starlab (Calibrated to USDA SL - HVI Std.)

VARIETY CODE	VARIETY NAME	MICRONAIRE (Reading)	2.5% S.L. (in.)	UNIFO- MITY (%)	STRE- NGTH (g/tex)	E	COLORIMETER		MICRONAIRE (Reading)	SEED YIELD (lb/ac)	OIL (%)
							HUNTER'S Rd	b			
1009	NU 33 B	3.70	1.10	81.5	29.0	8.7	77.5	9.2	3.80	1552	18.12
1134	PAYMASTER 2145 RR	3.85	1.05	80.7	30.0	8.3	75.0	9.2	4.05	1421	19.37
1018	TAMCOT SPHINX	4.10	1.10	81.5	31.5	8.4	75.5	9.6	4.15	1442	18.54
1104	SG 747	4.10	1.10	81.8	27.5	8.8	74.5	10.5	4.20	1248	15.47
1131	ALL TEX EXCESS	3.95	1.10	80.5	28.0	7.5	75.0	9.3	4.10	1374	18.98
906	SOUTHLAND 400	4.10	1.10	81.4	31.0	8.7	74.5	9.1	4.20	1443	18.72
1132	DP 2156	4.05	1.05	80.0	27.5	8.4	75.5	9.9	4.20	1293	18.75
971	STV 474	4.25	1.10	81.1	28.5	7.7	72.5	11.0	4.35	1181	16.53
1133	PAYMASTER 330	4.20	1.05	80.3	30.0	8.5	73.0	8.6	4.35	1260	19.05
1136	PAYMASTER TEJAS	4.30	1.10	80.8	31.5	8.8	77.0	9.5	4.40	1288	19.56
1135	PAYMASTER 2326 RR	3.85	1.10	81.4	31.0	8.5	76.5	9.1	4.00	1204	18.58
773	ACALA MAXXA	3.70	1.20	82.3	35.0	7.6	75.5	9.6	3.70	937	18.96
1019	ALL TEX ATLAS	4.20	1.10	81.9	32.0	8.7	77.5	9.1	4.30	1162	19.91
.	LSD	0.34	0.07	1.2	1.5	0.4	2.9	0.8	0.29	298	0.61

 -----AREALOMETER DATA-----

VARIETY CODE	VARIETY NAME	FREE NITROGEN (%)	GOSSYPOL (%)	A		D	M	p	w	t	
				---	---						
				---(mm ² /mm ³)---							
				I	(%)	(microns)		(mg/in)		(microns)	
1009	NU 33 B	3.54	0.76	511	37.0	1.90	78	46.69	3.54	2.4	
1134	PAYMASTER 2145 RR	3.71	0.55	
1018	TAMCOT SPHINX	3.82	0.63	
1104	SG 747	3.64	0.57	474	35.8	1.88	79	49.67	4.06	2.6	
1131	ALL TEX EXCESS	3.69	0.50	
906	SOUTHLAND 400	3.80	0.54	

1132	DP 2156	3.69	0.50
971	STV 474	3.80	0.63
1133	PAYMASTER 330	3.67	0.55
1136	PAYMASTER TEJAS	3.71	0.65
1135	PAYMASTER 2326 RR	3.65	0.56
773	ACALA MAXXA	4.02	0.49	509	33.8	1.83	81	45.28	3.44	2.4
1019	ALL TEX ATLAS	3.58	0.59	456	31.3	1.79	82	49.16	4.17	2.7
.	LSD	0.18	0.14	44.6	12.7	0.24	9	6.88	0.78	0.2

LAMESA, TX (DRY)

VARIETY CODE	VARIETY NAME	LINT YIELD (lb/acre)	BOLL SIZE (g/boll)	LINT PERCENT	SEED INDEX	YARN TENACITY (mN/TEX)	DIGITAL FIBROGRAPH 2.5% S.L. (inches)	DIGITAL FIBROGRAPH 50% S.L. (inches)	STELOMETER T1 (mN/tex)	STELOMETER E1 (%)
1104	SG 747	113	2.90	37.4	10.0	74	0.96	0.45	162	8.8
1135	PAYMASTER 2326 RR	96	2.40	33.0	8.2	110	0.99	0.46	189	6.6
1133	PAYMASTER 330	90	2.30	34.4	8.0	88	0.94	0.42	191	7.0
1136	PAYMASTER TEJAS	88	2.85	32.8	8.4	108	0.99	0.46	211	6.7
1131	ALL TEX EXCESS	79	2.30	34.1	8.2	90	0.96	0.46	186	6.9
1132	DP 2156	72	2.45	33.9	7.7	81	0.95	0.44	148	7.0
1009	NU 33 B	68	2.20	33.1	6.7	92	1.04	0.47	186	7.4
971	STV 474	67	2.35	34.4	7.6	106	1.00	0.47	160	6.1
1134	PAYMASTER 2145 RR	61	2.15	33.6	8.0	74	0.90	0.43	166	6.7
1018	TAMCOT SPHINX	56	2.00	33.8	7.9	112	1.00	0.47	186	7.5
906	SOUTHLAND 400	49	2.40	32.7	8.0	111	1.00	0.47	190	6.3
1019	ALL TEX ATLAS	44	2.20	32.6	7.6	97	0.95	0.45	191	8.5
773	ACALA MAXXA	37	1.80	38.9	8.9	122	1.01	0.48	221	6.7
.	LSD	57	0.73	2.0	0.7	7	0.02	0.03	21	1.2

SL - HVI Starlab (Calibrated to USDA SL - HVI Std.)

VARIETY	VARIETY	MICRONAIRE	2.5% S.L.	UNIFORMITY	STRENGTH	COLORIMETER HUNTER'S	MICRONAIRE	SEED YIELD	OIL
---------	---------	------------	-----------	------------	----------	----------------------	------------	------------	-----

CODE	NAME	(Reading)	(in.)	(%)	(g/tex)	E	Rd	b	(Reading)	(lb/ac)	(%)
1104	SG 747	4.45	1.00	79.6	24.5	8.7	64.0	10.5	4.65	190	15.02
1135	PAYMASTER 2326 RR	4.25	1.00	79.7	27.5	8.0	64.5	10.3	4.40	194	17.80
1133	PAYMASTER 330	4.20	0.90	78.6	27.5	8.4	66.0	11.0	4.35	171	17.93
1136	PAYMASTER TEJAS	4.40	1.00	78.5	29.5	8.7	67.0	11.0	4.55	177	18.14
1131	ALL TEX EXCESS	4.15	0.95	78.2	24.5	7.1	62.0	10.7	4.45	151	17.79
1132	DP 2156	4.30	0.90	77.8	22.0	6.3	60.0	11.0	4.45	138	17.55
1009	NU 33 B	4.00	1.00	79.2	25.5	8.3	68.0	11.0	4.15	136	16.94
971	STV 474	4.10	1.00	79.7	23.0	7.1	63.0	11.5	4.35	127	17.18
1134	PAYMASTER 2145 RR	4.20	0.90	77.6	22.5	6.7	65.0	10.5	4.25	118	17.88
1018	TAMCOT SPHINX	4.20	1.00	77.9	25.0	7.3	65.0	11.0	4.20	110	17.39
906	SOUTHLAND 400	4.05	1.05	78.3	28.0	7.3	72.0	9.6	4.70	100	18.78
1019	ALL TEX ATLAS	3.85	1.00	79.5	28.0	8.7	69.5	10.3	4.20	90	17.84
773	ACALA MAXXA	3.95	1.05	81.9	31.0	9.3	75.5	9.4	5.20	58	17.69
.	LSD	0.23	0.11	2.5	3.3	1.1	6.7	2.2	0.48	104	1.12

-----AREALOMETER DATA-----

VARIETY CODE	VARIETY NAME	FREE		A ---(mm ² /mm ³)---	D	M I (%)	p (microns)	w (mg/in)	t (microns)	
		NITROGEN (%)	GOSSYPOL (%)							
1104	SG 747	3.68	0.35	439	28.8	1.74	84	49.68	4.38	2.8
1135	PAYMASTER 2326 RR	3.70	0.43
1133	PAYMASTER 330	3.69	0.58
1136	PAYMASTER TEJAS	3.80	0.46
1131	ALL TEX EXCESS	3.90	0.32
1132	DP 2156	4.01	0.31
1009	NU 33 B	3.79	0.40	476	28.3	1.73	85	45.53	3.69	2.6
971	STV 474	3.87	0.58
1134	PAYMASTER 2145 RR	4.13	0.38
1018	TAMCOT SPHINX	3.90	0.41
906	SOUTHLAND 400	3.90	0.38
1019	ALL TEX ATLAS	3.89	0.38	479	28.5	1.73	84	45.40	3.66	2.5
773	ACALA MAXXA	4.09	0.32	500	31.0	1.78	83	44.81	3.47	2.4
.	LSD	0.25	0.15	15.6	41.5	0.83	41	19.58	1.26	0.8

ALTUS, OK (IRR)

VARIETY CODE	VARIETY NAME	LINT	BOLL	LINT PERCENT	SEED INDEX	YARN TENACITY (mN/TEX)	DIGITAL FIBROGRAPH		STELOMETER	
		YIELD (lb/acre)	SIZE (g/boll)				2.5% S.L. (inches)	50% S.L. (inches)	T1 (mN/tex)	E1 (%)
1104	SG 747	1200	5.21	44.8	9.2	100	1.09	0.51	175	8.0
1009	NU 33 B	1194	4.83	39.7	9.7	115	1.11	0.51	205	7.3
1134	PAYMASTER 2145 RR	1089	5.72	41.7	10.7	122	1.03	0.51	212	6.4
971	STV 474	1084	4.65	45.7	9.2	120	1.07	0.54	195	5.7
1136	PAYMASTER TEJAS	1076	5.65	39.1	11.1	126	1.08	0.51	225	7.7
1133	PAYMASTER 330	1051	5.49	39.4	11.2	127	1.07	0.53	224	7.9
1135	PAYMASTER 2326 RR	1007	5.27	40.0	10.2	128	1.09	0.54	226	7.3
1018	TAMCOT SPHINX	994	5.12	41.0	10.5	136	1.04	0.51	225	5.9
1132	DP 2156	987	6.20	40.1	11.3	112	1.02	0.50	191	5.4
1131	ALL TEX EXCESS	978	5.85	39.3	11.1	127	1.07	0.52	221	6.4
1019	ALL TEX ATLAS	969	5.72	38.2	11.4	131	1.09	0.54	242	7.4
906	SOUTHLAND 400	892	6.10	38.5	11.5	124	1.11	0.52	204	6.0
773	ACALA MAXXA	784	5.55	44.3	11.9	158	1.15	0.56	269	6.0
.	LSD	79	0.32	1.8	0.7	10	0.03	0.03	19	1.0

SL - HVI Starlab (Calibrated to USDA SL - HVI Std.)

VARIETY CODE	VARIETY NAME	MICRONAIRE (Reading)	2.5% S.L. (in.)	UNIFO- MITY (%)	STRE- NGTH (g/tex)	E	COLORIMETER		SEED YIELD (lb/ac)	OIL (%)	
							HUNTER'S Rd	MICRONAIRE b (Reading)			
1104	SG 747	5.05	1.05	82.9	27.0	8.9	67.5	8.9	5.45	1548	15.65
1009	NU 33 B	4.55	1.10	83.8	31.0	8.9	67.0	7.1	4.55	1867	18.75
1134	PAYMASTER 2145 RR	4.95	1.00	80.6	30.0	8.5	66.5	7.8	5.50	1467	20.30
971	STV 474	5.05	1.00	81.7	30.5	8.4	69.5	9.1	5.45	1303	17.75
1136	PAYMASTER TEJAS	5.25	1.05	82.0	34.5	9.4	65.5	7.6	5.40	1726	21.02
1133	PAYMASTER 330	5.00	1.00	81.7	35.0	9.4	67.5	7.7	5.10	1558	19.52

2000 National Cotton Variety Test

1135	PAYMASTER 2326 RR	5.05	1.00	82.3	34.5	8.8	62.5	6.5	5.15	1442	18.91
1018	TAMCOT SPHINX	5.20	1.00	81.4	31.5	8.5	67.0	8.4	5.50	1369	19.69
1132	DP 2156	5.50	1.00	80.7	30.5	8.5	68.5	8.9	5.75	1446	21.14
1131	ALL TEX EXCESS	4.85	1.00	81.4	33.5	8.4	67.5	7.7	5.00	1532	20.32
1019	ALL TEX ATLAS	4.75	1.10	82.3	32.5	9.0	70.0	8.1	4.95	1591	19.54
906	SOUTHLAND 400	4.95	1.10	82.2	32.0	8.6	68.5	7.8	5.15	1385	19.31
773	ACALA MAXXA	4.15	1.15	83.0	37.5	8.4	67.0	7.3	4.25	1037	18.82
.	LSD	0.25	0.07	1.9	4.1	0.7	5.4	1.6	0.52	193	1.13

-----AREALOMETER DATA-----

VARIETY CODE	VARIETY NAME	FREE		A ---(mm2/mm3)---	D	I	M (%)	p (microns)	w (mg/in)	t (microns)
		NITROGEN (%)	GOSSYPOL (%)							
1104	SG 747	3.38	0.39	381	18.0	1.51	94	49.64	5.04	3.4
1009	NU 33 B	3.52	0.60	411	22.3	1.60	90	48.83	4.60	3.1
1134	PAYMASTER 2145 RR	3.69	0.70
971	STV 474	3.75	0.72
1136	PAYMASTER TEJAS	3.60	0.70
1133	PAYMASTER 330	3.65	0.68
1135	PAYMASTER 2326 RR	3.55	0.69
1018	TAMCOT SPHINX	3.79	0.60
1132	DP 2156	3.71	0.65
1131	ALL TEX EXCESS	3.80	0.63
1019	ALL TEX ATLAS	3.49	0.73	420	20.0	1.56	92	46.42	4.28	3.0
906	SOUTHLAND 400	3.69	0.62
773	ACALA MAXXA	3.93	0.60	460	25.0	1.66	87	45.39	3.82	2.7
.	LSD	0.18	0.18	42.4	8.2	0.17	7	2.70	0.56	0.4

CHICKASHA, OK (DRY)

VARIETY	VARIETY	LINT	BOLL	LINT	SEED	YARN	DIGITAL FIBROGRAPH		STELOMETER	
		YIELD	SIZE			TENACITY	2.5% S.L.	50% S.L.	T1	E1

-----AREALOMETER DATA-----

VARIETY CODE	VARIETY NAME	NITROGEN (%)	FREE GOSSYPOL (%)	A		D		M (%)	p (microns)	w (mg/in)	t (microns)
				---(mm2/mm3)---		I					
1135	PAYMASTER 2326 RR
1136	PAYMASTER TEJAS
906	SOUTHLAND 400
1133	PAYMASTER 330
1019	ALL TEX ATLAS
773	ACALA MAXXA
1131	ALL TEX EXCESS
1104	SG 747
1134	PAYMASTER 2145 RR
1009	NU 33 B
971	STV 474
1132	DP 2156
1018	TAMCOT SPHINX
.	LSD

CHICKASHA, OK (IRR)

VARIETY CODE	VARIETY NAME	LINT YIELD (lb/acre)	BOLL SIZE (g/boll)	LINT PERCENT	SEED INDEX	YARN TENACITY (mN/TEX)	DIGITAL FIBROGRAPH		STELOMETER	
							2.5% S.L. (inches)	50% S.L. (inches)	T1 (mN/tex)	E1 (%)
773	ACALA MAXXA	507	5.48	45.5	9.8
1134	PAYMASTER 2145 RR	488	4.99	40.2	9.5
1104	SG 747	467	4.21	43.5	8.0
1019	ALL TEX ATLAS	455	5.05	38.5	9.8
1133	PAYMASTER 330	439	4.59	39.8	9.2
1135	PAYMASTER 2326 RR	416	4.77	37.8	9.6
1009	NU 33 B	415	4.29	37.9	8.8
1136	PAYMASTER TEJAS	414	5.08	41.4	9.5

1135	PAYMASTER 2326 RR
1009	NU 33 B
1136	PAYMASTER TEJAS
1131	ALL TEX EXCESS
906	SOUTHLAND 400
971	STV 474
1132	DP 2156
1018	TAMCOT SPHINX
.	LSD

CHILLICOTHE, TX (DRY)

VARIETY CODE	VARIETY NAME	LINT YIELD (lb/acre)	BOLL SIZE (g/boll)	LINT PERCENT	SEED INDEX	YARN TENACITY (mN/TEX)	DIGITAL FIBROGRAPH		STELOMETER	
							2.5% S.L. (inches)	50% S.L. (inches)	T1 (mN/tex)	E1 (%)
1133	PAYMASTER 330	1017
1104	SG 747	932
971	STV 474	869
1018	TAMCOT SPHINX	858
1136	PAYMASTER TEJAS	826
1132	DP 2156	801
906	SOUTHLAND 400	785
1131	ALL TEX EXCESS	766
1009	NU 33 B	743
1135	PAYMASTER 2326 RR	743
1019	ALL TEX ATLAS	741
1134	PAYMASTER 2145 RR	666
773	ACALA MAXXA	599
.	LSD	142

SL - HVI Starlab (Calibrated to USDA SL - HVI Std.)

TIPTON, OK

VARIETY CODE	VARIETY NAME	LINT	BOLL	LINT PERCENT	SEED INDEX	YARN TENACITY (mN/TEX)	DIGITAL FIBROGRAPH		STELOMETER	
		YIELD (lb/acre)	SIZE (g/boll)				2.5% S.L. (inches)	50% S.L. (inches)	T1 (mN/tex)	E1 (%)
1136	PAYMASTER TEJAS	229	4.12	34.3	9.3	140	1.01	0.49	218	6.8
1131	ALL TEX EXCESS	224	4.40	33.6	9.8	137	1.07	0.50	221	6.7
1132	DP 2156	210	4.78	34.3	9.9	122	1.01	0.49	181	5.3
1104	SG 747	206	4.05	36.2	8.6	121	1.09	0.50	192	7.4
1135	PAYMASTER 2326 RR	203	3.88	33.9	8.6	137	1.01	0.47	182	5.7
1133	PAYMASTER 330	201	3.92	33.8	8.8	137	0.97	0.47	195	6.4
1019	ALL TEX ATLAS	191	4.33	32.9	9.8	139	1.01	0.48	217	6.9
1018	TAMCOT SPHINX	173	3.77	33.8	8.6	142	1.01	0.49	209	5.3
1009	NU 33 B	172	3.90	31.3	8.4	127	1.08	0.48	186	6.4
906	SOUTHLAND 400	167	4.62	31.0	9.8	141	1.02	0.49	197	6.8
1134	PAYMASTER 2145 RR	154	4.27	33.8	9.4	126	0.99	0.48	187	5.7
773	ACALA MAXXA	133	4.32	40.9	9.5	157	1.09	0.52	266	5.8
971	STV 474	124	3.68	33.5	9.3	128	1.09	0.50	170	5.0
.	LSD	38	0.34	2.0	0.9	8	0.02	0.03	35	0.7

SL - HVI Starlab (Calibrated to USDA SL - HVI Std.)

VARIETY CODE	VARIETY NAME	MICRONAIRE (Reading)	2.5% S.L. (in.)	UNIFO- MITY (%)	STRE- NGTH (g/tex)	E	COLORIMETER		SEED YIELD (lb/ac)	OIL (%)
							HUNTER'S Rd	MICRONAIRE b (Reading)		
1136	PAYMASTER TEJAS	3.90	1.00	81.3	34.5	8.5	66.5	9.0	413	18.88
1131	ALL TEX EXCESS	3.75	1.00	81.2	32.0	8.0	68.5	9.0	415	18.48
1132	DP 2156	4.25	0.90	79.9	26.5	7.2	68.0	9.2	432	17.67
1104	SG 747	3.80	1.00	81.5	27.0	8.2	65.5	10.0	307	14.34
1135	PAYMASTER 2326 RR	3.70	1.00	81.6	29.0	7.2	69.0	9.1	396	16.60

1133	PAYMASTER 330	3.45	1.00	80.3	28.0	7.4	69.5	8.9	3.50	331	17.76
1019	ALL TEX ATLAS	3.45	1.00	80.9	34.5	8.3	70.0	9.1	3.40	376	18.01
1018	TAMCOT SPHINX	3.55	1.00	80.7	30.5	7.2	67.0	8.9	3.65	285	18.37
1009	NU 33 B	3.50	1.05	81.6	25.5	6.7	71.0	9.2	3.55	352	17.67
906	SOUTHLAND 400	3.40	1.00	80.9	30.0	7.6	66.5	8.0	3.45	331	16.74
1134	PAYMASTER 2145 RR	3.30	0.95	80.4	26.5	7.0	68.5	9.7	3.45	288	17.41
773	ACALA MAXXA	3.45	1.10	82.1	37.5	8.3	67.5	8.5	3.65	186	18.09
971	STV 474	3.25	1.05	81.3	26.0	6.8	64.5	9.3	3.30	254	16.77
.	LSD	0.58	0.07	1.2	3.4	0.8	3.9	1.0	0.52	129	1.76

-----AREALOMETER DATA-----

VARIETY CODE	VARIETY NAME	FREE		A ---(mm ² /mm ³)---	D	M I (%)	p (microns)	w (mg/in)	t (microns)	
		NITROGEN (%)	GOSSYPOL (%)							
1136	PAYMASTER TEJAS	3.79	0.45	
1131	ALL TEX EXCESS	3.82	0.38	
1132	DP 2156	3.79	0.33	
1104	SG 747	3.67	0.36	513	43.3	2.01	74	49.09	3.70	2.3
1135	PAYMASTER 2326 RR	3.60	0.43
1133	PAYMASTER 330	3.93	0.34
1019	ALL TEX ATLAS	3.92	0.35	539	43.0	2.00	74	46.64	3.35	2.2
1018	TAMCOT SPHINX	3.87	0.43
1009	NU 33 B	3.74	0.32	540	41.3	1.97	76	45.68	3.28	2.2
906	SOUTHLAND 400	3.78	0.30
1134	PAYMASTER 2145 RR	3.98	0.33
773	ACALA MAXXA	4.06	0.36	526	38.0	1.91	77	45.65	3.36	2.3
971	STV 474	3.58	0.53
.	LSD	0.20	0.18	59.7	7.3	0.13	6	2.75	0.47	0.3

[RETURN TO 2000 NCVT COVER PAGE](#)



***Thank you for your interest in the ongoing work of the
National Cotton Variety Test Program.***



Questions or comments to: ekeene@ars.usda.gov

United States Department of Agriculture

**Agricultural Research Service
Mid-South Area
Crop Genetics and Production Research Unit
National Cotton Variety Test Program
P O Box 345
Stoneville, MS 38776
(662) 686-5241
Fax (662) 686-5218**



Other links:

[Crop Genetics and Production Research Unit Home Page](#)

[Publications of the Crop Genetics & Production Research Unit](#)

Jamie Whitten Delta States Research Center

**All Internet Versions of the NCVT Publications are accessible through
either the Jamie Whitten Delta States Research Center or the
Crop Genetics and Production Research Unit sites**



2000 National Cotton Variety Test



Crop Genetics & Production Research Unit
P O Box 345
Stoneville, MS 38776

(662) 686-5378
(662) 686-5218 (fax)

National Cotton Variety Tests, 2000
Yield, Boll, Seed, Spinning and Data

2000 WESTERN REGIONAL COTTON VARIETY TEST

WESTERN
VARIETIES COMBINING LOCATIONS

VARIETY CODE	VARIETY NAME	LINT YIELD (lb/acre)	BOLL SIZE (g/boll)	LINT PERCENT	SEED INDEX	YARN TENACITY (mN/TEX)	DIGITAL FIBROGRAPH 2.5% S.L. (inches)	50% S.L. (inches)	STELOMETER T1 (mN/tex)	E1 (%)
128	COKER 4104	2072	6.30	.	11.3	148	1.25	0.58	228	7.3
1137	PHYTOGEN PSC 355	1417	6.06	.	10.9	169	1.17	0.55	252	6.3
1104	SG 747	1266	4.93	39.6	9.9	108	1.11	0.53	169	8.9
1009	NU 33 B	1185	4.59	37.2	8.9	119	1.13	0.51	197	8.1
1129	ACALA W 1218	1029	4.90	37.3	10.1	137	1.18	0.53	219	7.6
1128	ACALA 1517-99	1021	4.37	36.7	10.7	148	1.18	0.55	231	7.2
773	ACALA MAXXA	979	5.12	40.3	11.1	146	1.14	0.54	227	7.1
1019	ALL TEX ATLAS	933	4.88	35.5	10.4	127	1.07	0.51	207	8.0
874	ACALA 1517-95	890	4.83	35.8	11.1	142	1.16	0.54	227	7.0

1167	NM 970513	753	4.55	35.1	10.8	162	1.18	0.55	246	6.2
.	LSD	304	0.54	2.5	0.7	13	0.04	0.03	28	1.2

SL - HVI Starlab (Calibrated to USDA SL - HVI Std.)

VARIETY CODE	VARIETY NAME	MICRONAIRE (Reading)	2.5% S.L. (in.)	UNIFO- MITY (%)	STRE- NGTH (g/tex)	E	COLORIMETER		MICRONAIRE (Reading)	SEED YIELD (lb/ac)	OIL (%)
							HUNTER'S Rd	b			
128	COKER 4104	4.20	1.20	86.1	34.0	8.7	77.0	8.5	4.20	.	22.61
1137	PHYTOGEN PSC 355	4.40	1.20	84.2	38.0	8.7	75.0	9.1	4.70	.	22.99
1104	SG 747	4.70	1.08	82.2	26.3	9.2	73.5	9.6	4.88	1080	17.68
1009	NU 33 B	4.33	1.15	82.6	28.8	8.9	73.2	7.7	4.45	1196	19.66
1129	ACALA W 1218	4.08	1.17	82.5	31.7	8.8	73.5	8.9	4.28	1107	19.95
1128	ACALA 1517-99	3.97	1.18	84.2	33.3	8.7	72.5	8.5	4.00	928	20.22
773	ACALA MAXXA	4.10	1.13	83.2	32.8	8.1	74.3	8.3	4.08	865	20.20
1019	ALL TEX ATLAS	4.48	1.07	81.4	30.0	8.8	72.5	8.3	4.55	1027	20.13
874	ACALA 1517-95	4.12	1.17	82.9	32.8	8.4	73.7	8.8	4.13	858	20.27
1167	NM 970513	4.02	1.18	83.8	36.8	8.2	74.5	9.1	4.02	606	20.22
.	LSD	0.52	0.06	1.6	2.7	0.5	5.2	1.3	0.62	221	1.54

-----AREALOMETER DATA-----

VARIETY CODE	VARIETY NAME	FREE NITROGEN (%)	GOSSYPOL (%)	A		D	M	p	w	t	
				---	---						
				---(mm ² /mm ³)---							
				I	(%)	(microns)		(mg/in)		(microns)	
128	COKER 4104	3.38	0.87
1137	PHYTOGEN PSC 355	3.22	0.86
1104	SG 747	3.24	0.75	420	26.0	1.67	87	49.80	4.61	3.0	
1009	NU 33 B	3.20	0.95	441	25.0	1.64	88	46.57	4.10	2.9	
1129	ACALA W 1218	3.23	0.72	
1128	ACALA 1517-99	3.34	0.74	
773	ACALA MAXXA	3.64	0.68	481	29.0	1.74	84	45.42	3.67	2.5	

1019	ALL TEX ATLAS	3.32	0.73	449	24.0	1.64	88	45.67	3.95	2.8
874	ACALA 1517-95	3.32	0.67
1167	NM 970513	3.28	0.71
.	LSD	0.31	0.19	34.7	8.5	0.18	7	2.79	0.34	0.3

WESTERN

INDIVIDUAL COMPONENT DATA

BOLL SIZE, GRAM PER BOLL

COKER 4104	6.30
PHYTOGEN PSC 355	6.06
ACALA MAXXA	5.12
SG 747	4.93
ACALA W 1218	4.90
ALL TEX ATLAS	4.88
ACALA 1517-95	4.83
NU 33 B	4.59
NM 970513	4.55
ACALA 1517-99	4.37
LSD	0.54

LINT PERCENT

ACALA MAXXA	40.3
SG 747	39.6
ACALA W 1218	37.3
NU 33 B	37.2
ACALA 1517-99	36.7
ACALA 1517-95	35.8
ALL TEX ATLAS	35.5
NM 970513	35.1
COKER 4104	.
PHYTOGEN PSC 355	.
LSD	2.5

SEED INDEX

COKER 4104	11.3
ACALA 1517-95	11.1
ACALA MAXXA	11.1
PHYTOGEN PSC 355	10.9
NM 970513	10.8
ACALA 1517-99	10.7
ALL TEX ATLAS	10.4
ACALA W 1218	10.1
SG 747	9.9
NU 33 B	8.9
LSD	0.7

2.5% S.L. (INCHES)

COKER 4104	1.20
PHYTOGEN PSC 355	1.20
NM 970513	1.18
ACALA 1517-99	1.18
ACALA 1517-95	1.17
ACALA W 1218	1.17
NU 33 B	1.15
ACALA MAXXA	1.13
SG 747	1.08

UR (PERCENT)

COKER 4104	86.1
ACALA 1517-99	84.2
PHYTOGEN PSC 355	84.2
NM 970513	83.8
ACALA MAXXA	83.2
ACALA 1517-95	82.9
NU 33 B	82.6
ACALA W 1218	82.5
SG 747	82.2

STRENGTH (G/TEX)

PHYTOGEN PSC 355	38.0
NM 970513	36.8
COKER 4104	34.0
ACALA 1517-99	33.3
ACALA MAXXA	32.8
ACALA 1517-95	32.8
ACALA W 1218	31.7
ALL TEX ATLAS	30.0
NU 33 B	28.8

ALL TEX ATLAS	1.07
LSD	0.06

ALL TEX ATLAS	81.4
LSD	1.6

SG 747	26.3
LSD	2.7

E

MICRONAIRE (SL-HVI)

COLORIMETER - Rd

SG 747	9.2
NU 33 B	8.9
ALL TEX ATLAS	8.8
ACALA W 1218	8.8
PHYTOGEN PSC 355	8.7
COKER 4104	8.7
ACALA 1517-99	8.7
ACALA 1517-95	8.4
NM 970513	8.2
ACALA MAXXA	8.1
LSD	0.5

SG 747	4.88
PHYTOGEN PSC 355	4.70
ALL TEX ATLAS	4.55
NU 33 B	4.45
ACALA W 1218	4.28
COKER 4104	4.20
ACALA 1517-95	4.13
ACALA MAXXA	4.08
NM 970513	4.02
ACALA 1517-99	4.00
LSD	0.62

COKER 4104	77.0
PHYTOGEN PSC 355	75.0
NM 970513	74.5
ACALA MAXXA	74.3
ACALA 1517-95	73.7
SG 747	73.5
ACALA W 1218	73.5
NU 33 B	73.2
ALL TEX ATLAS	72.5
ACALA 1517-99	72.5
LSD	5.2

COLORIMETER - b

MICRONAIRE

STELOMETER - E1

SG 747	9.6
PHYTOGEN PSC 355	9.1
NM 970513	9.1
ACALA W 1218	8.9
ACALA 1517-95	8.8
ACALA 1517-99	8.5
COKER 4104	8.5
ALL TEX ATLAS	8.3
ACALA MAXXA	8.3
NU 33 B	7.7
LSD	1.3

SG 747	4.70
ALL TEX ATLAS	4.48
PHYTOGEN PSC 355	4.40
NU 33 B	4.33
COKER 4104	4.20
ACALA 1517-95	4.12
ACALA MAXXA	4.10
ACALA W 1218	4.08
NM 970513	4.02
ACALA 1517-99	3.97
LSD	0.52

SG 747	8.9
NU 33 B	8.1
ALL TEX ATLAS	8.0
ACALA W 1218	7.6
COKER 4104	7.3
ACALA 1517-99	7.2
ACALA MAXXA	7.1
ACALA 1517-95	7.0
PHYTOGEN PSC 355	6.3
NM 970513	6.2
LSD	1.2

STELOMETER - T1

FIBROGRAPH--50% S.L.

FIBROGRAPH--2.5% S.L.

PHYTOGEN PSC 355	252
NM 970513	246
ACALA 1517-99	231
COKER 4104	228
ACALA MAXXA	227
ACALA 1517-95	227
ACALA W 1218	219
ALL TEX ATLAS	207
NU 33 B	197
SG 747	169
LSD	28

COKER 4104	0.58
NM 970513	0.55
PHYTOGEN PSC 355	0.55
ACALA 1517-99	0.55
ACALA 1517-95	0.54
ACALA MAXXA	0.54
ACALA W 1218	0.53
SG 747	0.53
ALL TEX ATLAS	0.51
NU 33 B	0.51
LSD	0.03

COKER 4104	1.25
ACALA W 1218	1.18
NM 970513	1.18
ACALA 1517-99	1.18
PHYTOGEN PSC 355	1.17
ACALA 1517-95	1.16
ACALA MAXXA	1.14
NU 33 B	1.13
SG 747	1.11
ALL TEX ATLAS	1.07
LSD	0.04

YARN TENACITY

PHYTOGEN PSC 355	169
NM 970513	162
ACALA 1517-99	148
COKER 4104	148
ACALA MAXXA	146
ACALA 1517-95	142
ACALA W 1218	137
ALL TEX ATLAS	127
NU 33 B	119
SG 747	108
LSD	13

AREALOMETER - A (mm²/mm³)

ACALA MAXXA	481
ALL TEX ATLAS	449
NU 33 B	441
SG 747	420
PHYTOGEN PSC 355	.
NM 970513	.
ACALA 1517-99	.
COKER 4104	.
ACALA 1517-95	.
ACALA W 1218	.
LSD	34.7

AREALOMETER - D (mm²/mm³)

ACALA MAXXA	29.0
SG 747	26.0
NU 33 B	25.0
ALL TEX ATLAS	24.0
PHYTOGEN PSC 355	.
NM 970513	.
ACALA 1517-99	.
COKER 4104	.
ACALA 1517-95	.
ACALA W 1218	.
LSD	8.5

AREALOMETER - I

ACALA MAXXA	1.74
SG 747	1.67
NU 33 B	1.64
ALL TEX ATLAS	1.64

AREALOMETER - M (PERCENT)

ALL TEX ATLAS	88
NU 33 B	88
SG 747	87
ACALA MAXXA	84

AREALOMETER - p (Microns)

SG 747	49.80
NU 33 B	46.57
ALL TEX ATLAS	45.67
ACALA MAXXA	45.42

PHYTOGEN PSC 355	.
NM 970513	.
ACALA 1517-99	.
COKER 4104	.
ACALA 1517-95	.
ACALA W 1218	.
LSD	0.18

PHYTOGEN PSC 355	.
NM 970513	.
ACALA 1517-99	.
COKER 4104	.
ACALA 1517-95	.
ACALA W 1218	.
LSD	7

PHYTOGEN PSC 355	.
NM 970513	.
ACALA 1517-99	.
COKER 4104	.
ACALA 1517-95	.
ACALA W 1218	.
LSD	2.79

AREALOMETER - w (MG/INCH)

SG 747	4.61
NU 33 B	4.10
ALL TEX ATLAS	3.95
ACALA MAXXA	3.67
PHYTOGEN PSC 355	.
NM 970513	.
ACALA 1517-99	.
COKER 4104	.
ACALA 1517-95	.
ACALA W 1218	.
LSD	0.34

AREALOMETER - t (MICRONS)

SG 747	3.0
NU 33 B	2.9
ALL TEX ATLAS	2.8
ACALA MAXXA	2.5
PHYTOGEN PSC 355	.
NM 970513	.
ACALA 1517-99	.
COKER 4104	.
ACALA 1517-95	.
ACALA W 1218	.
LSD	0.3

SEED YIELD (LB/ACRE)

NU 33 B	1196
ACALA W 1218	1107
SG 747	1080
ALL TEX ATLAS	1027
ACALA 1517-99	928
ACALA MAXXA	865
ACALA 1517-95	858
NM 970513	606
PHYTOGEN PSC 355	.
COKER 4104	.
LSD	221

OIL (PERCENT)

PHYTOGEN PSC 355	22.99
COKER 4104	22.61
ACALA 1517-95	20.27
NM 970513	20.22
ACALA 1517-99	20.22
ACALA MAXXA	20.20
ALL TEX ATLAS	20.13
ACALA W 1218	19.95
NU 33 B	19.66
SG 747	17.68

NITROGEN (PERCENT)

ACALA MAXXA	3.64
COKER 4104	3.38
ACALA 1517-99	3.34
ACALA 1517-95	3.32
ALL TEX ATLAS	3.32
NM 970513	3.28
SG 747	3.24
ACALA W 1218	3.23
PHYTOGEN PSC 355	3.22
NU 33 B	3.20

FREE GOSSYPOL (PERCENT)

NU 33 B	0.95
COKER 4104	0.87
PHYTOGEN PSC 355	0.86
SG 747	0.75
ACALA 1517-99	0.74
ALL TEX ATLAS	0.73
ACALA W 1218	0.72
NM 970513	0.71
ACALA MAXXA	0.68
ACALA 1517-95	0.67

LSD 1.54 LSD 0.31 LSD 0.19

WESTERN
LOCATIONS COMBINING VARIETIES

LOCATION	LINT	BOLL	LINT	SEED	YARN	DIGITAL FIBROGRAPH		STELOMETER	
	YIELD	SIZE				PERCENT	INDEX	TENACITY	2.5% S.L.
	(lb/acre)	(g/boll)			(mN/TEX)	(inches)	(inches)	(mN/tex)	(%)
UNIVERSITY PARK, NM	1853	6.24	.	11.0	144	1.17	0.56	216	7.6
PECOS, TX (IRR)	609	3.61	36.8	9.8	126	1.10	0.50	214	7.1
ARTESIA, NM (IRR)	533	4.44	37.6	10.3	143	1.16	0.54	221	7.7

SL - HVI Starlab (Calibrated to USDA SL - HVI Std.)

LOCATION	MICRONAIRE	2.5% S.L.	UNIFO-	STRE-	SEED	COLORIMETER		SEED	OIL	
						HUNTER'S	MICRONAIRE			YIELD
	(Reading)	(in.)	MITY	NGTH	E	Rd	b	(Reading)	(lb/ac)	(%)
UNIVERSITY PARK, NM	4.54	1.16	84.6	32.4	8.9	72.9	8.0	4.63	.	22.04
PECOS, TX (IRR)	4.34	1.10	80.7	30.1	8.3	73.2	8.8	4.52	1036	19.94
ARTESIA, NM (IRR)	3.74	1.18	83.3	33.3	8.5	75.1	9.3	3.71	881	17.59

-----AREALOMETER DATA-----

FREE
NITROGEN GOSSYPOL A D M p w t

LOCATION	(%)	(%)	--- (mm ² /mm ³) ---		I	(%)	(microns)	(mg/in)	(microns)
UNIVERSITY PARK, NM	3.24	0.89	424	22.6	1.61	89	47.67	4.36	3.0
PECOS, TX (IRR)	3.21	0.86	426	18.8	1.52	92	44.93	4.12	3.0
ARTESIA, NM (IRR)	3.54	0.48	495	36.6	1.89	78	47.99	3.76	2.4

WESTERN REGION

INDIVIDUAL LOCATION DATA

UNIVERSITY PARK, NM

VARIETY CODE	VARIETY NAME	LINT	BOLL	LINT PERCENT	SEED INDEX	YARN	DIGITAL	FIBROGRAPH	STELOMETER	
		YIELD (lb/acre)	SIZE (g/boll)			TENACITY (mN/TEX)	2.5% S.L. (inches)	50% S.L. (inches)	T1 (mN/tex)	E1 (%)
1104	SG 747	2379	6.64	.	10.8	112	1.15	0.56	160	9.0
1009	NU 33 B	2135	6.01	.	9.4	130	1.15	0.53	190	8.3
128	COKER 4104	2072	6.30	.	11.3	148	1.25	0.58	228	7.3
1128	ACALA 1517-99	1987	5.46	.	11.6	149	1.19	0.56	226	7.5
1129	ACALA W 1218	1774	6.45	.	10.7	139	1.20	0.55	225	7.6
773	ACALA MAXXA	1771	6.62	.	11.6	157	1.15	0.56	222	7.8
874	ACALA 1517-95	1717	6.29	.	11.8	139	1.18	0.56	215	6.9
1019	ALL TEX ATLAS	1670	6.55	.	11.0	134	1.11	0.54	217	8.5
1167	NM 970513	1604	6.09	.	11.4	159	1.19	0.59	227	6.5
1137	PHYTOGEN PSC 355	1417	6.06	.	10.9	169	1.17	0.55	252	6.3
.	LSD	451	0.77	.	0.9	3	0.02	0.01	9	0.9

SL - HVI Starlab (Calibrated to USDA SL - HVI Std.)

VARIETY CODE	VARIETY NAME	MICRONAIRE	2.5%	UNIFO-	STRE-	E	COLORIMETER		SEED	OIL (%)	
		(Reading)	S.L. (in.)	MITY (%)	NGTH (g/tex)		HUNTER'S	MICRONAIRE	YIELD (lb/ac)		
1104	SG 747	5.05	1.10	84.0	25.0	9.8	74.0	9.4	5.25	.	20.11
1009	NU 33 B	4.70	1.15	83.4	29.0	9.2	68.0	6.3	4.85	.	21.66
128	COKER 4104	4.20	1.20	86.1	34.0	8.7	77.0	8.5	4.20	.	22.61

1128	ACALA 1517-99	4.40	1.20	86.6	34.0	9.0	70.0	7.5	4.40	.	21.72
1129	ACALA W 1218	4.45	1.15	84.1	33.5	9.4	72.0	8.2	4.75	.	22.47
773	ACALA MAXXA	4.55	1.10	84.8	33.0	8.4	72.0	6.9	4.50	.	21.91
874	ACALA 1517-95	4.55	1.20	85.1	31.5	8.6	74.5	8.6	4.65	.	22.20
1019	ALL TEX ATLAS	4.75	1.10	82.8	29.5	9.3	70.0	7.2	4.70	.	22.30
1167	NM 970513	4.30	1.20	85.3	36.0	8.3	76.0	8.4	4.30	.	22.43
1137	PHYTOGEN PSC 355	4.40	1.20	84.2	38.0	8.7	75.0	9.1	4.70	.	22.99
.	LSD	0.43	0.05	0.7	2.0	0.4	6.1	2.1	0.41	.	0.81

-----AREALOMETER DATA-----

VARIETY CODE	VARIETY NAME	FREE		A --- (mm2/mm3) ---	D	M I (%)	p (microns)	w (mg/in)	t (microns)	
		NITROGEN (%)	GOSSYPOL (%)							
1104	SG 747	3.24	0.94	405	24.8	1.66	88	51.31	4.90	3.1
1009	NU 33 B	3.13	1.24	413	17.3	1.49	94	45.28	4.25	3.1
128	COKER 4104	3.38	0.87
1128	ACALA 1517-99	3.24	0.89
1129	ACALA W 1218	3.27	0.83
773	ACALA MAXXA	3.56	0.76	439	24.5	1.65	88	47.23	4.17	2.8
874	ACALA 1517-95	3.20	0.80
1019	ALL TEX ATLAS	3.20	0.80	438	23.8	1.64	88	46.87	4.14	2.9
1167	NM 970513	2.97	0.90
1137	PHYTOGEN PSC 355	3.22	0.86
.	LSD	0.14	0.06	14.8	2.3	0.05	2	2.07	0.32	0.1

PECOS, TX (IRR)

VARIETY CODE	VARIETY NAME	LINT	BOLL	LINT PERCENT	SEED INDEX	YARN	DIGITAL	FIBROGRAPH	STELOMETER	
		YIELD (lb/acre)	SIZE (g/boll)			TENACITY (mN/TEX)	2.5% S.L. (inches)	50% S.L. (inches)	T1 (mN/tex)	E1 (%)
1009	NU 33 B	770	3.70	37.7	8.6	101	1.09	0.49	192	7.2

1104	SG 747	758	3.75	40.3	9.4	99	1.07	0.50	168	8.7
1129	ACALA W 1218	751	3.70	36.8	9.5	127	1.13	0.50	216	7.3
1128	ACALA 1517-99	619	3.50	36.5	9.5	141	1.13	0.52	220	6.5
773	ACALA MAXXA	575	3.90	38.6	10.8	133	1.11	0.50	221	6.5
1019	ALL TEX ATLAS	543	3.55	35.1	9.9	115	1.02	0.48	201	7.2
874	ACALA 1517-95	517	3.55	35.0	10.4	136	1.13	0.52	228	6.7
1167	NM 970513	338	3.20	34.7	10.4	157	1.15	0.51	268	6.5
.	LSD	205	0.58	1.7	0.8	6	0.02	0.01	28	1.1

 SL - HVI Starlab (Calibrated to USDA SL - HVI Std.)

VARIETY CODE	VARIETY NAME	MICRONAIRE (Reading)	2.5% S.L. (in.)	UNIFO- MITY (%)	STRE- NGTH (g/tex)	E	COLORIMETER		MICRONAIRE (Reading)	SEED YIELD (lb/ac)	OIL (%)
							HUNTER'S Rd	b			
1009	NU 33 B	4.70	1.10	80.1	27.0	8.7	74.0	8.0	4.95	1280	19.99
1104	SG 747	5.15	1.05	80.5	25.5	8.7	73.0	9.6	5.50	1123	18.57
1129	ACALA W 1218	4.05	1.15	80.2	28.5	8.3	73.0	8.6	4.35	1288	19.53
1128	ACALA 1517-99	3.85	1.15	81.3	31.0	8.5	72.5	8.7	4.05	1078	20.52
773	ACALA MAXXA	4.05	1.10	81.0	31.5	7.6	75.0	9.0	4.10	917	19.70
1019	ALL TEX ATLAS	4.65	1.00	79.9	28.5	8.7	74.0	9.0	4.90	1006	19.97
874	ACALA 1517-95	4.20	1.10	80.9	32.0	8.3	71.5	8.6	4.20	962	20.84
1167	NM 970513	4.05	1.15	82.1	36.5	8.0	72.5	9.1	4.10	636	20.41
.	LSD	0.29	0.12	1.1	2.4	0.5	2.3	0.6	0.23	372	1.76

-----AREALOMETER DATA-----

VARIETY CODE	VARIETY NAME	FREE NITROGEN (%)	GOSSYPOL (%)	A		D	M	p	w	t	
				---	---						
				---(mm ² /mm ³)---							
				I	(%)	(microns)	(mg/in)	(microns)			
1009	NU 33 B	2.99	1.01	412	17.0	1.48	94	45.02	4.22	3.1	
1104	SG 747	3.09	0.93	385	15.5	1.45	95	47.13	4.74	3.4	
1129	ACALA W 1218	3.00	0.83	
1128	ACALA 1517-99	3.22	0.86	
773	ACALA MAXXA	3.62	0.77	486	25.5	1.67	87	43.25	3.45	2.6	
1019	ALL TEX ATLAS	3.27	0.93	421	17.3	1.49	94	44.34	4.07	3.1	
874	ACALA 1517-95	3.33	0.77	
1167	NM 970513	3.15	0.78	

. LSD 0.28 0.09 29.8 12.7 0.29 11 9.60 0.95 0.3

ARTESIA, NM (IRR)

VARIETY CODE	VARIETY NAME	LINT YIELD (lb/acre)	BOLL SIZE (g/boll)	LINT PERCENT	SEED INDEX	YARN TENACITY (mN/TEX)	DIGITAL 2.5% S.L. (inches)	FIBROGRAPH 50% S.L. (inches)	STELOMETER T1 (mN/tex)	E1 (%)
1104	SG 747	663	4.40	39.0	9.5	113	1.11	0.52	178	9.2
1009	NU 33 B	649	4.05	36.8	8.7	126	1.15	0.52	207	8.8
773	ACALA MAXXA	591	4.85	42.1	11.1	147	1.15	0.55	238	7.1
1019	ALL TEX ATLAS	586	4.55	35.8	10.5	134	1.08	0.51	204	8.3
1129	ACALA W 1218	563	4.55	37.8	10.2	146	1.22	0.55	215	8.1
1128	ACALA 1517-99	456	4.15	36.9	11.0	156	1.21	0.56	247	7.7
874	ACALA 1517-95	437	4.65	36.7	11.3	151	1.17	0.53	238	7.3
1167	NM 970513	318	4.35	35.6	10.6	172	1.20	0.56	243	5.5
.	LSD	115	0.53	1.0	0.7	11	0.02	0.03	22	1.1

SL - HVI Starlab (Calibrated to USDA SL - HVI Std.)

VARIETY CODE	VARIETY NAME	MICRONAIRE (Reading)	2.5% S.L. (in.)	UNIFO- MITY (%)	STRE- NGTH (g/tex)	E	COLORIMETER HUNTER'S Rd	b	MICRONAIRE (Reading)	SEED YIELD (lb/ac)	OIL (%)
1104	SG 747	3.90	1.10	82.0	28.5	9.1	73.5	9.8	3.90	1038	14.36
1009	NU 33 B	3.60	1.20	84.4	30.5	8.7	77.5	9.0	3.55	1113	17.34
773	ACALA MAXXA	3.70	1.20	83.8	34.0	8.3	76.0	9.0	3.65	813	19.00
1019	ALL TEX ATLAS	4.05	1.10	81.7	32.0	8.5	73.5	8.9	4.05	1049	18.14
1129	ACALA W 1218	3.75	1.20	83.2	33.0	8.6	75.5	9.9	3.75	927	17.86
1128	ACALA 1517-99	3.65	1.20	84.8	35.0	8.6	75.0	9.4	3.55	779	18.41
874	ACALA 1517-95	3.60	1.20	82.9	35.0	8.3	75.0	9.1	3.55	753	17.78
1167	NM 970513	3.70	1.20	84.1	38.0	8.2	75.0	9.7	3.65	575	17.83

. LSD 0.15 . 1.8 4.8 0.8 2.8 0.6 0.16 175 1.93

-----AREALOMETER DATA-----

VARIETY CODE	VARIETY NAME	FREE NITROGEN (%)	FREE GOSSYPOL (%)	A		D	I	M (%)	p (microns)	w (mg/in)	t (microns)
				--- (mm ² /mm ³) ---							
1104	SG 747	3.39	0.40	471	37.8	1.91	77	50.96	4.19	2.5	
1009	NU 33 B	3.50	0.59	499	40.8	1.96	76	49.42	3.83	2.4	
773	ACALA MAXXA	3.74	0.50	520	37.0	1.90	78	45.79	3.40	2.3	
1019	ALL TEX ATLAS	3.50	0.46	489	31.0	1.78	83	45.81	3.63	2.5	
1129	ACALA W 1218	3.43	0.51	
1128	ACALA 1517-99	3.57	0.46	
874	ACALA 1517-95	3.45	0.45	
1167	NM 970513	3.72	0.46	
.	LSD	0.34	0.09	18.6	9.8	0.18	7	4.54	0.40	0.2	

[RETURN TO 2000 NCVT COVER PAGE](#)



***Thank you for your interest in the ongoing work of the
National Cotton Variety Test Program.***

Questions or comments to: ekeene@ars.usda.gov

United States Department of Agriculture

**Agricultural Research Service
Mid-South Area
Crop Genetics and Production Research Unit
National Cotton Variety Test Program
P O Box 345
Stoneville, MS 38776
(662) 686-5241
Fax (662) 686-5218**



Other links:

[Crop Genetics and Production Research Unit Home Page](#)

[Publications of the Crop Genetics & Production Research Unit](#)

[Jamie Whitten Delta States Research Center](#)

**All Internet Versions of the NCVT Publications are accessible through
either the Jamie Whitten Delta States Research Center or the
Crop Genetics and Production Research Unit sites**



2000 National Cotton Variety Test



**Crop Genetics & Production
Research Unit
P O Box 345
Stoneville, MS 38776**

**(662) 686-5378
(662) 686-5218 (fax)**

**National Cotton Variety Tests, 2000
Yield, Boll, Seed, Spinning and Data**


2000 SAN JOAQUIN REGIONAL COTTON VARIETY TEST

NO DATA FOR SAN JOAQUIN VALLEY IN 2000

[RETURN TO 2000 NCVT COVER PAGE](#)



***Thank you for your interest in the ongoing work of the
National Cotton Variety Test Program.***

 Questions or comments to: ekeene@ars.usda.gov

United States Department of Agriculture

**Agricultural Research Service
Mid-South Area
Crop Genetics and Production Research Unit
National Cotton Variety Test Program
P O Box 345
Stoneville, MS 38776
(662) 686-5241
Fax (662) 686-5218**



Other links:

[Crop Genetics and Production Research Unit Home Page](#)

[Publications of the Crop Genetics & Production Research Unit](#)

[Jamie Whitten Delta States Research Center](#)

**All Internet Versions of the NCVT Publications are accessible through
either the Jamie Whitten Delta States Research Center or the
Crop Genetics and Production Research Unit sites**



2000 National Cotton Variety Test



Crop Genetics & Production Research Unit
P O Box 345
Stoneville, MS 38776

(662) 686-5378
(662) 686-5218 (fax)

National Cotton Variety Tests, 2000
Yield, Boll, Seed, Spinning and Data

2000 HIGH QUALITY REGIONAL COTTON VARIETY TEST

HIGH QUALITY
VARIETIES COMBINING LOCATIONS

VARIETY CODE	VARIETY NAME	LINT	BOLL	LINT PERCENT	SEED INDEX	YARN TENACITY (mN/TEX)	DIGITAL FIBROGRAPH		STELOMETER	
		YIELD (lb/acre)	SIZE (g/boll)				2.5% S.L. (inches)	50% S.L. (inches)	T1 (mN/tex)	E1 (%)
1140	DELTA PEARL	1008	4.39	40.7	9.0	126	1.15	0.54	210	6.4
1178	JAJO 8185	1000	5.00	42.1	9.8	123	1.12	0.54	201	8.2
1158	PSC 355	989	4.21	40.7	9.4	124	1.12	0.54	208	8.0
1150	PSC 952	971	4.61	40.9	9.2	124	1.11	0.54	208	7.2
1174	DPL 491	970	5.23	42.8	9.3	137	1.16	0.55	220	6.7
1173	ASCI 0223	966	5.20	42.0	8.6	142	1.12	0.54	230	6.3

1180	SS 9907	964	4.19	40.4	9.3	123	1.10	0.54	214	7.4
1175	FIBERMAX 966	945	5.26	40.9	10.8	147	1.15	0.55	237	6.0
1104	SG 747	940	4.75	41.4	9.6	115	1.11	0.54	188	8.3
1176	JAJ0 8067	920	4.91	42.0	9.8	131	1.17	0.56	212	6.7
1009	NU 33 B	899	4.47	38.1	9.0	125	1.14	0.53	204	7.3
1177	JAJ0 8073	893	4.85	41.0	9.8	133	1.15	0.55	209	7.9
1172	ARKOT 8712	884	4.87	39.8	10.2	132	1.13	0.56	213	7.3
1171	94 J 3	849	4.98	36.9	10.7	143	1.17	0.56	230	6.8
1179	SS 9904	821	4.71	39.2	9.7	126	1.12	0.54	208	6.6
1181	MD 841B	806	4.42	40.0	9.1	129	1.08	0.53	224	6.8
1064	94 L-25	804	5.42	38.8	11.9	132	1.16	0.55	218	6.1
773	ACALA MAXXA	627	4.85	40.9	10.6	146	1.14	0.55	236	6.8
.	LSD	107	0.28	1.3	0.8	8	0.02	0.01	14	0.7

SL - HVI Starlab (Calibrated to USDA SL - HVI Std.)

VARIETY CODE	VARIETY NAME	MICRONAIRE (Reading)	2.5% S.L. (in.)	UNIFO- MITY (%)	STRE- NGTH (g/tex)	E	COLORIMETER		SEED MICRONAIRE (Reading)	SEED YIELD (lb/ac)	OIL (%)
							HUNTER'S Rd	b			
1140	DELTA PEARL	4.54	1.14	82.6	29.4	7.9	69.2	7.0	4.67	1304	18.07
1178	JAJ0 8185	4.56	1.09	82.9	28.9	9.1	69.1	8.7	4.72	1257	17.17
1158	PSC 355	4.66	1.10	83.2	31.0	9.3	66.9	8.3	4.77	1315	18.82
1150	PSC 952	4.69	1.09	82.4	29.4	8.8	68.6	8.6	4.86	1277	18.52
1174	DPL 491	4.56	1.14	83.2	31.1	8.3	68.0	8.0	4.68	1192	17.38
1173	ASCI 0223	4.36	1.09	82.8	32.0	8.3	70.1	7.6	4.43	1216	18.30
1180	SS 9907	4.83	1.08	82.6	32.5	8.7	66.6	8.3	4.99	1325	19.05
1175	FIBERMAX 966	4.45	1.13	83.5	33.7	8.1	69.2	7.4	4.79	1306	19.53
1104	SG 747	4.72	1.10	82.6	27.9	8.9	69.9	8.6	4.88	1274	16.85
1176	JAJ0 8067	4.26	1.16	83.5	31.6	8.6	68.0	8.2	4.34	1177	19.20
1009	NU 33 B	4.42	1.11	82.5	29.1	8.5	69.1	7.0	4.53	1331	18.46
1177	JAJ0 8073	4.24	1.15	83.5	30.4	8.9	69.5	9.0	4.29	1216	19.44
1172	ARKOT 8712	4.76	1.09	83.6	31.7	8.9	67.6	8.5	4.86	1266	18.19
1171	94 J 3	4.41	1.16	84.1	31.5	8.8	69.0	8.1	4.46	1312	20.25
1179	SS 9904	4.54	1.11	82.9	30.6	8.4	67.8	8.4	4.60	1212	18.47
1181	MD 841B	4.74	1.05	82.0	33.2	8.8	67.7	8.6	4.96	1229	18.80
1064	94 L-25	4.39	1.16	83.0	30.8	8.1	67.9	8.5	4.44	1163	18.21

773	ACALA MAXXA	4.05	1.11	83.0	33.5	8.1	68.9	7.8	4.09	890	19.04
.	LSD	0.24	0.04	0.8	1.6	0.4	2.9	0.8	0.29	136	1.02

-----AREALOMETER DATA-----

VARIETY CODE	VARIETY NAME	FREE		AREALOMETER DATA						
		NITROGEN (%)	GOSSYPOL (%)	A ---(mm2/mm3)---	D	M I	p (microns)	w (mg/in)	t (microns)	
1140	DELTA PEARL	3.70	0.70	431	21.1	1.57	91	45.74	4.15	3.0
1178	JAJO 8185	3.53	0.85	433	27.3	1.70	86	49.45	4.46	2.9
1158	PSC 355	3.63	0.82	425	24.3	1.64	88	48.56	4.48	3.0
1150	PSC 952	3.72	0.82	422	24.9	1.65	88	49.32	4.56	3.0
1174	DPL 491	3.57	0.82	428	20.4	1.55	91	45.39	4.15	3.0
1173	ASCI 0223	3.48	0.65	447	21.1	1.57	91	44.01	3.85	2.9
1180	SS 9907	3.30	0.92	406	22.1	1.59	90	49.28	4.73	3.1
1175	FIBERMAX 966	3.56	0.63	438	20.9	1.56	91	44.80	3.98	2.9
1104	SG 747	3.43	0.72	418	24.1	1.63	88	49.19	4.59	3.0
1176	JAJO 8067	3.69	0.58	459	28.9	1.73	84	47.56	4.05	2.7
1009	NU 33 B	3.44	0.84	439	25.8	1.67	87	47.95	4.27	2.8
1177	JAJO 8073	3.69	0.84	470	30.4	1.76	83	47.14	3.93	2.6
1172	ARKOT 8712	3.61	0.72	422	22.4	1.60	89	47.84	4.46	3.0
1171	94 J 3	3.68	0.93	448	20.3	1.54	92	43.28	3.77	2.9
1179	SS 9904	3.49	0.69	436	24.6	1.65	88	47.55	4.25	2.9
1181	MD 841B	3.47	0.90	426	25.0	1.64	88	48.42	4.51	3.0
1064	94 L-25	3.60	0.68	445	26.6	1.69	86	47.55	4.16	2.8
773	ACALA MAXXA	3.84	0.65	474	29.3	1.74	84	46.28	3.79	2.6
.	LSD	0.19	0.19	19.5	4.5	0.09	3	1.91	0.26	0.2

HIGH QUALITY - INDIVIDUAL COMPONENT DATA

BOLL SIZE, GRAM PER BOLL-----
LINT PERCENT-----
SEED INDEX

94 L-25	5.42	DPL 491	42.8	94 L-25	11.9
FIBERMAX 966	5.26	JAJO 8185	42.1	FIBERMAX 966	10.8
DPL 491	5.23	ASCI 0223	42.0	94 J 3	10.7
ASCI 0223	5.20	JAJO 8067	42.0	ACALA MAXXA	10.6
JAJO 8185	5.00	SG 747	41.4	ARKOT 8712	10.2
94 J 3	4.98	JAJO 8073	41.0	JAJO 8185	9.8
JAJO 8067	4.91	FIBERMAX 966	40.9	JAJO 8067	9.8
ARKOT 8712	4.87	PSC 952	40.9	JAJO 8073	9.8
ACALA MAXXA	4.85	ACALA MAXXA	40.9	SS 9904	9.7
JAJO 8073	4.85	DELTA PEARL	40.7	SG 747	9.6
SG 747	4.75	PSC 355	40.7	PSC 355	9.4
SS 9904	4.71	SS 9907	40.4	SS 9907	9.3
PSC 952	4.61	MD 841B	40.0	DPL 491	9.3
NU 33 B	4.47	ARKOT 8712	39.8	PSC 952	9.2
MD 841B	4.42	SS 9904	39.2	MD 841B	9.1
DELTA PEARL	4.39	94 L-25	38.8	DELTA PEARL	9.0
PSC 355	4.21	NU 33 B	38.1	NU 33 B	9.0
SS 9907	4.19	94 J 3	36.9	ASCI 0223	8.6
LSD	0.28	LSD	1.3	LSD	0.8

2.5% S.L. (INCHES)

JAJO 8067	1.16
94 J 3	1.16
94 L-25	1.16
JAJO 8073	1.15
DPL 491	1.14
DELTA PEARL	1.14
FIBERMAX 966	1.13
NU 33 B	1.11
ACALA MAXXA	1.11
SS 9904	1.11
PSC 355	1.10
SG 747	1.10
JAJO 8185	1.09
ASCI 0223	1.09

UR (PERCENT)

94 J 3	84.1
ARKOT 8712	83.6
JAJO 8073	83.5
FIBERMAX 966	83.5
JAJO 8067	83.5
DPL 491	83.2
PSC 355	83.2
94 L-25	83.0
ACALA MAXXA	83.0
JAJO 8185	82.9
SS 9904	82.9
ASCI 0223	82.8
DELTA PEARL	82.6
SG 747	82.6

STRENGTH (G/TEX)

FIBERMAX 966	33.7
ACALA MAXXA	33.5
MD 841B	33.2
SS 9907	32.5
ASCI 0223	32.0
ARKOT 8712	31.7
JAJO 8067	31.6
94 J 3	31.5
DPL 491	31.1
PSC 355	31.0
94 L-25	30.8
SS 9904	30.6
JAJO 8073	30.4
DELTA PEARL	29.4

ARKOT 8712	1.09	SS 9907	82.6	PSC 952	29.4
PSC 952	1.09	NU 33 B	82.5	NU 33 B	29.1
SS 9907	1.08	PSC 952	82.4	JAJO 8185	28.9
MD 841B	1.05	MD 841B	82.0	SG 747	27.9
LSD	0.04	LSD	0.8	LSD	1.6

E

MICRONAIRE (SL-HVI)

COLORIMETER - Rd

PSC 355	9.3	SS 9907	4.99	ASCI 0223	70.1
JAJO 8185	9.1	MD 841B	4.96	SG 747	69.9
SG 747	8.9	SG 747	4.88	JAJO 8073	69.5
JAJO 8073	8.9	ARKOT 8712	4.86	FIBERMAX 966	69.2
ARKOT 8712	8.9	PSC 952	4.86	DELTA PEARL	69.2
PSC 952	8.8	FIBERMAX 966	4.79	JAJO 8185	69.1
MD 841B	8.8	PSC 355	4.77	NU 33 B	69.1
94 J 3	8.8	JAJO 8185	4.72	94 J 3	69.0
SS 9907	8.7	DPL 491	4.68	ACALA MAXXA	68.9
JAJO 8067	8.6	DELTA PEARL	4.67	PSC 952	68.6
NU 33 B	8.5	SS 9904	4.60	DPL 491	68.0
SS 9904	8.4	NU 33 B	4.53	JAJO 8067	68.0
DPL 491	8.3	94 J 3	4.46	94 L-25	67.9
ASCI 0223	8.3	94 L-25	4.44	SS 9904	67.8
ACALA MAXXA	8.1	ASCI 0223	4.43	MD 841B	67.7
FIBERMAX 966	8.1	JAJO 8067	4.34	ARKOT 8712	67.6
94 L-25	8.1	JAJO 8073	4.29	PSC 355	66.9
DELTA PEARL	7.9	ACALA MAXXA	4.09	SS 9907	66.6
LSD	0.4	LSD	0.29	LSD	2.9

COLORIMETER - b

MICRONAIRE

STELOMETER - E1

JAJO 8073	9.0	SS 9907	4.83	SG 747	8.3
JAJO 8185	8.7	ARKOT 8712	4.76	JAJO 8185	8.2
SG 747	8.6	MD 841B	4.74	PSC 355	8.0
MD 841B	8.6	SG 747	4.72	JAJO 8073	7.9

PSC 952	8.6	PSC 952	4.69	SS 9907	7.4
94 L-25	8.5	PSC 355	4.66	ARKOT 8712	7.3
ARKOT 8712	8.5	JAJO 8185	4.56	NU 33 B	7.3
SS 9904	8.4	DPL 491	4.56	PSC 952	7.2
PSC 355	8.3	SS 9904	4.54	94 J 3	6.8
SS 9907	8.3	DELTA PEARL	4.54	ACALA MAXXA	6.8
JAJO 8067	8.2	FIBERMAX 966	4.45	MD 841B	6.8
94 J 3	8.1	NU 33 B	4.42	JAJO 8067	6.7
DPL 491	8.0	94 J 3	4.41	DPL 491	6.7
ACALA MAXXA	7.8	94 L-25	4.39	SS 9904	6.6
ASCI 0223	7.6	ASCI 0223	4.36	DELTA PEARL	6.4
FIBERMAX 966	7.4	JAJO 8067	4.26	ASCI 0223	6.3
NU 33 B	7.0	JAJO 8073	4.24	94 L-25	6.1
DELTA PEARL	7.0	ACALA MAXXA	4.05	FIBERMAX 966	6.0
LSD	0.8	LSD	0.24	LSD	0.7

STELOMETER - T1

FIBROGRAPH--50% S.L.

FIBROGRAPH--2.5% S.L.

FIBERMAX 966	237	94 J 3	0.56	94 J 3	1.17
ACALA MAXXA	236	JAJO 8067	0.56	JAJO 8067	1.17
ASCI 0223	230	ARKOT 8712	0.56	DPL 491	1.16
94 J 3	230	JAJO 8073	0.55	94 L-25	1.16
MD 841B	224	FIBERMAX 966	0.55	FIBERMAX 966	1.15
DPL 491	220	DPL 491	0.55	DELTA PEARL	1.15
94 L-25	218	ACALA MAXXA	0.55	JAJO 8073	1.15
SS 9907	214	94 L-25	0.55	ACALA MAXXA	1.14
ARKOT 8712	213	DELTA PEARL	0.54	NU 33 B	1.14
JAJO 8067	212	SS 9904	0.54	ARKOT 8712	1.13
DELTA PEARL	210	PSC 355	0.54	ASCI 0223	1.12
JAJO 8073	209	JAJO 8185	0.54	SS 9904	1.12
PSC 355	208	SS 9907	0.54	PSC 355	1.12
SS 9904	208	ASCI 0223	0.54	JAJO 8185	1.12
PSC 952	208	SG 747	0.54	SG 747	1.11
NU 33 B	204	PSC 952	0.54	PSC 952	1.11
JAJO 8185	201	NU 33 B	0.53	SS 9907	1.10
SG 747	188	MD 841B	0.53	MD 841B	1.08
LSD	14	LSD	0.01	LSD	0.02

 YARN TENACITY

FIBERMAX 966	147
ACALA MAXXA	146
94 J 3	143
ASCI 0223	142
DPL 491	137
JAJO 8073	133
ARKOT 8712	132
94 L-25	132
JAJO 8067	131
MD 841B	129
DELTA PEARL	126
SS 9904	126
NU 33 B	125
PSC 952	124
PSC 355	124
SS 9907	123
JAJO 8185	123
SG 747	115
LSD	8

 AREALOMETER - A (mm2/mm3)

ACALA MAXXA	474
JAJO 8073	470
JAJO 8067	459
94 J 3	448
ASCI 0223	447
94 L-25	445
NU 33 B	439
FIBERMAX 966	438
SS 9904	436
JAJO 8185	433
DELTA PEARL	431
DPL 491	428
MD 841B	426
PSC 355	425
ARKOT 8712	422
PSC 952	422
SG 747	418
SS 9907	406
LSD	19.5

 AREALOMETER - D (mm2/mm3)

JAJO 8073	30.4
ACALA MAXXA	29.3
JAJO 8067	28.9
JAJO 8185	27.3
94 L-25	26.6
NU 33 B	25.8
MD 841B	25.0
PSC 952	24.9
SS 9904	24.6
PSC 355	24.3
SG 747	24.1
ARKOT 8712	22.4
SS 9907	22.1
ASCI 0223	21.1
DELTA PEARL	21.1
FIBERMAX 966	20.9
DPL 491	20.4
94 J 3	20.3
LSD	4.5

 AREALOMETER - I

JAJO 8073	1.76
ACALA MAXXA	1.74
JAJO 8067	1.73
JAJO 8185	1.70
94 L-25	1.69
NU 33 B	1.67
PSC 952	1.65
SS 9904	1.65
MD 841B	1.64

 AREALOMETER - M (PERCENT)

94 J 3	92
DPL 491	91
FIBERMAX 966	91
ASCI 0223	91
DELTA PEARL	91
SS 9907	90
ARKOT 8712	89
PSC 355	88
SG 747	88

 AREALOMETER - p (Microns)

JAJO 8185	49.45
PSC 952	49.32
SS 9907	49.28
SG 747	49.19
PSC 355	48.56
MD 841B	48.42
NU 33 B	47.95
ARKOT 8712	47.84
JAJO 8067	47.56

PSC 355	1.64	MD 841B	88	SS 9904	47.55
SG 747	1.63	SS 9904	88	94 L-25	47.55
ARKOT 8712	1.60	PSC 952	88	JAJO 8073	47.14
SS 9907	1.59	NU 33 B	87	ACALA MAXXA	46.28
DELTA PEARL	1.57	94 L-25	86	DELTA PEARL	45.74
ASCI 0223	1.57	JAJO 8185	86	DPL 491	45.39
FIBERMAX 966	1.56	JAJO 8067	84	FIBERMAX 966	44.80
DPL 491	1.55	ACALA MAXXA	84	ASCI 0223	44.01
94 J 3	1.54	JAJO 8073	83	94 J 3	43.28
LSD	0.09	LSD	3	LSD	1.91

AREALOMETER - w (MG/INCH)

SS 9907	4.73
SG 747	4.59
PSC 952	4.56
MD 841B	4.51
PSC 355	4.48
ARKOT 8712	4.46
JAJO 8185	4.46
NU 33 B	4.27
SS 9904	4.25
94 L-25	4.16
DPL 491	4.15
DELTA PEARL	4.15
JAJO 8067	4.05
FIBERMAX 966	3.98
JAJO 8073	3.93
ASCI 0223	3.85
ACALA MAXXA	3.79
94 J 3	3.77
LSD	0.26

AREALOMETER - t (MICRONS)

SS 9907	3.1
DPL 491	3.0
MD 841B	3.0
ARKOT 8712	3.0
SG 747	3.0
PSC 952	3.0
PSC 355	3.0
DELTA PEARL	3.0
FIBERMAX 966	2.9
ASCI 0223	2.9
SS 9904	2.9
94 J 3	2.9
JAJO 8185	2.9
NU 33 B	2.8
94 L-25	2.8
JAJO 8067	2.7
JAJO 8073	2.6
ACALA MAXXA	2.6
LSD	0.2

SEED YIELD (LB/ACRE)

NU 33 B	1331
SS 9907	1325
PSC 355	1315
94 J 3	1312
FIBERMAX 966	1306
DELTA PEARL	1304
PSC 952	1277
SG 747	1274
ARKOT 8712	1266
JAJO 8185	1257
MD 841B	1229
JAJO 8073	1216
ASCI 0223	1216
SS 9904	1212
DPL 491	1192
JAJO 8067	1177
94 L-25	1163
ACALA MAXXA	890
LSD	136

OIL (PERCENT)

NITROGEN (PERCENT)

FREE GOSSYPOL (PERCENT)

94 J 3	20.25	ACALA MAXXA	3.84	94 J 3	0.93
FIBERMAX 966	19.53	PSC 952	3.72	SS 9907	0.92
JAJO 8073	19.44	DELTA PEARL	3.70	MD 841B	0.90
JAJO 8067	19.20	JAJO 8067	3.69	JAJO 8185	0.85
SS 9907	19.05	JAJO 8073	3.69	NU 33 B	0.84
ACALA MAXXA	19.04	94 J 3	3.68	JAJO 8073	0.84
PSC 355	18.82	PSC 355	3.63	PSC 355	0.82
MD 841B	18.80	ARKOT 8712	3.61	DPL 491	0.82
PSC 952	18.52	94 L-25	3.60	PSC 952	0.82
SS 9904	18.47	DPL 491	3.57	ARKOT 8712	0.72
NU 33 B	18.46	FIBERMAX 966	3.56	SG 747	0.72
ASCI 0223	18.30	JAJO 8185	3.53	DELTA PEARL	0.70
94 L-25	18.21	SS 9904	3.49	SS 9904	0.69
ARKOT 8712	18.19	ASCI 0223	3.48	94 L-25	0.68
DELTA PEARL	18.07	MD 841B	3.47	ACALA MAXXA	0.65
DPL 491	17.38	NU 33 B	3.44	ASCI 0223	0.65
JAJO 8185	17.17	SG 747	3.43	FIBERMAX 966	0.63
SG 747	16.85	SS 9907	3.30	JAJO 8067	0.58
LSD	1.02	LSD	0.19	LSD	0.19

HIGH QUALITY

LOCATIONS COMBINING VARIETIES

LOCATION	LINT YIELD (lb/acre)	BOLL SIZE (g/boll)	LINT PERCENT	SEED INDEX	YARN TENACITY (mN/TEX)	DIGITAL FIBROGRAPH 2.5% S.L. (inches)	50% S.L. (inches)	STELOMETER T1 (mN/tex)	E1 (%)
COLLEGE STATION, TX	1504	.	.	10.0	138	1.16	0.56	213	6.5
ROCKY MOUNT, NC	1197	5.44	43.7	9.9
STONEVILLE, MS	923	4.82	36.3	10.1	132	1.15	0.56	222	6.7
KEISER, AR	840	3.01	36.8	9.4	138	1.16	0.55	213	7.0
FLORENCE, SC	837	5.50	41.6	10.1	128	1.18	0.57	211	8.5
TIFTON, GA	702	5.11	42.8	.	122	1.08	0.51	215	7.2

BOSSIER CITY, LA	691	4.56	39.0	9.3	131	1.13	0.53	214	6.7
BELLE MINA, AL	570	5.13	43.2	9.7	129	1.07	0.52	216	6.9

SL - HVI Starlab (Calibrated to USDA SL - HVI Std.)

LOCATION	MICRONAIRE	2.5% S.L.	UNIFO- MITY	STRE- NGTH	E	COLORIMETER HUNTER'S		SEED	OIL	
	(Reading)	(in.)	(%)	(g/tex)		Rd	b	MICRONAIRE (Reading)		YIELD (lb/ac)
COLLEGE STATION, TX	4.54	1.16	84.7	33.3	8.5	61.9	7.8	4.62	.	.
ROCKY MOUNT, NC	1536	.
STONEVILLE, MS	4.28	1.11	83.4	29.0	8.5	74.7	9.0	4.51	1713	19.66
KEISER, AR	3.83	1.13	83.8	29.9	8.2	68.9	6.5	3.86	1435	17.59
FLORENCE, SC	4.70	1.14	84.1	31.3	9.1	68.1	9.3	4.85	1170	20.01
TIFTON, GA	4.98	1.05	81.0	32.0	8.8	71.2	8.3	5.12	874	18.55
BOSSIER CITY, LA	4.10	1.12	82.5	29.3	7.9	66.2	7.5	4.22	1166	16.71
BELLE MINA, AL	5.12	1.08	81.6	32.3	9.0	68.4	8.5	5.20	763	18.72

-----AREALOMETER DATA-----

LOCATION	NITROGEN	FREE GOSSYPOL	A	D	M	p	w	t	
	(%)	(%)	---(mm ² /mm ³)---						I
COLLEGE STATION, TX	.	.	429	21.0	1.57	91	45.97	4.16	2.9
ROCKY MOUNT, NC
STONEVILLE, MS	3.37	0.91	444	24.5	1.65	88	46.71	4.10	2.8
KEISER, AR	3.53	0.83	500	34.4	1.84	80	46.30	3.60	2.4
FLORENCE, SC	3.16	1.12	422	24.1	1.64	88	48.74	4.48	2.9
TIFTON, GA	3.83	0.47	402	20.1	1.55	91	48.33	4.68	3.2
BOSSIER CITY, LA	3.65	0.51	477	29.7	1.75	84	46.08	3.75	2.6
BELLE MINA, AL	3.93	0.75	385	16.8	1.47	94	48.02	4.83	3.4

HIGH QUALITY SUB-REGION-71

VARIETIES COMBINING LOCATIONS - COLLEGE STATION,TX, STONEVILLE,MS, KEISER,AR, BOSSIER CITY,LA

VARIETY CODE	VARIETY NAME	LINT YIELD (lb/acre)	BOLL SIZE (g/boll)	LINT PERCENT	SEED INDEX	YARN TENACITY (mN/TEX)	DIGITAL 2.5% S.L. (inches)	FIBROGRAPH 50% S.L. (inches)	STELOMETER T1 (mN/tex)	E1 (%)
1140	DELTA PEARL	1089	3.78	37.8	9.0	130	1.15	0.54	210	6.1
1180	SS 9907	1074	3.65	38.3	9.1	130	1.11	0.55	213	7.1
1178	JAJO 8185	1068	4.30	38.4	9.8	126	1.13	0.55	200	7.7
1150	PSC 952	1052	3.92	37.8	9.2	129	1.13	0.55	210	6.9
1158	PSC 355	1042	3.68	37.8	9.3	129	1.14	0.55	206	7.9
1104	SG 747	1025	3.97	38.1	9.5	121	1.14	0.55	194	7.6
1173	ASCI 0223	1025	4.40	37.4	9.2	146	1.16	0.56	231	6.1
1174	DPL 491	1009	4.48	38.8	9.1	140	1.18	0.55	220	6.1
1009	NU 33 B	1000	4.07	35.6	8.9	129	1.16	0.54	205	6.5
1175	FIBERMAX 966	998	4.29	38.1	10.6	147	1.16	0.55	232	6.0
1172	ARKOT 8712	997	4.23	37.1	10.1	136	1.16	0.57	219	6.7
1176	JAJO 8067	973	4.16	37.5	10.1	132	1.18	0.55	211	6.5
1179	SS 9904	962	4.23	37.1	9.7	133	1.14	0.55	208	6.7
1064	94 L-25	934	4.87	35.4	11.7	136	1.18	0.56	224	5.9
1177	JAJO 8073	933	4.00	37.8	9.7	139	1.18	0.57	215	7.7
1171	94 J 3	898	4.34	34.1	10.3	143	1.18	0.56	228	6.4
1181	MD 841B	794	3.68	37.0	8.5	134	1.10	0.53	217	6.9
773	ACALA MAXXA	757	4.28	38.4	10.2	147	1.15	0.55	240	6.1
.	LSD	174	0.46	2.1	1.0	12	0.03	0.02	22	1.0

SL - HVI Starlab (Calibrated to USDA SL - HVI Std.)

VARIETY CODE	VARIETY NAME	MICRONAIRE (Reading)	2.5% S.L. (in.)	UNIFORMITY (%)	STRENGTH (g/tex)	COLORIMETER HUNTER'S E Rd	b	MICRONAIRE (Reading)	SEED YIELD (lb/ac)	OIL (%)
--------------	--------------	----------------------	-----------------	----------------	------------------	---------------------------	---	----------------------	--------------------	---------

1140	DELTA PEARL	4.23	1.14	82.7	28.5	7.6	69.5	7.1	4.31	1453	17.44
1180	SS 9907	4.53	1.09	83.2	31.8	8.4	65.8	7.9	4.79	1529	18.37
1178	JAJO 8185	4.30	1.10	83.3	28.4	8.9	69.6	8.5	4.49	1448	17.16
1150	PSC 952	4.36	1.10	82.7	29.1	8.4	68.0	8.0	4.49	1471	18.13
1158	PSC 355	4.36	1.13	83.5	30.1	8.9	67.3	7.9	4.43	1440	18.07
1104	SG 747	4.46	1.10	83.5	28.4	8.8	69.1	8.2	4.56	1539	16.94
1173	ASCI 0223	3.94	1.14	83.9	31.8	8.1	69.4	7.2	3.96	1393	17.64
1174	DPL 491	4.14	1.18	83.4	30.1	7.9	68.0	7.5	4.21	1328	16.76
1009	NU 33 B	4.13	1.14	82.9	28.3	8.1	69.3	6.9	4.21	1510	17.32
1175	FIBERMAX 966	4.26	1.13	83.9	31.9	7.9	67.5	6.9	4.73	1457	19.09
1172	ARKOT 8712	4.39	1.10	84.2	31.6	8.6	68.4	8.3	4.46	1533	17.50
1176	JAJO 8067	3.94	1.18	83.8	30.8	8.2	66.4	7.7	3.99	1396	18.95
1179	SS 9904	4.33	1.13	83.9	30.4	8.3	66.3	7.6	4.40	1481	18.00
1064	94 L-25	4.10	1.18	84.0	30.5	8.2	68.1	8.3	4.19	1474	18.32
1177	JAJO 8073	3.81	1.18	84.7	30.1	8.6	69.8	8.5	3.85	1377	18.75
1171	94 J 3	3.96	1.18	84.2	30.4	8.5	67.9	7.6	4.04	1463	19.20
1181	MD 841B	4.22	1.05	82.7	31.3	8.4	67.0	7.7	4.38	1389	17.68
773	ACALA MAXXA	3.89	1.14	83.8	33.1	7.8	66.5	7.1	3.94	1206	18.41
.	LSD	0.33	0.05	1.0	2.3	0.7	3.4	1.0	0.41	229	1.69

-----AREALOMETER DATA-----

VARIETY CODE	VARIETY NAME	FREE NITROGEN (%)	GOSSYPOL (%)	A		D	M	p	w	t
				---	---					
				(mm2/mm3)	I	(%)	(microns)	(mg/in)	(microns)	
1140	DELTA PEARL	3.74	0.59	454	24.5	1.64	88	45.34	3.88	2.8
1180	SS 9907	3.22	1.08	422	24.6	1.65	88	49.11	4.55	3.0
1178	JAJO 8185	3.52	0.89	454	29.3	1.74	84	48.15	4.12	2.7
1150	PSC 952	3.60	0.94	442	25.3	1.66	87	47.19	4.15	2.8
1158	PSC 355	3.55	0.90	450	27.1	1.70	86	47.57	4.13	2.8
1104	SG 747	3.41	0.67	440	26.9	1.69	86	48.45	4.29	2.8
1173	ASCI 0223	3.47	0.60	479	25.6	1.67	87	43.66	3.54	2.6
1174	DPL 491	3.50	0.63	460	25.0	1.65	87	45.12	3.80	2.7
1009	NU 33 B	3.37	0.72	465	28.8	1.73	84	46.88	3.91	2.6
1175	FIBERMAX 966	3.60	0.56	454	22.2	1.59	90	43.86	3.74	2.8

1172	ARKOT 8712	3.56	0.60	452	25.8	1.67	87	46.63	4.04	2.8
1176	JAJO 8067	3.68	0.56	488	31.8	1.79	82	46.07	3.66	2.5
1179	SS 9904	3.36	0.84	455	26.9	1.70	86	46.86	3.99	2.7
1064	94 L-25	3.58	0.70	473	31.3	1.79	83	47.33	3.87	2.6
1177	JAJO 8073	3.61	0.86	504	33.6	1.83	81	45.41	3.50	2.4
1171	94 J 3	3.60	0.76	480	24.5	1.64	88	42.66	3.44	2.6
1181	MD 841B	3.35	0.94	474	33.2	1.80	82	47.86	4.01	2.7
773	ACALA MAXXA	3.64	0.68	489	30.0	1.76	84	45.13	3.58	2.5
.	LSD	0.32	0.27	29.8	6.9	0.13	5	2.68	0.37	0.2

HIGH QUALITY SUB-REGION-72

VARIETIES COMBINING LOCATIONS - ROCKY MOUNT,NC, FLORENCE,SC, TIFTON,GA, BELLE MINA,AL

VARIETY CODE	VARIETY NAME	LINT	BOLL	LINT PERCENT	SEED INDEX	YARN TENACITY (mN/TEX)	DIGITAL FIBROGRAPH		STELOMETER	
		YIELD (lb/acre)	SIZE (g/boll)				2.5% S.L. (inches)	50% S.L. (inches)	T1 (mN/tex)	E1 (%)
1158	PSC 355	935	4.61	42.8	9.6	117	1.09	0.53	210	8.1
1178	JAJO 8185	933	5.52	44.9	9.9	119	1.10	0.53	203	9.0
1174	DPL 491	931	5.80	45.7	9.5	133	1.14	0.55	220	7.5
1140	DELTA PEARL	927	4.86	42.8	9.0	121	1.15	0.55	209	6.9
1173	ASCI 0223	908	5.80	45.5	7.8	137	1.08	0.52	228	6.7
1175	FIBERMAX 966	892	5.99	43.1	11.0	148	1.15	0.55	245	6.1
1150	PSC 952	890	5.13	43.3	9.3	118	1.08	0.52	205	7.7
1176	JAJO 8067	868	5.47	45.4	9.4	129	1.15	0.56	215	7.1
1104	SG 747	855	5.33	43.9	9.9	108	1.08	0.52	179	9.2
1180	SS 9907	854	4.60	41.9	9.5	115	1.08	0.52	217	7.7
1177	JAJO 8073	853	5.49	43.3	9.8	127	1.11	0.53	202	8.1
1181	MD 841B	814	4.97	42.3	9.6	125	1.05	0.52	231	6.7
1171	94 J 3	799	5.46	39.1	11.2	142	1.16	0.56	232	7.5
1009	NU 33 B	799	4.78	39.9	9.1	121	1.11	0.53	203	8.2
1172	ARKOT 8712	770	5.35	41.9	10.2	126	1.10	0.54	206	8.1

1179	SS 9904	681	5.07	40.8	9.7	116	1.09	0.53	208	6.4
1064	94 L-25	675	5.82	41.4	12.3	127	1.14	0.53	210	6.4
773	ACALA MAXXA	498	5.29	42.8	11.1	144	1.11	0.54	231	7.8
.	LSD	139	0.33	1.4	1.3	9	0.04	0.03	13	1.0

SL - HVI Starlab (Calibrated to USDA SL - HVI Std.)

VARIETY CODE	VARIETY NAME	MICRONAIRE (Reading)	2.5% S.L. (in.)	UNIFO- MITY (%)	STRE- NGTH (g/tex)	E	COLORIMETER		MICRONAIRE (Reading)	SEED YIELD (lb/ac)	OIL (%)
							HUNTER'S Rd	b			
1158	PSC 355	5.05	1.07	82.8	32.2	9.8	66.5	8.9	5.23	1221	19.56
1178	JAJO 8185	4.90	1.08	82.5	29.7	9.4	68.5	9.0	5.03	1115	17.19
1174	DPL 491	5.12	1.10	82.9	32.5	8.9	68.0	8.7	5.30	1091	18.00
1140	DELTA PEARL	4.95	1.13	82.4	30.5	8.3	68.8	6.9	5.15	1193	18.69
1173	ASCI 0223	4.92	1.03	81.4	32.3	8.6	71.0	8.2	5.05	1083	18.95
1175	FIBERMAX 966	4.70	1.13	83.0	36.2	8.4	71.5	8.1	4.87	1193	19.97
1150	PSC 952	5.13	1.07	81.9	29.7	9.3	69.5	9.4	5.35	1132	18.91
1176	JAJO 8067	4.70	1.15	83.1	32.7	9.1	70.2	8.9	4.80	1012	19.45
1104	SG 747	5.07	1.10	81.3	27.3	9.1	71.0	9.2	5.30	1076	16.76
1180	SS 9907	5.23	1.07	81.8	33.5	9.2	67.7	8.8	5.25	1171	19.73
1177	JAJO 8073	4.80	1.12	82.0	30.8	9.3	69.2	9.7	4.88	1096	20.12
1181	MD 841B	5.27	1.05	81.3	35.0	9.2	68.3	9.5	5.53	1109	19.91
1171	94 J 3	5.00	1.13	83.9	33.0	9.2	70.5	8.7	5.02	1199	21.30
1009	NU 33 B	4.82	1.08	82.0	30.2	9.1	68.8	7.2	4.95	1196	19.60
1172	ARKOT 8712	5.25	1.07	82.9	31.8	9.3	66.5	8.8	5.40	1066	18.87
1179	SS 9904	4.83	1.08	81.5	30.8	8.5	69.8	9.3	4.87	1010	18.94
1064	94 L-25	4.77	1.13	81.7	31.2	8.0	67.7	8.8	4.77	929	18.10
773	ACALA MAXXA	4.27	1.07	81.9	34.0	8.6	72.0	8.7	4.28	653	19.66
.	LSD	0.32	0.05	1.3	1.9	0.3	5.4	1.4	0.34	169	1.21

-----AREALOMETER DATA-----

VARIETY CODE	VARIETY NAME	FREE NITROGEN	GOSSYPOL	A	D	M	p	w	t
-----------------	-----------------	------------------	----------	---	---	---	---	---	---

CODE	NAME	(%)	(%)	--- (mm ² /mm ³) ---		I	(%)	(microns)	(mg/in)	(microns)
1158	PSC 355	3.71	0.75	391	20.6	1.55	91	49.89	4.94	3.2
1178	JAJO 8185	3.55	0.81	404	24.5	1.65	88	51.19	4.90	3.1
1174	DPL 491	3.64	1.02	385	14.3	1.41	97	45.76	4.61	3.5
1140	DELTA PEARL	3.66	0.81	400	16.7	1.47	94	46.27	4.51	3.2
1173	ASCI 0223	3.49	0.70	404	15.3	1.43	96	44.48	4.27	3.3
1175	FIBERMAX 966	3.51	0.69	416	19.1	1.53	92	46.06	4.29	3.1
1150	PSC 952	3.84	0.71	394	24.3	1.64	88	52.16	5.12	3.2
1176	JAJO 8067	3.71	0.61	420	25.0	1.66	87	49.55	4.58	3.0
1104	SG 747	3.45	0.77	389	20.3	1.56	91	50.19	4.99	3.2
1180	SS 9907	3.38	0.77	385	18.8	1.52	92	49.49	4.97	3.3
1177	JAJO 8073	3.77	0.82	425	26.1	1.68	87	49.46	4.51	2.9
1181	MD 841B	3.59	0.86	378	16.9	1.48	94	48.98	5.01	3.4
1171	94 J 3	3.75	1.09	405	14.6	1.42	96	44.10	4.22	3.2
1009	NU 33 B	3.52	0.97	403	21.8	1.59	90	49.38	4.74	3.1
1172	ARKOT 8712	3.67	0.84	382	17.8	1.50	93	49.46	5.03	3.4
1179	SS 9904	3.62	0.55	409	21.5	1.58	90	48.49	4.60	3.1
1064	94 L-25	3.61	0.67	407	20.3	1.55	91	47.85	4.55	3.1
773	ACALA MAXXA	4.04	0.63	453	28.4	1.73	84	47.81	4.09	2.7
.	LSD	0.23	0.19	20.8	5.0	0.11	4	2.76	0.38	0.2

INDIVIDUAL LOCATION DATA
COLLEGE STATION, TX

VARIETY CODE	VARIETY NAME	LINT	BOLL	LINT PERCENT	SEED INDEX	YARN	DIGITAL FIBROGRAPH		STELOMETER	
		YIELD (lb/acre)	SIZE (g/boll)			TENACITY (mN/TEX)	2.5% S.L. (inches)	50% S.L. (inches)	T1 (mN/tex)	E1 (%)
1140	DELTA PEARL	1775	.	.	8.3	131	1.17	0.54	203	5.3
1178	JAJO 8185	1756	.	.	9.6	131	1.14	0.56	197	7.6
1158	PSC 355	1693	.	.	10.0	132	1.14	0.57	209	7.7
1174	DPL 491	1693	.	.	8.9	139	1.17	0.56	197	6.2
1173	ASCI 0223	1676	.	.	9.9	149	1.18	0.59	226	5.8
1009	NU 33 B	1592	.	.	9.0	124	1.17	0.53	192	6.4

1150	PSC 952	1566	.	.	9.2	123	1.12	0.56	207	6.7
1180	SS 9907	1519	.	.	9.7	135	1.13	0.57	227	7.3
1104	SG 747	1475	.	.	9.7	120	1.13	0.55	185	7.9
1172	ARKOT 8712	1461	.	.	10.8	139	1.17	0.58	215	6.1
1176	JAJO 8067	1457	.	.	10.0	132	1.18	0.57	216	6.3
1175	FIBERMAX 966	1450	.	.	11.6	163	1.16	0.55	246	4.9
1064	94 L-25	1427	.	.	12.6	142	1.19	0.58	218	5.4
1171	94 J 3	1415	.	.	10.4	144	1.18	0.56	207	6.3
1177	JAJO 8073	1412	.	.	9.7	142	1.17	0.57	212	7.8
1179	SS 9904	1292	.	.	10.1	138	1.17	0.58	214	6.7
773	ACALA MAXXA	912	.	.	11.0	161	1.19	0.57	251	6.0
.	LSD	274	.	.	1.3	7	0.04	0.04	12	1.5

 SL - HVI Starlab (Calibrated to USDA SL - HVI Std.)

VARIETY CODE	VARIETY NAME	MICRONAIRE (Reading)	2.5% S.L. (in.)	UNIFO- MITY (%)	STRE- NGTH (g/tex)	E	COLORIMETER		SEED YIELD (lb/ac)	OIL (%)	
							HUNTER'S Rd	b			
1140	DELTA PEARL	4.45	1.20	83.5	30.0	7.6	64.0	6.7	4.45	.	.
1178	JAJO 8185	4.80	1.10	83.6	31.0	9.5	66.5	9.0	5.15	.	.
1158	PSC 355	4.95	1.15	84.5	32.5	9.2	60.5	7.9	4.85	.	.
1174	DPL 491	4.50	1.20	84.3	32.0	8.2	61.5	7.4	4.55	.	.
1173	ASCI 0223	4.40	1.20	85.7	37.0	8.5	60.0	7.1	4.40	.	.
1009	NU 33 B	4.45	1.15	83.1	30.0	8.4	63.5	6.9	4.50	.	.
1150	PSC 952	4.75	1.10	82.4	30.5	8.9	60.5	8.1	4.95	.	.
1180	SS 9907	5.00	1.10	84.4	36.5	8.5	57.0	8.5	5.25	.	.
1104	SG 747	4.85	1.10	84.7	29.5	8.8	63.0	7.5	5.00	.	.
1172	ARKOT 8712	4.90	1.10	85.4	35.5	8.8	62.5	8.0	4.90	.	.
1176	JAJO 8067	4.30	1.20	86.1	34.0	8.7	61.5	8.7	4.35	.	.
1175	FIBERMAX 966	4.70	1.20	85.4	37.5	8.2	58.5	6.9	4.75	.	.
1064	94 L-25	4.20	1.20	85.4	32.5	7.9	62.5	7.7	4.45	.	.
1171	94 J 3	4.25	1.20	85.7	33.0	8.6	62.5	7.9	4.25	.	.
1177	JAJO 8073	4.15	1.20	86.3	33.5	8.7	65.5	9.1	4.10	.	.
1179	SS 9904	4.70	1.15	85.1	34.5	8.5	61.0	8.3	4.75	.	.
773	ACALA MAXXA	3.90	1.20	84.4	37.0	8.3	61.0	8.1	3.90	.	.
.	LSD	0.49	0.08	1.7	2.5	0.4	8.4	2.0	0.44	.	.

-----AREALOMETER DATA-----										
VARIETY CODE	VARIETY NAME	FREE NITROGEN (%)	FREE GOSSYPOL (%)	A	D	I	M	p	w	t
				---(mm2/mm3)---			(%)	(microns)	(mg/in)	(microns)
1140	DELTA PEARL	.	.	424	15.0	1.44	96	42.46	3.88	3.1
1178	JAJO 8185	.	.	421	27.3	1.71	86	50.99	4.69	2.9
1158	PSC 355	.	.	408	20.8	1.57	91	48.33	4.59	3.1
1174	DPL 491	.	.	419	15.0	1.44	96	42.92	3.96	3.1
1173	ASCI 0223	.	.	434	16.8	1.48	95	42.73	3.81	3.0
1009	NU 33 B	.	.	436	23.8	1.63	88	47.05	4.18	2.8
1150	PSC 952	.	.	407	20.3	1.56	92	48.07	4.57	3.1
1180	SS 9907	.	.	392	18.8	1.53	93	48.78	4.82	3.2
1104	SG 747	.	.	404	19.8	1.54	92	48.09	4.63	3.1
1172	ARKOT 8712	.	.	421	22.3	1.60	90	47.75	4.39	3.0
1176	JAJO 8067	.	.	456	24.5	1.65	88	45.30	3.84	2.7
1175	FIBERMAX 966	.	.	418	15.0	1.43	96	43.08	3.99	3.1
1064	94 L-25	.	.	446	23.5	1.63	88	45.84	3.98	2.8
1171	94 J 3	.	.	447	17.5	1.49	94	41.91	3.63	2.9
1177	JAJO 8073	.	.	465	29.8	1.76	84	47.38	3.95	2.7
1179	SS 9904	.	.	436	26.8	1.70	86	48.92	4.34	2.8
773	ACALA MAXXA	.	.	464	20.0	1.55	91	41.92	3.49	2.7
.	LSD	.	.	30.6	9.0	0.20	7	6.13	0.76	0.2

BOSSIER CITY, LA

VARIETY CODE	VARIETY NAME	LINT	BOLL	LINT PERCENT	SEED INDEX	YARN	DIGITAL FIBROGRAPH		STELOMETER	
		YIELD	SIZE			TENACITY	2.5% S.L.	50% S.L.	T1	E1
		(lb/acre)	(g/boll)			(mN/TEX)	(inches)	(inches)	(mN/tex)	(%)
1158	PSC 355	817	3.95	39.9	8.8	123	1.12	0.53	204	8.0
1150	PSC 952	804	4.10	39.7	8.5	122	1.12	0.54	198	7.3
1172	ARKOT 8712	763	4.65	39.5	9.6	135	1.15	0.55	219	7.2
1104	SG 747	751	4.35	40.9	9.2	113	1.13	0.53	195	7.3

2000 National Cotton Variety Test

1140	DELTA PEARL	743	4.20	38.8	9.1	118	1.12	0.52	191	6.7
1180	SS 9907	741	4.15	38.4	8.9	125	1.09	0.53	200	6.8
1176	JAJO 8067	736	4.30	40.2	9.2	137	1.17	0.54	203	7.2
1173	ASCI 0223	688	5.05	38.9	9.0	146	1.12	0.53	235	5.7
1178	JAJO 8185	686	4.65	40.7	9.2	122	1.10	0.53	197	8.0
1175	FIBERMAX 966	682	5.05	39.7	10.4	147	1.13	0.54	235	6.7
1181	MD 841B	681	4.25	38.3	8.7	131	1.09	0.52	225	6.7
1179	SS 9904	671	4.85	38.4	9.3	126	1.13	0.54	204	6.5
1177	JAJO 8073	663	4.15	38.6	9.3	134	1.17	0.56	202	7.6
1009	NU 33 B	653	4.30	37.0	8.4	124	1.12	0.51	202	6.7
1171	94 J 3	650	4.65	35.2	9.6	143	1.17	0.56	235	6.4
1064	94 L-25	621	5.50	36.5	12.0	137	1.17	0.54	232	5.0
1174	DPL 491	557	5.15	40.5	8.7	127	1.17	0.54	225	5.8
773	ACALA MAXXA	525	4.70	40.8	9.9	153	1.13	0.55	255	5.3
.	LSD	154	0.38	1.3	0.6	6	0.01	0.03	20	0.6

 SL - HVI Starlab (Calibrated to USDA SL - HVI Std.)

VARIETY CODE	VARIETY NAME	MICRONAIRE (Reading)	2.5% S.L. (in.)	UNIFO- MITY (%)	STRE- NGTH (g/tex)	E	COLORIMETER		MICRONAIRE (Reading)	SEED YIELD (lb/ac)	OIL (%)
							HUNTER'S Rd	b			
1158	PSC 355	4.30	1.10	82.9	30.0	9.1	65.5	8.0	4.40	1292	17.40
1150	PSC 952	4.45	1.10	82.2	26.5	8.4	67.0	7.7	4.55	1284	15.88
1172	ARKOT 8712	4.25	1.10	82.5	31.0	8.6	67.0	8.7	4.25	1281	15.09
1104	SG 747	4.30	1.10	82.2	29.0	8.8	66.5	8.6	4.40	1224	14.57
1140	DELTA PEARL	4.30	1.10	81.6	26.5	6.7	67.5	6.7	4.30	1111	15.19
1180	SS 9907	4.40	1.10	82.4	31.0	8.3	58.5	6.4	4.60	1267	17.53
1176	JAJO 8067	3.75	1.20	82.8	28.5	7.7	64.5	6.9	3.70	1240	17.86
1173	ASCI 0223	4.00	1.15	82.3	29.5	7.3	67.5	6.9	3.95	1062	17.32
1178	JAJO 8185	4.05	1.10	82.1	27.0	8.5	68.5	8.6	4.05	1065	15.47
1175	FIBERMAX 966	4.10	1.10	82.6	30.0	7.0	67.5	6.5	5.55	1161	18.27
1181	MD 841B	4.55	1.05	81.5	33.5	8.2	64.0	8.4	4.70	1113	17.07
1179	SS 9904	4.20	1.10	83.2	29.0	7.8	65.0	7.0	4.20	1074	15.34
1177	JAJO 8073	3.50	1.20	83.3	28.0	7.7	66.5	8.1	3.45	1231	18.08
1009	NU 33 B	3.95	1.10	81.7	27.0	7.5	68.0	6.8	3.95	1180	15.92
1171	94 J 3	4.10	1.15	83.3	28.5	8.5	64.5	7.1	4.15	1316	18.90
1064	94 L-25	4.00	1.20	83.6	29.5	8.0	67.5	9.1	4.00	1217	17.12

1174	DPL 491	3.95	1.15	82.1	29.5	7.5	66.0	6.8	4.10	972	16.44
773	ACALA MAXXA	3.70	1.10	82.9	34.0	7.8	70.5	7.4	3.70	901	17.31
.	LSD	0.30	0.07	1.3	2.5	0.9	6.3	1.9	1.15	303	1.34

-----AREALOMETER DATA-----

FREE

VARIETY CODE	VARIETY NAME	NITROGEN (%)	GOSSYPOL (%)	A ---(mm2/mm3)---	D	I	M (%)	p (microns)	w (mg/in)	t (microns)
1158	PSC 355	3.65	0.58	446	25.0	1.66	87	46.77	4.06	2.8
1150	PSC 952	4.01	0.63	450	27.3	1.71	86	47.61	4.09	2.8
1172	ARKOT 8712	3.58	0.39	465	25.8	1.68	87	45.29	3.78	2.7
1104	SG 747	3.22	0.51	453	29.3	1.75	84	48.33	4.13	2.7
1140	DELTA PEARL	4.02	0.42	456	27.3	1.70	86	46.73	3.97	2.7
1180	SS 9907	3.44	0.67	432	27.0	1.70	85	49.53	4.45	2.9
1176	JAJO 8067	4.02	0.41	524	39.3	1.94	77	46.44	3.44	2.3
1173	ASCI 0223	3.61	0.40	491	31.5	1.79	82	45.83	3.61	2.5
1178	JAJO 8185	3.61	0.46	488	36.8	1.89	79	48.61	3.85	2.4
1175	FIBERMAX 966	3.79	0.40	478	21.3	1.58	91	41.51	3.36	2.6
1181	MD 841B	3.76	0.63	441	23.8	1.63	88	46.48	4.08	2.8
1179	SS 9904	3.52	0.56	475	31.5	1.79	82	47.41	3.86	2.6
1177	JAJO 8073	3.90	0.52	548	44.3	2.02	74	46.31	3.27	2.2
1009	NU 33 B	3.14	0.56	481	31.5	1.79	82	46.78	3.77	2.5
1171	94 J 3	3.57	0.62	481	19.5	1.54	92	40.10	3.23	2.7
1064	94 L-25	3.53	0.46	490	32.8	1.82	82	46.60	3.68	2.5
1174	DPL 491	3.51	0.63	474	28.0	1.72	85	45.58	3.72	2.6
773	ACALA MAXXA	3.90	0.45	527	33.3	1.83	81	43.52	3.19	2.3
.	LSD	0.26	0.14	25.8	9.2	0.18	7	3.34	0.29	0.2

STONEVILLE, MS

LINT

BOLL

YARN

DIGITAL FIBROGRAPH

STELOMETER

VARIETY CODE	VARIETY NAME	YIELD (lb/acre)	SIZE (g/boll)	LINT PERCENT	SEED INDEX	TENACITY (mN/TEX)	2.5% S.L. (inches)	50% S.L. (inches)	T1 (mN/tex)	E1 (%)
1180	SS 9907	1103	4.42	38.1	9.6	119	1.09	0.56	197	7.2
1104	SG 747	1087	4.72	37.8	9.6	117	1.15	0.57	188	8.0
1176	JAJO 8067	1087	4.73	38.0	9.6	126	1.19	0.56	212	6.3
1178	JAJO 8185	1056	4.83	38.4	9.7	123	1.13	0.57	206	8.3
1140	DELTA PEARL	978	4.49	37.8	8.9	127	1.15	0.55	215	5.6
1172	ARKOT 8712	956	4.96	34.6	10.7	129	1.18	0.58	227	6.8
1174	DPL 491	952	5.15	38.0	9.6	146	1.19	0.56	241	5.9
1009	NU 33 B	943	4.47	34.3	8.8	124	1.15	0.57	205	7.0
1181	MD 841B	918	4.35	36.9	9.3	137	1.09	0.55	223	6.7
1150	PSC 952	914	4.32	36.7	9.4	120	1.13	0.55	194	7.0
1173	ASCI 0223	886	5.07	35.8	9.3	144	1.17	0.57	253	6.4
1064	94 L-25	879	5.78	34.1	12.8	136	1.19	0.56	245	5.0
1158	PSC 355	879	4.36	37.0	9.9	121	1.14	0.56	201	8.7
1177	JAJO 8073	877	4.87	36.5	10.2	140	1.21	0.59	238	7.9
1179	SS 9904	874	4.98	34.0	10.5	134	1.13	0.56	202	6.2
1175	FIBERMAX 966	863	5.22	36.4	11.3	152	1.16	0.56	256	4.8
1171	94 J 3	690	4.85	32.3	11.3	144	1.19	0.57	248	6.8
773	ACALA MAXXA	679	5.12	36.4	11.2	146	1.13	0.55	244	6.0
.	LSD	116	0.29	0.9	0.5	10	0.02	0.02	21	0.9

SL - HVI Starlab (Calibrated to USDA SL - HVI Std.)

VARIETY CODE	VARIETY NAME	MICRONAIRE (Reading)	2.5% S.L. (in.)	UNIFO- MITY (%)	STRE- NGTH (g/tex)	E	COLORIMETER HUNTER'S		SEED YIELD (lb/ac)	OIL (%)	
							Rd	b	(Reading)		
1180	SS 9907	5.00	1.00	82.3	28.0	8.8	74.0	9.6	5.35	1830	20.30
1104	SG 747	4.65	1.10	84.1	26.0	9.1	75.5	9.6	4.90	1937	18.97
1176	JAJO 8067	4.15	1.15	82.6	28.5	8.7	75.5	9.7	4.35	1774	21.64
1178	JAJO 8185	4.40	1.05	84.1	27.0	9.5	74.5	9.8	4.75	1921	19.20
1140	DELTA PEARL	4.40	1.10	81.4	28.5	8.1	77.5	8.4	4.75	1761	18.17
1172	ARKOT 8712	4.55	1.10	84.3	29.0	8.8	75.0	9.8	4.80	1954	18.99
1174	DPL 491	4.35	1.20	83.8	30.0	8.3	76.0	9.3	4.45	1646	17.52
1009	NU 33 B	4.05	1.10	82.5	26.5	8.5	73.0	7.3	4.35	1888	17.40
1181	MD 841B	4.70	1.00	83.0	32.0	8.9	72.0	10.0	5.00	1647	19.83
1150	PSC 952	4.45	1.10	83.3	27.0	8.8	75.0	9.1	4.65	1567	19.83

1173	ASCI 0223	3.75	1.10	83.7	30.5	8.3	77.5	7.7	3.90	1713	19.27
1064	94 L-25	4.10	1.20	83.4	31.0	8.1	74.5	9.0	4.25	1737	19.95
1158	PSC 355	4.50	1.05	82.8	29.0	9.4	74.5	9.6	4.65	1663	20.03
1177	JAJO 8073	3.80	1.20	85.7	29.0	9.0	76.0	9.8	4.05	1656	20.58
1179	SS 9904	4.30	1.10	84.3	28.0	8.6	74.5	9.0	4.50	1798	20.68
1175	FIBERMAX 966	4.10	1.10	83.2	32.0	7.8	78.0	8.4	4.40	1594	21.34
1171	94 J 3	3.95	1.20	83.7	28.5	8.5	72.5	8.7	4.15	1519	20.44
773	ACALA MAXXA	3.80	1.10	83.3	31.0	6.0	69.0	6.9	4.00	1225	19.77
.	LSD	0.34	0.06	1.7	3.0	1.8	4.0	1.4	0.33	346	2.15

-----AREALOMETER DATA-----

VARIETY CODE	VARIETY NAME	FREE		A ---(mm2/mm3)---	D	M I	p (microns)	w (mg/in)	t (microns)	
		NITROGEN (%)	GOSSYPOL (%)							
1180	SS 9907	3.06	1.16	384	19.3	1.54	93	50.13	5.05	3.3
1104	SG 747	3.37	0.93	418	25.0	1.66	87	49.82	4.61	3.0
1176	JAJO 8067	3.33	0.73	471	28.5	1.73	85	46.12	3.80	2.6
1178	JAJO 8185	3.29	1.05	422	19.3	1.53	92	45.41	4.16	3.0
1140	DELTA PEARL	3.56	0.83	427	23.5	1.63	88	47.77	4.32	2.9
1172	ARKOT 8712	3.39	0.84	420	22.8	1.61	89	48.19	4.45	3.0
1174	DPL 491	3.34	0.78	454	27.8	1.72	85	47.51	4.05	2.7
1009	NU 33 B	3.19	0.94	456	29.5	1.75	84	48.27	4.10	2.7
1181	MD 841B	3.16	0.99	402	21.3	1.58	90	49.36	4.76	3.2
1150	PSC 952	3.34	1.02	427	22.3	1.60	90	46.95	4.26	3.0
1173	ASCI 0223	3.38	0.95	482	25.0	1.66	88	43.35	3.49	2.6
1064	94 L-25	3.68	1.00	458	29.3	1.75	84	47.89	4.04	2.7
1158	PSC 355	3.51	0.96	431	28.0	1.72	85	50.18	4.50	2.9
1177	JAJO 8073	3.25	0.89	483	23.5	1.63	88	42.31	3.39	2.6
1179	SS 9904	3.19	0.81	444	23.3	1.63	89	45.91	4.00	2.8
1175	FIBERMAX 966	3.42	0.68	442	19.5	1.53	92	43.24	3.79	2.9
1171	94 J 3	3.65	1.03	470	23.3	1.62	89	43.24	3.56	2.6
773	ACALA MAXXA	3.64	0.79	494	31.0	1.78	83	45.24	3.55	2.5
.	LSD	0.42	0.15	37.0	11.1	0.24	9	5.07	0.52	0.3

KEISER, AR

VARIETY CODE	VARIETY NAME	LINT	BOLL	LINT PERCENT	SEED INDEX	YARN	DIGITAL FIBROGRAPH		STELOMETER	
		YIELD (lb/acre)	SIZE (g/boll)			TENACITY (mN/TEX)	2.5% S.L. (inches)	50% S.L. (inches)	T1 (mN/tex)	E1 (%)
1179	SS 9904	1010	2.85	39.0	9.0	134	1.14	0.54	211	7.5
1175	FIBERMAX 966	1000	2.60	38.2	9.3	127	1.17	0.56	190	7.8
1180	SS 9907	935	2.37	38.6	8.4	140	1.15	0.56	227	7.2
1150	PSC 952	925	3.35	37.2	9.6	152	1.15	0.55	240	6.6
773	ACALA MAXXA	914	3.02	38.0	8.8	130	1.17	0.55	209	7.2
1140	DELTA PEARL	862	2.64	36.8	9.8	146	1.17	0.55	233	6.8
1173	ASCI 0223	850	3.07	37.5	8.8	146	1.15	0.55	212	6.4
1171	94 J 3	839	3.51	34.8	10.2	143	1.19	0.56	222	6.0
1174	DPL 491	835	3.13	38.0	9.2	147	1.17	0.55	216	6.4
1009	NU 33 B	812	3.43	35.7	9.6	144	1.19	0.56	222	6.0
1064	94 L-25	810	3.34	35.7	9.3	129	1.16	0.56	201	8.2
1172	ARKOT 8712	808	3.08	37.3	9.5	143	1.13	0.56	213	7.0
1104	SG 747	788	2.84	35.5	9.4	136	1.15	0.55	209	7.2
1181	MD 841B	784	2.44	35.8	7.7	134	1.13	0.54	204	7.4
1177	JAJO 8073	783	2.97	38.4	9.9	139	1.15	0.56	208	7.4
1158	PSC 355	779	2.72	36.5	8.6	140	1.17	0.55	210	7.4
1178	JAJO 8185	774	3.43	36.1	10.7	131	1.16	0.54	201	6.8
1176	JAJO 8067	613	3.46	34.1	11.5	134	1.17	0.55	211	6.2
.	LSD	267	0.94	3.9	2.5	21	0.03	0.02	28	2.1

SL - HVI Starlab (Calibrated to USDA SL - HVI Std.)

VARIETY CODE	VARIETY NAME	MICRONAIRE (Reading)	2.5% S.L. (in.)	UNIFO- MITY (%)	STRE- NGTH (g/tex)	E	COLORIMETER		SEED YIELD (lb/ac)	OIL (%)	
							HUNTER'S Rd	MICRONAIRE b (Reading)			
1179	SS 9904	4.10	1.15	83.0	30.0	8.4	64.5	6.2	4.15	1571	17.97
1175	FIBERMAX 966	4.15	1.10	84.4	28.0	8.6	66.0	6.1	4.20	1616	17.67
1180	SS 9907	3.70	1.15	83.7	31.5	7.9	73.5	7.2	3.95	1490	17.29
1150	PSC 952	3.80	1.10	83.0	32.5	7.8	69.5	7.2	3.80	1562	18.70
773	ACALA MAXXA	4.15	1.15	84.5	30.5	9.1	65.5	6.3	4.15	1491	18.16

1140	DELTA PEARL	3.75	1.15	84.6	29.0	8.1	69.0	6.6	3.75	1487	18.97
1173	ASCI 0223	3.60	1.10	83.8	30.0	8.3	72.5	7.2	3.60	1405	16.33
1171	94 J 3	3.55	1.15	84.2	31.5	8.4	72.0	6.7	3.60	1553	18.27
1174	DPL 491	3.75	1.15	83.7	29.0	7.8	68.5	6.5	3.75	1366	16.32
1009	NU 33 B	4.05	1.20	84.5	29.5	7.9	72.5	6.6	4.05	1461	18.63
1064	94 L-25	4.10	1.10	83.6	29.0	8.6	68.0	7.4	4.05	1469	17.90
1172	ARKOT 8712	3.85	1.10	84.7	31.0	8.1	69.0	6.9	3.90	1363	18.43
1104	SG 747	4.05	1.10	83.2	29.0	8.5	71.5	7.2	3.95	1456	17.28
1181	MD 841B	3.40	1.10	83.5	28.5	8.1	65.0	4.8	3.45	1407	16.15
1177	JAJO 8073	3.80	1.10	83.6	30.0	9.0	71.0	6.9	3.80	1245	17.60
1158	PSC 355	3.70	1.20	83.7	29.0	7.9	68.5	6.3	3.80	1364	16.80
1178	JAJO 8185	3.95	1.15	83.5	28.5	8.1	69.0	6.6	4.00	1357	16.83
1176	JAJO 8067	3.55	1.15	83.8	32.0	7.8	64.0	5.5	3.55	1175	17.35
.	LSD	0.69	0.10	1.3	5.0	1.3	8.1	3.1	0.68	404	3.06

-----AREALOMETER DATA-----

FREE

VARIETY CODE	VARIETY NAME	NITROGEN (%)	GOSSYPOL (%)	A ---(mm2/mm3)---	D	I	M (%)	p (microns)	w (mg/in)	t (microns)
1179	SS 9904	3.38	1.15	468	26.0	1.68	87	45.20	3.74	2.7
1175	FIBERMAX 966	3.59	0.60	479	33.0	1.82	81	47.62	3.84	2.5
1180	SS 9907	3.17	1.41	479	33.5	1.83	81	48.03	3.90	2.5
1150	PSC 952	3.46	1.18	487	31.5	1.79	83	46.14	3.68	2.5
773	ACALA MAXXA	3.38	0.79	473	35.8	1.88	79	49.82	4.08	2.6
1140	DELTA PEARL	3.65	0.52	511	32.3	1.81	82	44.39	3.36	2.4
1173	ASCI 0223	3.43	0.47	511	29.0	1.74	84	42.76	3.24	2.4
1171	94 J 3	3.60	0.65	523	37.8	1.90	79	45.39	3.35	2.3
1174	DPL 491	3.66	0.49	492	29.3	1.75	84	44.46	3.49	2.5
1009	NU 33 B	3.77	0.66	488	30.3	1.77	83	45.42	3.60	2.5
1064	94 L-25	3.54	0.64	499	39.8	1.95	77	49.00	3.80	2.4
1172	ARKOT 8712	3.71	0.59	505	32.3	1.81	82	45.30	3.56	2.5
1104	SG 747	3.64	0.57	484	33.8	1.83	81	47.56	3.81	2.5
1181	MD 841B	3.12	1.20	578	54.5	2.20	67	47.75	3.20	2.0
1177	JAJO 8073	3.69	1.18	522	37.0	1.90	78	45.65	3.38	2.3
1158	PSC 355	3.49	1.16	514	34.5	1.85	81	45.01	3.38	2.3
1178	JAJO 8185	3.66	1.16	487	34.0	1.84	80	47.59	3.80	2.5
1176	JAJO 8067	3.71	0.56	503	35.0	1.86	80	46.42	3.57	2.4
.	LSD	0.43	0.32	62.0	15.7	0.30	12	6.56	0.77	0.4

TIFTON, GA

VARIETY CODE	VARIETY NAME	LINT YIELD (lb/acre)	BOLL SIZE (g/boll)	LINT PERCENT	SEED INDEX	YARN TENACITY (mN/TEX)	DIGITAL FIBROGRAPH 2.5% S.L. (inches)	50% S.L. (inches)	STELOMETER T1 (mN/tex)	E1 (%)
1174	DPL 491	863	5.56	47.1	.	122	1.09	0.51	216	7.3
1176	JAJO 8067	860	5.42	44.5	.	133	1.16	0.56	224	6.4
1173	ASCI 0223	843	5.63	47.8	.	127	1.05	0.50	231	6.9
1140	DELTA PEARL	769	4.71	42.2	.	115	1.12	0.51	208	6.7
1158	PSC 355	754	4.50	42.4	.	116	1.05	0.50	219	7.9
1171	94 J 3	744	5.14	39.2	.	138	1.12	0.54	240	7.1
1150	PSC 952	742	5.22	42.7	.	120	1.07	0.51	209	7.4
1175	FIBERMAX 966	738	5.52	42.2	.	143	1.13	0.55	239	6.7
1009	NU 33 B	723	4.72	39.8	.	114	1.04	0.49	203	7.9
1178	JAJO 8185	721	5.24	43.9	.	121	1.09	0.52	207	8.4
1104	SG 747	703	5.02	43.5	.	110	1.07	0.51	188	8.7
1177	JAJO 8073	686	5.32	42.7	.	123	1.06	0.50	195	7.0
1180	SS 9907	660	4.55	42.0	.	111	1.05	0.49	225	7.3
1181	MD 841B	652	5.10	42.8	.	111	1.01	0.50	218	6.5
1172	ARKOT 8712	597	5.18	41.2	.	116	1.05	0.51	204	6.9
1179	SS 9904	587	5.21	39.9	.	116	1.05	0.50	208	6.0
1064	94 L-25	584	4.98	43.4	.	117	1.11	0.52	221	6.7
773	ACALA MAXXA	416	4.92	42.9	.	138	1.09	0.48	221	7.3
.	LSD	140	0.69	2.5	.	13	0.04	0.03	16	1.0

SL - HVI Starlab (Calibrated to USDA SL - HVI Std.)

VARIETY	VARIETY	MICRONAIRE	2.5% S.L.	UNIFORMITY	STRENGTH	COLORIMETER HUNTER'S	MICRONAIRE	SEED YIELD	OIL
---------	---------	------------	-----------	------------	----------	----------------------	------------	------------	-----

CODE	NAME	(Reading)	(in.)	(%)	(g/tex)	E	Rd	b	(Reading)	(lb/ac)	(%)
1174	DPL 491	5.55	1.00	80.6	31.5	8.8	68.5	8.4	5.70	881	18.61
1176	JAJO 8067	4.50	1.15	82.5	33.5	8.8	72.5	8.1	4.55	932	18.80
1173	ASCI 0223	5.05	1.00	80.2	32.0	8.5	73.5	8.1	5.15	864	19.14
1140	DELTA PEARL	5.15	1.10	81.1	30.5	8.2	62.0	4.3	5.35	1024	18.35
1158	PSC 355	5.15	1.00	81.8	34.0	9.9	67.5	8.6	5.35	979	18.29
1171	94 J 3	5.15	1.10	82.5	31.5	9.2	73.0	9.2	5.30	986	20.78
1150	PSC 952	5.00	1.05	81.1	30.0	9.2	74.5	9.4	5.35	887	18.22
1175	FIBERMAX 966	4.45	1.10	83.0	36.0	8.3	78.0	8.1	4.75	1086	18.54
1009	NU 33 B	4.85	1.00	80.2	30.0	8.9	67.0	6.2	5.05	1007	19.40
1178	JAJO 8185	4.75	1.05	82.0	31.0	9.1	74.0	9.4	4.80	820	15.44
1104	SG 747	5.05	1.10	80.7	28.5	9.0	72.5	8.6	5.35	792	16.27
1177	JAJO 8073	5.00	1.05	80.0	30.5	9.3	73.0	9.9	5.20	870	19.36
1180	SS 9907	5.15	1.05	81.3	34.0	8.9	67.0	7.1	5.10	861	18.98
1181	MD 841B	5.40	1.00	79.5	34.5	9.3	72.0	9.5	5.65	891	19.15
1172	ARKOT 8712	5.45	1.05	80.9	31.5	9.0	71.0	9.0	5.65	828	19.71
1179	SS 9904	4.90	1.05	80.6	31.5	8.4	71.0	8.9	4.90	930	18.31
1064	94 L-25	4.80	1.10	79.9	31.5	7.7	69.0	8.1	4.60	598	17.26
773	ACALA MAXXA	4.20	1.00	80.3	33.5	8.5	75.0	8.8	4.30	502	19.40
.	LSD	0.64	0.09	1.8	2.6	0.5	8.1	2.3	0.76	273	1.24

-----AREALOMETER DATA-----

FREE

VARIETY CODE	VARIETY NAME	NITROGEN (%)	GOSSYPOL (%)	A ---(mm2/mm3)---	D	M I	p (microns)	w (mg/in)	t (microns)	
1174	DPL 491	3.90	0.63	368	9.8	1.30	101	44.15	4.64	3.7
1176	JAJO 8067	3.81	0.41	439	27.0	1.70	85	48.64	4.28	2.8
1173	ASCI 0223	3.88	0.44	395	14.8	1.43	96	45.41	4.46	3.3
1140	DELTA PEARL	3.95	0.46	393	18.0	1.51	93	48.04	4.77	3.3
1158	PSC 355	3.86	0.40	393	22.8	1.61	90	51.46	5.11	3.2
1171	94 J 3	3.96	0.80	400	12.8	1.38	98	43.25	4.18	3.3
1150	PSC 952	4.07	0.37	399	21.5	1.58	90	49.73	4.83	3.2
1175	FIBERMAX 966	3.79	0.39	442	21.3	1.58	90	44.88	3.93	2.8
1009	NU 33 B	3.54	0.64	399	22.5	1.60	89	50.36	4.88	3.2
1178	JAJO 8185	3.73	0.22	411	27.0	1.70	86	52.05	4.90	3.0
1104	SG 747	3.59	0.52	386	23.0	1.62	89	52.64	5.28	3.2
1177	JAJO 8073	3.95	0.53	412	21.3	1.58	90	48.19	4.53	3.1

2000 National Cotton Variety Test

1180	SS 9907	3.73	0.45	394	19.0	1.53	92	48.57	4.77	3.2
1181	MD 841B	3.83	0.46	367	13.5	1.39	97	47.58	5.01	3.6
1172	ARKOT 8712	3.80	0.55	368	18.8	1.53	93	52.01	5.48	3.5
1179	SS 9904	3.67	0.27	410	20.3	1.55	92	47.45	4.50	3.1
1064	94 L-25	3.79	0.43	397	17.3	1.49	94	47.03	4.58	3.2
773	ACALA MAXXA	4.12	0.49	463	31.5	1.79	82	48.51	4.07	2.6
.	LSD	0.17	0.16	51.5	11.3	0.26	10	4.60	0.75	0.6

FLORENCE, SC

VARIETY CODE	VARIETY NAME	LINT YIELD (lb/acre)	BOLL SIZE (g/boll)	LINT PERCENT	SEED INDEX	YARN TENACITY (mN/TEX)	DIGITAL FIBROGRAPH 2.5% S.L. (inches)	50% S.L. (inches)	STELOMETER T1 (mN/tex)	E1 (%)
1180	SS 9907	1035	4.76	40.1	10.2	116	1.15	0.57	209	7.8
1174	DPL 491	1035	5.91	44.6	9.9	142	1.23	0.58	216	8.7
1175	FIBERMAX 966	1027	6.13	43.2	11.4	149	1.20	0.59	242	7.0
1158	PSC 355	983	4.86	41.9	10.5	116	1.17	0.59	201	8.3
1150	PSC 952	930	5.37	42.2	9.7	121	1.14	0.55	208	8.4
1140	DELTA PEARL	926	5.06	41.8	9.7	128	1.22	0.59	209	8.0
1173	ASCI 0223	911	5.80	44.3	5.0	143	1.15	0.55	229	7.2
1178	JAJO 8185	888	5.73	43.1	10.3	119	1.15	0.57	206	9.8
1177	JAJO 8073	880	5.54	42.3	10.0	127	1.21	0.59	197	9.5
1009	NU 33 B	839	5.13	39.0	9.5	126	1.19	0.56	201	9.4
1104	SG 747	804	5.54	42.8	10.3	108	1.13	0.56	172	11.0
1176	JAJO 8067	784	5.63	43.6	9.8	122	1.19	0.59	206	9.2
1181	MD 841B	772	5.02	41.0	10.0	131	1.13	0.56	234	7.8
1171	94 J 3	746	5.63	37.9	11.4	143	1.24	0.59	217	8.0
1172	ARKOT 8712	683	5.54	40.0	10.1	133	1.15	0.59	208	9.9
1179	SS 9904	669	5.36	39.9	10.2	109	1.15	0.57	207	7.3
1064	94 L-25	648	6.68	39.7	12.5	135	1.23	0.58	203	7.0
773	ACALA MAXXA	497	5.36	41.3	11.1	141	1.14	0.58	229	9.2
.	LSD	122	0.28	1.1	1.6	8	0.02	0.01	14	1.2

 SL - HVI Starlab (Calibrated to USDA SL - HVI Std.)

VARIETY CODE	VARIETY NAME	MICRONAIRE (Reading)	2.5% S.L. (in.)	UNIFO- MITY (%)	STRE- NGTH (g/tex)	E	COLORIMETER		MICRONAIRE (Reading)	SEED YIELD (lb/ac)	OIL (%)
							HUNTER'S Rd	b			
1180	SS 9907	5.05	1.10	83.4	32.0	9.3	64.5	9.7	5.15	1536	20.92
1174	DPL 491	4.60	1.20	85.7	32.5	9.1	70.5	9.1	4.85	1283	18.11
1175	FIBERMAX 966	4.80	1.20	84.9	38.0	8.7	69.0	9.2	4.95	1350	21.32
1158	PSC 355	4.90	1.10	84.7	30.5	9.8	66.5	10.0	5.15	1364	20.61
1150	PSC 952	5.05	1.10	83.8	29.0	9.3	64.5	9.0	5.15	1275	20.86
1140	DELTA PEARL	4.70	1.20	84.9	30.5	8.4	72.0	8.2	5.00	1288	19.84
1173	ASCI 0223	4.45	1.10	83.1	32.0	8.5	68.0	8.3	4.60	1143	20.15
1178	JAJO 8185	4.85	1.10	83.9	28.5	9.5	66.0	9.6	5.05	1170	19.26
1177	JAJO 8073	4.25	1.20	85.0	29.0	9.4	68.0	10.5	4.35	1199	21.00
1009	NU 33 B	4.45	1.15	84.2	28.5	9.1	73.0	8.9	4.55	1312	19.64
1104	SG 747	5.00	1.10	82.6	26.0	9.4	70.0	9.1	5.25	1077	17.90
1176	JAJO 8067	4.45	1.20	84.3	32.5	9.5	71.5	9.9	4.60	1014	20.26
1181	MD 841B	4.95	1.10	82.4	33.5	9.1	66.5	10.2	5.30	1111	20.30
1171	94 J 3	4.80	1.20	86.1	34.0	9.4	69.5	9.0	4.70	1222	21.35
1172	ARKOT 8712	4.85	1.10	84.8	31.5	9.6	63.0	8.3	5.05	1024	19.12
1179	SS 9904	4.75	1.10	83.4	29.5	8.5	66.5	10.2	4.70	1001	20.14
1064	94 L-25	4.55	1.20	84.4	31.0	8.2	65.5	9.2	4.75	979	18.81
773	ACALA MAXXA	4.20	1.10	82.7	34.0	8.8	70.5	9.3	4.20	707	20.58
.	LSD	0.35	0.04	1.5	2.9	0.5	5.9	1.2	0.33	162	1.41

 -----AREALOMETER DATA-----

VARIETY CODE	VARIETY NAME	FREE NITROGEN (%)	GOSSYPOL (%)	A		D	M	p	w	t
				---	(mm2/mm3)---					
1180	SS 9907	2.92	1.14	395	21.8	1.59	90	50.55	4.95	3.2
1174	DPL 491	3.00	1.34	424	21.5	1.58	90	46.81	4.27	3.0
1175	FIBERMAX 966	3.03	0.99	417	22.5	1.61	90	48.38	4.49	3.0
1158	PSC 355	3.37	1.23	398	22.5	1.60	90	50.62	4.92	3.1
1150	PSC 952	3.24	1.19	406	32.0	1.80	82	55.80	5.32	3.0
1140	DELTA PEARL	3.09	1.16	421	17.5	1.49	94	44.53	4.10	3.1
1173	ASCI 0223	2.89	0.93	437	20.3	1.56	91	44.72	3.96	2.9

2000 National Cotton Variety Test

1178	JAJO 8185	3.15	1.22	416	25.0	1.66	87	50.00	4.65	3.0
1177	JAJO 8073	3.15	1.22	464	36.0	1.88	79	50.81	4.24	2.6
1009	NU 33 B	2.91	1.31	431	26.5	1.69	86	49.28	4.43	2.8
1104	SG 747	3.12	1.05	403	20.8	1.57	91	48.92	4.71	3.1
1176	JAJO 8067	3.22	0.95	438	28.8	1.74	85	49.82	4.41	2.8
1181	MD 841B	3.21	1.26	397	18.5	1.52	93	47.95	4.67	3.2
1171	94 J 3	3.24	1.45	426	17.8	1.50	93	44.22	4.02	3.0
1172	ARKOT 8712	3.15	1.00	398	18.0	1.51	93	47.47	4.61	3.2
1179	SS 9904	3.27	0.85	433	26.8	1.70	86	49.26	4.40	2.8
1064	94 L-25	3.24	1.12	428	26.5	1.69	86	49.57	4.47	2.9
773	ACALA MAXXA	3.71	0.87	464	31.8	1.80	82	48.68	4.07	2.6
.	LSD	0.28	0.19	21.0	7.7	0.16	6	4.56	0.49	0.2

ROCKY MOUNT, NC

VARIETY CODE	VARIETY NAME	LINT	BOLL	LINT PERCENT	SEED INDEX	YARN	DIGITAL FIBROGRAPH		STELOMETER	
		YIELD (lb/acre)	SIZE (g/boll)			TENACITY (mN/TEX)	2.5% S.L. (inches)	50% S.L. (inches)	T1 (mN/tex)	E1 (%)
1140	DELTA PEARL	1451	5.00	45.8	8.7
1178	JAJO 8185	1448	5.85	46.5	10.1
1158	PSC 355	1417	4.75	44.2	9.0
1175	FIBERMAX 966	1315	6.40	43.8	11.1
1150	PSC 952	1315	5.30	44.8	9.3
1104	SG 747	1294	5.75	44.4	10.0
1173	ASCI 0223	1281	5.65	45.8	8.8
1181	MD 841B	1243	4.80	43.7	9.1
1172	ARKOT 8712	1236	5.45	43.2	10.1
1177	JAJO 8073	1232	5.80	43.6	9.9
1176	JAJO 8067	1227	5.65	47.4	9.0
1171	94 J 3	1190	5.75	39.5	11.4
1180	SS 9907	1183	4.80	43.2	9.3
1174	DPL 491	1182	6.00	45.9	9.6
1009	NU 33 B	1055	4.55	40.4	8.7

2000 National Cotton Variety Test

1158	PSC 355
1175	FIBERMAX 966
1150	PSC 952
1104	SG 747
1173	ASCI 0223
1181	MD 841B
1172	ARKOT 8712
1177	JAJO 8073
1176	JAJO 8067
1171	94 J 3
1180	SS 9907
1174	DPL 491
1009	NU 33 B
1179	SS 9904
1064	94 L-25
773	ACALA MAXXA
.	LSD

BELLE MINA, AL

VARIETY CODE	VARIETY NAME	LINT YIELD (lb/acre)	BOLL SIZE (g/boll)	LINT PERCENT	SEED INDEX	YARN TENACITY (mN/TEX)	DIGITAL FIBROGRAPH 2.5% S.L. (inches)	50% S.L. (inches)	STELOMETER T1 (mN/tex)	E1 (%)
1178	JAJO 8185	674	5.25	45.9	9.4	118	1.06	0.52	196	8.9
1174	DPL 491	643	5.74	45.2	9.2	137	1.11	0.55	228	6.6
1104	SG 747	618	5.01	45.0	9.2	106	1.05	0.50	177	7.8
1177	JAJO 8073	612	5.28	44.6	9.7	130	1.06	0.52	214	7.9
1176	JAJO 8067	600	5.19	46.3	9.4	133	1.10	0.54	215	5.8
1173	ASCI 0223	597	6.12	44.1	9.8	142	1.04	0.50	226	6.1
1181	MD 841B	590	4.96	41.6	9.7	134	1.02	0.51	242	5.8
1158	PSC 355	587	4.32	42.8	9.3	120	1.05	0.51	211	8.1
1009	NU 33 B	579	4.72	40.4	9.2	124	1.09	0.53	205	7.4

1150	PSC 952	573	4.64	43.4	8.9	115	1.03	0.50	197	7.3
1172	ARKOT 8712	564	5.22	43.0	10.4	130	1.10	0.53	206	7.6
1140	DELTA PEARL	562	4.66	41.6	8.8	121	1.11	0.54	209	6.1
1180	SS 9907	540	4.29	42.5	9.0	119	1.04	0.51	216	8.1
1064	94 L-25	532	5.49	42.6	11.4	128	1.07	0.50	205	5.6
1179	SS 9904	521	4.87	41.4	9.7	124	1.07	0.52	210	5.9
1171	94 J 3	517	5.33	39.7	10.9	145	1.11	0.54	238	7.4
1175	FIBERMAX 966	486	5.93	43.1	10.7	151	1.11	0.52	255	4.5
773	ACALA MAXXA	476	5.37	44.5	10.8	154	1.11	0.56	243	6.9
.	LSD	74	0.44	.	0.7	9	0.01	0.02	19	0.7

 SL - HVI Starlab (Calibrated to USDA SL - HVI Std.)

VARIETY CODE	VARIETY NAME	MICRONAIRE (Reading)	2.5% S.L. (in.)	UNIFO- MITY (%)	STRE- NGTH (g/tex)	E	COLORIMETER		SEED MICRONAIRE (Reading)	SEED YIELD (lb/ac)	OIL (%)
							HUNTER'S Rd	b			
1178	JAJO 8185	5.10	1.10	81.6	29.5	9.6	65.5	8.1	5.25	803	16.86
1174	DPL 491	5.20	1.10	82.5	33.5	8.8	65.0	8.6	5.35	806	17.29
1104	SG 747	5.15	1.10	80.7	27.5	9.1	70.5	10.0	5.30	813	16.11
1177	JAJO 8073	5.15	1.10	81.1	33.0	9.3	66.5	8.6	5.10	720	20.01
1176	JAJO 8067	5.15	1.10	82.5	32.0	9.2	66.5	8.8	5.25	742	19.29
1173	ASCI 0223	5.25	1.00	81.1	33.0	8.7	71.5	8.3	5.40	809	17.58
1181	MD 841B	5.45	1.05	82.1	37.0	9.3	66.5	8.9	5.65	831	20.29
1158	PSC 355	5.10	1.10	81.9	32.0	9.7	65.5	8.0	5.20	751	19.78
1009	NU 33 B	5.15	1.10	81.5	32.0	9.5	66.5	6.7	5.25	909	19.76
1150	PSC 952	5.35	1.05	80.8	30.0	9.5	69.5	9.9	5.55	744	17.66
1172	ARKOT 8712	5.45	1.05	83.0	32.5	9.3	65.5	9.0	5.50	787	17.80
1140	DELTA PEARL	5.00	1.10	81.4	30.5	8.3	72.5	8.2	5.10	744	17.88
1180	SS 9907	5.50	1.05	80.8	34.5	9.6	71.5	9.5	5.50	733	19.30
1064	94 L-25	4.95	1.10	80.9	31.0	8.0	68.5	9.3	4.95	731	18.23
1179	SS 9904	4.85	1.10	80.6	31.5	8.6	72.0	9.0	5.00	809	18.37
1171	94 J 3	5.05	1.10	83.2	33.5	9.1	69.0	7.9	5.05	764	21.78
1175	FIBERMAX 966	4.85	1.10	81.2	34.5	8.2	67.5	7.1	4.90	651	20.05
773	ACALA MAXXA	4.40	1.10	82.7	34.5	8.4	70.5	8.2	4.35	589	19.00
.	LSD	0.27	0.07	1.3	2.1	0.6	5.3	2.0	0.41	127	1.97


 -----AREALOMETER DATA-----

VARIETY CODE	VARIETY NAME	FREE		A --- (mm2/mm3) ---	D	M I	M (%)	p (microns)	w (mg/in)	t (microns)
		NITROGEN (%)	GOSSYPOL (%)							
1178	JAJO 8185	3.77	1.01	387	21.5	1.59	90	51.52	5.16	3.2
1174	DPL 491	4.02	1.09	363	11.5	1.34	99	46.31	4.93	3.8
1104	SG 747	3.65	0.74	380	17.0	1.48	94	49.02	5.00	3.4
1177	JAJO 8073	4.22	0.72	400	21.0	1.58	91	49.37	4.77	3.1
1176	JAJO 8067	4.09	0.46	384	19.3	1.54	92	50.19	5.05	3.3
1173	ASCI 0223	3.70	0.74	381	10.8	1.31	101	43.31	4.40	3.7
1181	MD 841B	3.72	0.87	372	18.8	1.52	92	51.41	5.35	3.4
1158	PSC 355	3.91	0.63	383	16.5	1.46	95	47.58	4.79	3.4
1009	NU 33 B	4.10	0.96	381	16.5	1.47	95	48.50	4.93	3.4
1150	PSC 952	4.22	0.57	378	19.3	1.54	92	50.96	5.21	3.4
1172	ARKOT 8712	4.06	0.98	379	16.8	1.48	94	48.91	5.00	3.4
1140	DELTA PEARL	3.95	0.82	386	14.5	1.42	97	46.24	4.66	3.4
1180	SS 9907	3.49	0.72	368	15.8	1.45	95	49.37	5.18	3.6
1064	94 L-25	3.81	0.47	396	17.0	1.48	94	46.96	4.59	3.2
1179	SS 9904	3.92	0.53	385	17.5	1.50	94	48.75	4.91	3.3
1171	94 J 3	4.05	1.02	389	13.3	1.39	98	44.84	4.46	3.4
1175	FIBERMAX 966	3.73	0.71	390	13.5	1.40	97	44.94	4.46	3.4
773	ACALA MAXXA	4.31	0.53	434	22.0	1.60	90	46.25	4.13	2.9
.	LSD	0.24	0.45	23.6	9.4	0.23	9	7.24	0.81	0.4

[RETURN TO 2000 NCVT COVER PAGE](#)



***Thank you for your interest in the ongoing work of the
National Cotton Variety Test Program.***

 Questions or comments to: ekeene@ars.usda.gov

United States Department of Agriculture

**Agricultural Research Service
Mid-South Area
Crop Genetics and Production Research Unit
National Cotton Variety Test Program
P O Box 345
Stoneville, MS 38776
(662) 686-5241
Fax (662) 686-5218**



Other links:

[Crop Genetics and Production Research Unit Home Page](#)

[Publications of the Crop Genetics & Production Research Unit](#)

[Jamie Whitten Delta States Research Center](#)

**All Internet Versions of the NCVT Publications are accessible through
either the Jamie Whitten Delta States Research Center or the
Crop Genetics and Production Research Unit sites**



2000 National Cotton Variety Test



Crop Genetics & Production Research Unit
P O Box 345
Stoneville, MS 38776

(662) 686-5378
(662) 686-5218 (fax)

National Cotton Variety Tests, 2000
Yield, Boll, Seed, Spinning and Data

2000 ARIZONA REGIONAL COTTON VARIETY TEST

VARIETIES COMBINING LOCATIONS COULD NOT BE STATISTICALLY EVALUATED

INDIVIDUAL COMPONENT DATA COULD NOT BE STATISTICALLY EVALUATED

ARIZONA

LOCATIONS COMBINING VARIETIES

LOCATION	LINT	BOLL	LINT	SEED	YARN	DIGITAL FIBROGRAPH		STELOMETER	
	YIELD	SIZE			TENACITY	2.5% S.L.	50% S.L.	T1	E1
	(lb/acre)	(g/boll)	PERCENT	INDEX	(mN/TEX)	(inches)	(inches)	(mN/tex)	(%)
MARICOPA, AZ	1624	5.26	36.8	10.3	112	1.13	0.51	203	7.0
SAFFORD, AZ	1051	4.99	.	.	110	1.12	0.51	198	7.4

SL - HVI Starlab (Calibrated to USDA SL - HVI Std.)

LOCATION	MICRONAIRE	2.5% S.L.	UNIFORMITY	STRENGTH	E	COLORIMETER		MICRONAIRE	SEED YIELD	OIL
	(Reading)	(in.)	(%)	(g/tex)		Rd	HUNTER'S b			
MARICOPA, AZ	4.89	1.11	81.6	28.1	8.5	71.2	8.5	5.07	2824	19.01
SAFFORD, AZ	4.78	1.11	81.5	28.5	8.7	73.1	8.6	4.91	.	19.63

-----AREALOMETER DATA-----

LOCATION	FREE		A	D	I	M	p	w	t
	NITROGEN (%)	GOSSYPOL (%)							
MARICOPA, AZ	3.59	0.84	403	15.1	1.43	96	44.63	4.30	3.2
SAFFORD, AZ	3.44	0.94	427	17.1	1.48	94	43.82	4.03	3.1

INDIVIDUAL LOCATION DATA

MARICOPA, AZ

VARIETY CODE	VARIETY NAME	LINT	BOLL	LINT PERCENT	SEED INDEX	YARN	DIGITAL FIBROGRAPH		STELOMETER	
		YIELD (lb/acre)	SIZE (g/boll)			TENACITY (mN/TEX)	2.5% S.L. (inches)	50% S.L. (inches)	T1 (mN/tex)	E1 (%)
1097	PAYMASTER PM 1560 BG	1329	5.06	.	.	111	1.13	0.53	192	7.8
1153	DPL 655 BG/RR	1324	4.91	.	.	112	1.13	0.52	210	7.1
1009	NU 33 B	1240	4.85	.	.	105	1.15	0.52	191	8.4
649	DELTAPINE 90	1166	4.87	.	.	117	1.13	0.52	194	7.3
1141	DP 675	1158	4.80	.	.	108	1.12	0.52	198	8.1
1195	SG 125 BRR	1153	5.15	.	.	106	1.08	0.50	184	6.3

1186 AP 7126	1142	4.97	.	.	110	1.14	0.53	193	7.8
1104 SG 747	1135	5.19	.	.	89	1.09	0.51	161	8.8
1194 DP 5690 RR	1108	5.24	.	.	96	1.06	0.48	192	6.5
1103 FIBERMAX 989	1105	5.51	.	.	116	1.11	0.52	206	6.2
1072 GC 303	1094	4.53	.	.	113	1.14	0.50	188	8.1
1185 GC 114	1081	4.78	.	.	105	1.12	0.52	195	6.4
1158 PSC 355	1070	4.51	.	.	108	1.09	0.50	190	8.5
1192 AP 9257	1040	4.77	.	.	108	1.11	0.51	198	7.3
1191 195-208	1017	3.91	.	.	151	1.24	0.54	247	7.9
1189 GA 161	860	5.29	.	.	109	1.17	0.54	212	6.7
1193 BR 535	811	5.34	.	.	89	1.10	0.50	186	7.3
1128 ACALA 1517-99	800	5.24	.	.	119	1.13	0.52	220	6.8
773 ACALA MAXXA	788	5.51	.	.	134	1.15	0.53	214	6.5
1019 ALL TEX ATLAS	608	5.33	.	.	105	1.07	0.51	191	8.2
. LSD	147	0.90	.	.	17	0.04	0.03	13	1.2

 SL - HVI Starlab (Calibrated to USDA SL - HVI Std.)

VARIETY CODE	VARIETY NAME	MICRONAIRE (Reading)	2.5% S.L. (in.)	UNIFO- MITY (%)	STRE- NGTH (g/tex)	E	COLORIMETER		SEED YIELD (lb/ac)	OIL (%)
							HUNTER'S Rd	MICRONAIRE b		
1097 PAYMASTER PM 1560 BG		4.75	1.10	82.4	28.5	8.9	76.0	8.7	4.85	.
1153 DPL 655 BG/RR		4.75	1.10	81.5	29.0	8.6	78.5	8.6	4.80	20.51
1009 NU 33 B		4.70	1.10	82.2	26.5	8.7	77.5	8.5	4.80	21.85
649 DELTAPINE 90		4.50	1.10	81.2	29.0	8.1	70.0	7.4	4.65	20.43
1141 DP 675		4.60	1.15	82.2	29.5	8.9	75.0	9.0	4.85	20.78
1195 SG 125 BRR		5.00	1.00	80.9	25.0	8.9	75.0	8.2	5.20	20.81
1186 AP 7126		4.80	1.10	81.6	26.5	8.7	73.5	6.9	4.90	18.36
1104 SG 747		5.35	1.10	81.6	26.0	9.0	71.0	8.6	5.55	17.87
1194 DP 5690 RR		5.15	1.00	78.9	27.5	8.7	74.5	9.1	5.35	19.16
1103 FIBERMAX 989		4.70	1.10	81.5	29.5	8.3	71.5	8.6	4.80	21.25
1072 GC 303		4.70	1.10	81.4	27.0	8.8	76.5	8.7	4.70	21.39
1185 GC 114		4.90	1.10	81.4	29.0	8.6	71.0	9.1	5.00	17.69
1158 PSC 355		5.10	1.07	81.7	28.7	9.8	70.7	8.6	5.40	19.55
1192 AP 9257		4.70	1.10	82.1	27.0	8.7	75.0	8.0	4.90	20.08
1191 195-208		4.10	1.25	82.0	34.0	8.9	62.0	10.5	4.10	16.90
1189 GA 161		4.55	1.15	82.5	28.0	8.5	77.0	8.8	4.80	17.13
1193 BR 535		5.20	1.10	80.0	27.0	8.7	74.0	9.2	5.55	19.76

1128	ACALA 1517-99	4.65	1.15	81.3	30.5	8.7	70.5	8.5	4.65	.	19.22
773	ACALA MAXXA	4.30	1.20	83.4	32.0	8.5	70.0	8.5	4.30	.	19.21
1019	ALL TEX ATLAS	5.05	1.05	79.7	29.0	9.2	72.0	8.8	5.15	.	19.71
.	LSD	0.33	0.11	2.6	2.2	0.5	7.4	1.5	0.35	.	20.96
										1.30	

-----AREALOMETER DATA-----

VARIETY CODE	VARIETY NAME	NITROGEN (%)	FREE GOSSYPOL (%)	A D --- (mm2/mm3) ---		M I (%)	p (microns)	w (mg/in)	t (microns)	
1097	PAYMASTER PM 1560 BG	3.39	1.21	
1153	DPL 655 BG/RR	3.16	0.99	
1009	NU 33 B	3.09	1.14	416	19.5	1.54	92	46.33	4.32	3.1
649	DELTAPINE 90	3.18	1.08
1141	DP 675	3.32	1.04
1195	SG 125 BRR	3.43	0.75
1186	AP 7126	3.39	0.86
1104	SG 747	3.58	0.88	429	17.5	1.50	94	44.45	4.13	3.1
1194	DP 5690 RR	3.11	0.99
1103	FIBERMAX 989	3.79	0.83
1072	GC 303	3.32	1.06
1185	GC 114	3.61	1.14
1158	PSC 355	3.66	1.12
1192	AP 9257	3.49	0.62
1191	195-208	3.44	0.91
1189	GA 161	3.36	1.03
1193	BR 535	3.49	0.92
1128	ACALA 1517-99	3.63	0.61
773	ACALA MAXXA	3.87	0.73	468	18.0	1.50	93	40.34	3.33	2.7
1019	ALL TEX ATLAS	3.48	1.01	394	13.3	1.39	98	44.16	4.33	3.4
.	LSD	0.32	0.25	162	20.8	0.51	19	25.65	4.20	0.6

VARIETY CODE	VARIETY NAME	LINT YIELD (lb/acre)	BOLL SIZE (g/boll)	LINT PERCENT	SEED INDEX	YARN TENACITY (mN/TEX)	DIGITAL FIBROGRAPH		STELOMETER	
							2.5% S.L. (inches)	50% S.L. (inches)	T1 (mN/tex)	E1 (%)
1104	SG 747	2050	5.66	38.9	10.6	95	1.10	0.50	166	7.8
1009	NU 33 B	1835	5.00	36.0	9.5	97	1.11	0.50	204	7.5
971	STV 474	1821	5.27	39.6	10.5	114	1.13	0.52	188	7.5
1186	AP 7126	1752	5.15	37.8	9.8	109	1.14	0.50	192	6.9
762	GC-377	1744	4.85	38.4	8.6	114	1.14	0.52	187	7.8
1187	HS 12	1733	5.15	35.8	10.0	107	1.13	0.50	221	6.2
1152	DPL 458 BG/RR	1729	5.31	38.0	9.1	102	1.13	0.49	200	7.0
1141	DP 675	1673	5.26	37.7	9.8	112	1.13	0.54	202	7.3
1159	PSC 952	1628	4.99	37.6	9.4	125	1.14	0.52	213	7.0
1158	PSC 355	1627	4.72	36.1	10.1	110	1.11	0.54	201	8.4
1097	PAYMASTER PM 1560 BG	1626	5.30	37.1	9.9	113	1.15	0.52	201	6.8
1190	PSC 413	1602	4.90	35.1	10.2	105	1.15	0.51	185	8.2
1185	GC 114	1598	4.54	33.9	10.6	117	1.14	0.55	199	6.8
1140	DELTA PEARL	1544	4.60	38.0	8.8	109	1.11	0.50	200	6.2
1189	GA 161	1531	5.85	35.6	12.0	105	1.12	0.54	192	8.0
1188	GA 894	1505	6.07	34.9	12.0	106	1.13	0.51	217	6.8
1175	FIBERMAX 966	1489	5.90	36.6	12.0	138	1.15	0.54	233	5.5
1103	FIBERMAX 989	1445	5.69	36.5	10.9	123	1.15	0.51	223	5.7
1019	ALL TEX ATLAS	1323	5.44	34.4	10.8	113	1.12	0.51	202	6.5
773	ACALA MAXXA	1234	5.54	37.7	12.0	133	1.14	0.51	226	6.6
.	LSD	122	0.48	3.6	0.8	15	0.04	0.03	18	1.0

SL - HVI Starlab (Calibrated to USDA SL - HVI Std.)

VARIETY CODE	VARIETY NAME	MICRONAIRE (Reading)	2.5% S.L. (in.)	UNIFORMITY (%)	STRENGTH (g/tex)	SEED YIELD (lb/ac)	COLORIMETER HUNTER'S		OIL (%)	
							Rd	b		
1104	SG 747	5.35	1.05	80.2	24.5	8.9	73.0	9.8	5.55	18.35
1009	NU 33 B	4.80	1.10	81.7	28.0	8.6	72.0	8.2	5.00	19.43
971	STV 474	5.10	1.10	82.2	27.0	8.7	69.0	9.4	5.20	19.82
1186	AP 7126	4.80	1.10	79.8	26.0	8.3	72.0	8.4	5.10	15.96
762	GC-377	4.80	1.10	82.1	27.0	8.6	73.0	8.2	5.00	15.93
1187	HS 12	5.00	1.10	80.4	28.5	8.2	73.0	8.5	5.10	18.43

2000 National Cotton Variety Test

1152	DPL 458 BG/RR	4.85	1.10	81.2	26.5	8.7	72.5	8.1	5.95	2823	17.27
1141	DP 675	4.80	1.10	81.8	30.5	8.7	70.0	8.7	5.00	2770	19.23
1159	PSC 952	4.80	1.20	82.3	28.0	7.7	72.5	8.6	4.95	2723	20.73
1158	PSC 355	5.10	1.10	82.7	28.5	9.7	71.0	9.0	5.15	2921	20.52
1097	PAYMASTER PM 1560 BG	4.75	1.10	82.4	26.5	8.6	74.0	8.4	4.65	2789	19.69
1190	PSC 413	4.90	1.15	82.6	26.5	8.9	68.5	8.8	5.05	3016	19.98
1185	GC 114	4.85	1.10	82.9	26.5	8.1	74.0	9.5	4.80	3182	20.14
1140	DELTA PEARL	4.90	1.10	79.9	27.5	7.7	64.0	6.3	5.05	2548	16.80
1189	GA 161	4.95	1.10	82.1	26.5	8.6	69.0	7.3	5.15	2789	19.30
1188	GA 894	4.95	1.10	81.5	30.5	8.2	72.5	9.2	5.00	2946	19.16
1175	FIBERMAX 966	4.80	1.10	82.7	33.0	7.8	71.0	7.5	4.90	2611	20.39
1103	FIBERMAX 989	4.75	1.10	81.7	29.5	8.0	73.5	9.0	4.90	2565	20.67
1019	ALL TEX ATLAS	5.00	1.10	80.7	29.0	8.8	68.0	8.0	5.10	2520	19.39
773	ACALA MAXXA	4.57	1.13	82.2	31.7	8.6	72.3	8.9	4.73	2057	19.12
.	LSD	0.35	0.08	2.5	2.9	0.6	5.7	1.5	0.79	542	1.49

-----AREALOMETER DATA-----


VARIETY CODE	VARIETY NAME	FREE		A --- (mm2/mm3) ---	D	M I	p (microns)	w (mg/in)	t (microns)	
		NITROGEN (%)	GOSSYPOL (%)							
1104	SG 747	3.55	0.83	379	15.8	1.45	96	47.98	4.90	3.4
1009	NU 33 B	3.30	0.93	392	8.5	1.27	102	40.49	3.99	3.5
971	STV 474	3.61	1.27
1186	AP 7126	3.46	0.72
762	GC-377	3.55	0.75
1187	HS 12	3.42	0.83
1152	DPL 458 BG/RR	3.47	0.85
1141	DP 675	3.75	0.81
1159	PSC 952	3.84	0.94
1158	PSC 355	3.76	0.86
1097	PAYMASTER PM 1560 BG	3.38	0.95
1190	PSC 413	3.54	1.01
1185	GC 114	3.79	1.02
1140	DELTA PEARL	3.58	0.60
1189	GA 161	3.70	0.82
1188	GA 894	3.68	0.83
1175	FIBERMAX 966	3.64	0.56
1103	FIBERMAX 989	3.77	0.74

1019 ALL TEX ATLAS	3.18	0.81	411	15.3	1.45	96	44.08	4.16	3.2
773 ACALA MAXXA	3.85	0.63	430	20.8	1.57	91	45.99	4.17	2.9
. LSD	0.25	0.12	94.8	8.7	0.21	9	11.59	1.92	0.7

[RETURN TO 2000 NCVT COVER PAGE](#)



***Thank you for your interest in the ongoing work of the
National Cotton Variety Test Program.***

 Questions or comments to: ekeene@ars.usda.gov

United States Department of Agriculture

**Agricultural Research Service
Mid-South Area
Crop Genetics and Production Research Unit
National Cotton Variety Test Program
P O Box 345
Stoneville, MS 38776
(662) 686-5241
Fax (662) 686-5218**



Other links:

[Crop Genetics and Production Research Unit Home Page](#)

[Publications of the Crop Genetics & Production Research Unit](#)

[Jamie Whitten Delta States Research Center](#)

**All Internet Versions of the NCVT Publications are accessible through
either the Jamie Whitten Delta States Research Center or the
Crop Genetics and Production Research Unit sites**



2000 National Cotton Variety Test



Crop Genetics & Production Research Unit
P O Box 345
Stoneville, MS 38776

(662) 686-5378
(662) 686-5218 (fax)

National Cotton Variety Tests, 2000
Yield, Boll, Seed, Spinning and Data

2000 PIMA REGIONAL COTTON VARIETY TEST

PIMA

VARIETIES COMBINING LOCATIONS

VARIETY CODE	VARIETY NAME	LINT	BOLL	LINT PERCENT	SEED INDEX	YARN TENACITY (mN/TEX)	DIGITAL FIBROGRAPH		STELOMETER	
		YIELD (lb/acre)	SIZE (g/boll)				2.5% S.L. (inches)	50% S.L. (inches)	T1 (mN/tex)	E1 (%)
1182	DPL 744	1403	3.37	38.0	12.3	189	1.40	0.66	306	7.3
974	CONQUISTADOR	1375	3.12	.	11.6	183	1.37	0.66	306	7.9
1184	UA-5	1357	.	36.1	.	190	1.40	0.65	310	7.5
1108	OA 325 (DP-HTO)	1347	3.38	40.6	11.3	180	1.36	0.64	297	7.5
1107	NMSI 1331	1339	3.84	.	12.8	165	1.45	0.68	264	7.0
615	PIMA S-7	1306	3.23	37.7	12.1	187	1.39	0.65	314	7.1
1109	OA 361 (DP-WHITE)	1267	.	38.4	.	183	1.37	0.66	295	7.6
1113	PHY 57	1266	3.25	37.0	12.5	189	1.39	0.66	304	7.4
975	CHANEY RANCH 252	1182	.	37.7	.	184	1.39	0.66	304	7.9

471	PIMA S-6	1105	3.36	.	12.4	174	1.40	0.69	288	8.0
-----	----------	------	------	---	------	-----	------	------	-----	-----

SL - HVI Starlab (Calibrated to USDA SL - HVI Std.)

VARIETY CODE	VARIETY NAME	MICRONAIRE (Reading)	2.5% S.L. (in.)	UNIFO- MITY (%)	STRE- NGTH (g/tex)	E	COLORIMETER HUNTER'S		MICRONAIRE (Reading)	SEED YIELD (lb/ac)	OIL (%)
							Rd	b			
1182	DPL 744	4.14	1.32	87.7	45.5	9.5	66.8	10.9	4.18	2288	21.14
974	CONQUISTADOR	5.10	1.30	86.7	47.5	10.0	60.5	11.5	5.10	.	22.72
1184	UA-5	4.00	1.35	88.2	44.5	9.0	63.8	11.0	3.83	2389	21.98
1108	OA 325 (DP-HTO)	4.28	1.31	87.3	45.1	9.7	65.6	11.4	4.18	1975	21.68
1107	NMSI 1331	4.95	1.40	89.7	43.0	10.0	63.0	11.0	4.75	.	21.42
615	PIMA S-7	4.18	1.33	88.2	49.1	9.7	64.6	11.2	4.16	2102	21.21
1109	OA 361 (DP-WHITE)	4.15	1.30	87.7	45.4	9.7	68.0	10.1	4.04	2030	20.66
1113	PHY 57	3.97	1.32	88.2	47.4	9.8	66.7	10.9	3.85	2162	20.57
975	CHANEY RANCH 252	4.03	1.31	88.0	43.0	9.7	64.6	11.5	3.96	1951	21.01
471	PIMA S-6	4.40	1.30	87.9	42.0	10.0	61.0	12.0	4.75	.	21.73

-----AREALOMETER DATA-----

VARIETY CODE	VARIETY NAME	FREE NITROGEN (%)	GOSSYPOL (%)	A ---(mm2/mm3)---	D	M (%)	p (microns)	w (mg/in)	t (microns)	
1182	DPL 744	3.80	0.82	
974	CONQUISTADOR	3.59	0.79	423	7.5	1.24	103	36.72	3.36	3.4
1184	UA-5	3.63	0.92
1108	OA 325 (DP-HTO)	3.84	0.68	439	11.8	1.34	100	38.02	3.35	3.2
1107	NMSI 1331	3.55	0.70	460	17.0	1.48	94	40.36	3.39	2.8
615	PIMA S-7	3.76	0.69	476	17.4	1.49	94	39.32	3.21	2.7
1109	OA 361 (DP-WHITE)	3.70	0.88
1113	PHY 57	3.85	0.69
975	CHANEY RANCH 252	3.78	0.76
471	PIMA S-6	3.72	0.68	435	14.3	1.42	96	40.89	3.64	3.0

PIMA
INDIVIDUAL COMPONENT DATA

BOLL SIZE, GRAM PER BOLL

NMSI 1331	3.84
OA 325 (DP-HTO)	3.38
DPL 744	3.37
PIMA S-6	3.36
PHY 57	3.25
PIMA S-7	3.23
CONQUISTADOR	3.12
CHANEY RANCH 252	.
OA 361 (DP-WHITE)	.
UA-5	.

LINT PERCENT

OA 325 (DP-HTO)	40.6
OA 361 (DP-WHITE)	38.4
DPL 744	38.0
PIMA S-7	37.7
CHANEY RANCH 252	37.7
PHY 57	37.0
UA-5	36.1
NMSI 1331	.
PIMA S-6	.
CONQUISTADOR	.

SEED INDEX

NMSI 1331	12.8
PHY 57	12.5
PIMA S-6	12.4
DPL 744	12.3
PIMA S-7	12.1
CONQUISTADOR	11.6
OA 325 (DP-HTO)	11.3
OA 361 (DP-WHITE)	.
CHANEY RANCH 252	.
UA-5	.

2.5% S.L. (INCHES)

NMSI 1331	1.40
UA-5	1.35
PIMA S-7	1.33
PHY 57	1.32
DPL 744	1.32
CHANEY RANCH 252	1.31
OA 325 (DP-HTO)	1.31
PIMA S-6	1.30
CONQUISTADOR	1.30
OA 361 (DP-WHITE)	1.30

UR (PERCENT)

NMSI 1331	89.7
PHY 57	88.2
PIMA S-7	88.2
UA-5	88.2
CHANEY RANCH 252	88.0
PIMA S-6	87.9
DPL 744	87.7
OA 361 (DP-WHITE)	87.7
OA 325 (DP-HTO)	87.3
CONQUISTADOR	86.7

STRENGTH (G/TEX)

PIMA S-7	49.1
CONQUISTADOR	47.5
PHY 57	47.4
DPL 744	45.5
OA 361 (DP-WHITE)	45.4
OA 325 (DP-HTO)	45.1
UA-5	44.5
NMSI 1331	43.0
CHANEY RANCH 252	43.0
PIMA S-6	42.0

E		MICRONAIRE (SL-HVI)		COLORIMETER - Rd	
CONQUISTADOR	10.0	CONQUISTADOR	5.10	OA 361 (DP-WHITE)	68.0
NMSI 1331	10.0	NMSI 1331	4.75	DPL 744	66.8
PIMA S-6	10.0	PIMA S-6	4.75	PHY 57	66.7
PHY 57	9.8	DPL 744	4.18	OA 325 (DP-HTO)	65.6
PIMA S-7	9.7	OA 325 (DP-HTO)	4.18	CHANEY RANCH 252	64.6
OA 325 (DP-HTO)	9.7	PIMA S-7	4.16	PIMA S-7	64.6
CHANEY RANCH 252	9.7	OA 361 (DP-WHITE)	4.04	UA-5	63.8
OA 361 (DP-WHITE)	9.7	CHANEY RANCH 252	3.96	NMSI 1331	63.0
DPL 744	9.5	PHY 57	3.85	PIMA S-6	61.0
UA-5	9.0	UA-5	3.83	CONQUISTADOR	60.5

COLORIMETER - b		MICRONAIRE		STELOMETER - E1	
PIMA S-6	12.0	CONQUISTADOR	5.10	PIMA S-6	8.0
CHANEY RANCH 252	11.5	NMSI 1331	4.95	CONQUISTADOR	7.9
CONQUISTADOR	11.5	PIMA S-6	4.40	CHANEY RANCH 252	7.9
OA 325 (DP-HTO)	11.4	OA 325 (DP-HTO)	4.28	OA 361 (DP-WHITE)	7.6
PIMA S-7	11.2	PIMA S-7	4.18	OA 325 (DP-HTO)	7.5
UA-5	11.0	OA 361 (DP-WHITE)	4.15	UA-5	7.5
NMSI 1331	11.0	DPL 744	4.14	PHY 57	7.4
DPL 744	10.9	CHANEY RANCH 252	4.03	DPL 744	7.3
PHY 57	10.9	UA-5	4.00	PIMA S-7	7.1
OA 361 (DP-WHITE)	10.1	PHY 57	3.97	NMSI 1331	7.0

STELOMETER - T1		FIBROGRAPH--50% S.L.		FIBROGRAPH--2.5% S.L.	
PIMA S-7	314	PIMA S-6	0.69	NMSI 1331	1.45
UA-5	310	NMSI 1331	0.68	DPL 744	1.40
CONQUISTADOR	306	CHANEY RANCH 252	0.66	PIMA S-6	1.40
DPL 744	306	PHY 57	0.66	UA-5	1.40
PHY 57	304	DPL 744	0.66	CHANEY RANCH 252	1.39

CHANEY RANCH 252	304	CONQUISTADOR	0.66	PIMA S-7	1.39
OA 325 (DP-HTO)	297	OA 361 (DP-WHITE)	0.66	PHY 57	1.39
OA 361 (DP-WHITE)	295	PIMA S-7	0.65	CONQUISTADOR	1.37
PIMA S-6	288	UA-5	0.65	OA 361 (DP-WHITE)	1.37
NMSI 1331	264	OA 325 (DP-HTO)	0.64	OA 325 (DP-HTO)	1.36

 YARN TENACITY

 AREALOMETER - A (mm²/mm³)

 AREALOMETER - D (mm²/mm³)

UA-5	190	PIMA S-7	476	PIMA S-7	17.4
DPL 744	189	NMSI 1331	460	NMSI 1331	17.0
PHY 57	189	OA 325 (DP-HTO)	439	PIMA S-6	14.3
PIMA S-7	187	PIMA S-6	435	OA 325 (DP-HTO)	11.8
CHANEY RANCH 252	184	CONQUISTADOR	423	CONQUISTADOR	7.5
CONQUISTADOR	183	UA-5	.	UA-5	.
OA 361 (DP-WHITE)	183	DPL 744	.	DPL 744	.
OA 325 (DP-HTO)	180	PHY 57	.	PHY 57	.
PIMA S-6	174	CHANEY RANCH 252	.	CHANEY RANCH 252	.
NMSI 1331	165	OA 361 (DP-WHITE)	.	OA 361 (DP-WHITE)	.

 AREALOMETER - I

 AREALOMETER - M (PERCENT)

 AREALOMETER - p (Microns)

PIMA S-7	1.49	CONQUISTADOR	103	PIMA S-6	40.89
NMSI 1331	1.48	OA 325 (DP-HTO)	100	NMSI 1331	40.36
PIMA S-6	1.42	PIMA S-6	96	PIMA S-7	39.32
OA 325 (DP-HTO)	1.34	NMSI 1331	94	OA 325 (DP-HTO)	38.02
CONQUISTADOR	1.24	PIMA S-7	94	CONQUISTADOR	36.72
UA-5	.	UA-5	.	UA-5	.
DPL 744	.	DPL 744	.	DPL 744	.
PHY 57	.	PHY 57	.	PHY 57	.
CHANEY RANCH 252	.	CHANEY RANCH 252	.	CHANEY RANCH 252	.
OA 361 (DP-WHITE)	.	OA 361 (DP-WHITE)	.	OA 361 (DP-WHITE)	.

AREALOMETER - w (MG/INCH)		AREALOMETER - t (MICRONS)		SEED YIELD (LB/ACRE)	
PIMA S-6	3.64	CONQUISTADOR	3.4	UA-5	2389
NMSI 1331	3.39	OA 325 (DP-HTO)	3.2	DPL 744	2288
CONQUISTADOR	3.36	PIMA S-6	3.0	PHY 57	2162
OA 325 (DP-HTO)	3.35	NMSI 1331	2.8	PIMA S-7	2102
PIMA S-7	3.21	PIMA S-7	2.7	OA 361 (DP-WHITE)	2030
UA-5	.	UA-5	.	OA 325 (DP-HTO)	1975
DPL 744	.	DPL 744	.	CHANEY RANCH 252	1951
PHY 57	.	PHY 57	.	CONQUISTADOR	.
CHANEY RANCH 252	.	CHANEY RANCH 252	.	NMSI 1331	.
OA 361 (DP-WHITE)	.	OA 361 (DP-WHITE)	.	PIMA S-6	.

OIL (PERCENT)		NITROGEN (PERCENT)		FREE GOSSYPOL (PERCENT)	
CONQUISTADOR	22.72	PHY 57	3.85	UA-5	0.92
UA-5	21.98	OA 325 (DP-HTO)	3.84	OA 361 (DP-WHITE)	0.88
PIMA S-6	21.73	DPL 744	3.80	DPL 744	0.82
OA 325 (DP-HTO)	21.68	CHANEY RANCH 252	3.78	CONQUISTADOR	0.79
NMSI 1331	21.42	PIMA S-7	3.76	CHANEY RANCH 252	0.76
PIMA S-7	21.21	PIMA S-6	3.72	NMSI 1331	0.70
DPL 744	21.14	OA 361 (DP-WHITE)	3.70	PIMA S-7	0.69
CHANEY RANCH 252	21.01	UA-5	3.63	PHY 57	0.69
OA 361 (DP-WHITE)	20.66	CONQUISTADOR	3.59	PIMA S-6	0.68
PHY 57	20.57	NMSI 1331	3.55	OA 325 (DP-HTO)	0.68

PIMA

LOCATIONS COMBINING VARIETIES

LOCATION	LINT	BOLL	LINT	SEED	YARN	DIGITAL FIBROGRAPH		STELOMETER	
	YIELD	SIZE			TENACITY	2.5% S.L.	50% S.L.	T1	E1
	(lb/acre)	(g/boll)	PERCENT	INDEX	(mN/TEX)	(inches)	(inches)	(mN/tex)	(%)
W SIDE FIELD STATION, CA	1779	.	37.8	.	184	1.39	0.66	298	7.6
LAS CRUCES, NM	1328	3.50	.	11.9	176	1.38	0.66	294	7.4
KINGS COUNTY	1325	.	38.2	.	186	1.39	0.66	306	7.3
MARICOPA, AZ	1308	3.16	38.5	12.2	183	1.37	0.65	308	6.4
FRESNO COUNTY	1189	.	38.7	.	190	1.38	0.66	315	7.5
KERN, CA	1147	.	38.5	.	185	1.38	0.65	300	7.8
SHAFTER, CA	1010	.	37.4	.	185	1.40	0.65	301	7.7

SL - HVI Starlab (Calibrated to USDA SL - HVI Std.)

LOCATION	MICRONAIRE (Reading)	2.5%	UNIFO-	STRE-	E	COLORIMETER		SEED	OIL	
		S.L.	MITY	NGTH		HUNTER'S	MICRONAIRE			YIELD
	(in.)	(%)	(%)	(g/tex)	Rd	b	(Reading)	(lb/ac)	(%)	
W SIDE FIELD STATION, CA	4.03	1.33	87.7	43.4	9.2	62.7	10.9	3.93	2921	21.63
LAS CRUCES, NM	4.74	1.31	87.7	44.6	10.1	62.5	11.5	4.77	.	21.95
KINGS COUNTY	4.08	1.31	87.7	45.3	9.6	66.6	11.0	4.00	2143	22.06
MARICOPA, AZ	4.31	1.34	88.9	50.6	9.7	67.9	10.6	4.28	2090	21.14
FRESNO COUNTY	4.03	1.30	88.2	48.7	9.9	65.8	10.9	3.96	1888	21.04
KERN, CA	4.12	1.33	87.8	44.8	9.7	67.8	11.1	4.07	1839	21.09
SHAFTER, CA	4.09	1.31	87.6	45.6	9.6	66.2	11.4	4.04	1689	19.69

-----AREALOMETER DATA-----

LOCATION	FREE		A	D	M	p	w	t	
	NITROGEN	GOSSYPOL							
	(%)	(%)	---	---	I	(microns)	(mg/in)	(microns)	
W SIDE FIELD STATION, CA	3.65	0.88	517	20.0	1.55	91	37.71	2.84	2.5
LAS CRUCES, NM	3.64	0.68	443	13.6	1.39	97	39.29	3.43	3.0
KINGS COUNTY	3.66	0.90	501	17.8	1.50	94	37.43	2.89	2.6

MARICOPA, AZ	4.04	0.18	459	17.0	1.48	94	40.35	3.40	2.8
FRESNO COUNTY	3.88	0.85	465	16.5	1.47	95	39.75	3.32	2.8
KERN, CA	3.82	0.83	473	17.0	1.48	94	39.35	3.22	2.7
SHAFTER, CA	3.80	0.73	457	16.3	1.47	95	40.16	3.40	2.8

PIMA SUB-REGION-61

VARIETIES COMBINING LOCATIONS - LAS CRUCES, NM

VARIETY CODE	VARIETY NAME	LINT YIELD (lb/acre)	BOLL SIZE (g/boll)	LINT PERCENT	SEED INDEX	YARN TENACITY (mN/TEX)	DIGITAL FIBROGRAPH 2.5% S.L. (inches)	50% S.L. (inches)	STELOMETER T1 (mN/tex)	E1 (%)
615	PIMA S-7	1494	3.50	.	11.9	189	1.34	0.63	318	6.8
974	CONQUISTADOR	1375	3.12	.	11.6	183	1.37	0.66	306	7.9
1107	NMSI 1331	1339	3.84	.	12.8	165	1.45	0.68	264	7.0
1108	OA 325 (DP-HTO)	1325	3.70	.	11.0	171	1.33	0.67	292	7.2
471	PIMA S-6	1105	3.36	.	12.4	174	1.40	0.69	288	8.0

SL - HVI Starlab (Calibrated to USDA SL - HVI Std.)

VARIETY CODE	VARIETY NAME	2.5% MICRONAIRE (Reading)	UNIFO- S.L. (in.)	MITY (%)	STRE- NGTH (g/tex)	E	COLORIMETER HUNTER'S Rd	b	MICRONAIRE (Reading)	SEED YIELD (lb/ac)	OIL (%)
615	PIMA S-7	4.30	1.30	87.4	48.5	9.8	65.5	11.5	4.35	.	22.97
974	CONQUISTADOR	5.10	1.30	86.7	47.5	10.0	60.5	11.5	5.10	.	22.72
1107	NMSI 1331	4.95	1.40	89.7	43.0	10.0	63.0	11.0	4.75	.	21.42
1108	OA 325 (DP-HTO)	4.95	1.25	87.0	42.0	10.5	62.5	11.5	4.90	.	20.93
471	PIMA S-6	4.40	1.30	87.9	42.0	10.0	61.0	12.0	4.75	.	21.73

		-----AREALOMETER DATA-----								
VARIETY CODE	VARIETY NAME	FREE		A ---(mm2/mm3)---	D	I	M (%)	p (microns)	w (mg/in)	t (microns)
		NITROGEN (%)	GOSSYPOL (%)							
615	PIMA S-7	3.73	0.65	462	17.3	1.49	94	40.48	3.39	2.8
974	CONQUISTADOR	3.59	0.79	423	7.5	1.24	103	36.72	3.36	3.4
1107	NMSI 1331	3.55	0.70	460	17.0	1.48	94	40.36	3.39	2.8
1108	OA 325 (DP-HTO)	3.64	0.57	439	11.8	1.34	100	38.02	3.35	3.2
471	PIMA S-6	3.72	0.68	435	14.3	1.42	96	40.89	3.64	3.0

PIMA SUB-REGION-62

VARIETIES COMBINING LOCATIONS - MARICOPA, AZ

VARIETY CODE	VARIETY NAME	LINT	BOLL	LINT PERCENT	SEED INDEX	YARN	DIGITAL FIBROGRAPH		STELOMETER	
		YIELD (lb/acre)	SIZE (g/boll)			TENACITY (mN/TEX)	2.5% S.L. (inches)	50% S.L. (inches)	T1 (mN/tex)	E1 (%)
1108	OA 325 (DP-HTO)	1427	3.06	41.9	11.6	183	1.35	0.64	311	6.6
1182	DPL 744	1362	3.37	37.7	12.3	187	1.39	0.63	311	6.2
615	PIMA S-7	1248	2.95	37.1	12.4	181	1.39	0.66	313	6.4
1113	PHY 57	1195	3.25	37.2	12.5	182	1.36	0.66	295	6.7

SL - HVI Starlab (Calibrated to USDA SL - HVI Std.)

VARIETY CODE	VARIETY NAME	MICRONAIRE (Reading)	2.5% S.L. (in.)	UNIFO- MITY (%)	STRE- NGTH (g/tex)	E	COLORIMETER		MICRONAIRE (Reading)	SEED YIELD (lb/ac)	OIL (%)
							HUNTER'S Rd	b			
1108	OA 325 (DP-HTO)	4.50	1.35	88.6	52.0	9.9	67.0	11.0	4.25	1975	20.62
1182	DPL 744	4.25	1.35	88.8	49.5	9.3	70.0	10.0	4.25	2253	22.64
615	PIMA S-7	4.25	1.35	90.1	54.0	9.9	65.0	11.0	4.40	2117	21.08
1113	PHY 57	4.25	1.30	88.2	47.0	9.8	69.5	10.5	4.20	2016	20.21

-----AREALOMETER DATA-----

VARIETY CODE	VARIETY NAME	NITROGEN (%)	FREE GOSSYPOL (%)	A		D	M	p	w	t
				---	---					
				---(mm2/mm3)---		I (%)		(microns)		(mg/in)
1108	OA 325 (DP-HTO)	4.08	0.15
1182	DPL 744	3.98	0.29
615	PIMA S-7	3.96	0.16	459	17.0	1.48	94	40.35	3.40	2.8
1113	PHY 57	4.16	0.14

PIMA SUB-REGION-63

VARIETIES COMBINING LOCATIONS - W SIDE FS,CA, KINGS CO.,CA, FRESNO,CA, KERN,CA, SHAFTER,CA

VARIETY CODE	VARIETY NAME	LINT	BOLL	LINT PERCENT	SEED INDEX	YARN TENACITY (mN/TEX)	DIGITAL FIBROGRAPH		STELOMETER	
		YIELD (lb/acre)	SIZE (g/boll)				2.5% S.L. (inches)	50% S.L. (inches)	T1 (mN/tex)	E1 (%)

1182	DPL 744	1411	.	38.1	.	190	1.40	0.66	305	7.5
1184	UA-5	1357	.	36.1	.	190	1.40	0.65	310	7.5
1108	OA 325 (DP-HTO)	1335	.	40.4	.	181	1.37	0.64	295	7.8
1113	PHY 57	1281	.	36.9	.	191	1.39	0.66	306	7.5
615	PIMA S-7	1280	.	37.9	.	187	1.40	0.66	313	7.3
1109	OA 361 (DP-WHITE)	1267	.	38.4	.	183	1.37	0.66	295	7.6
975	CHANEY RANCH 252	1182	.	37.7	.	184	1.39	0.66	304	7.9

SL - HVI Starlab (Calibrated to USDA SL - HVI Std.)

VARIETY CODE	VARIETY NAME	MICRONAIRE (Reading)	2.5% S.L. (in.)	UNIFO- MITY (%)	STRE- NGTH (g/tex)	E	COLORIMETER		SEED YIELD (lb/ac)	OIL (%)	
							HUNTER'S Rd	MICRONAIRE b (Reading)			
1182	DPL 744	4.12	1.31	87.5	44.7	9.6	66.2	11.1	4.17	2295	20.84
1184	UA-5	4.00	1.35	88.2	44.5	9.0	63.8	11.0	3.83	2389	21.98
1108	OA 325 (DP-HTO)	4.10	1.31	87.2	44.4	9.5	65.9	11.5	4.02	1975	22.05
1113	PHY 57	3.91	1.32	88.2	47.5	9.8	66.1	11.0	3.78	2191	20.64
615	PIMA S-7	4.14	1.33	88.0	48.2	9.7	64.3	11.2	4.08	2098	20.89
1109	OA 361 (DP-WHITE)	4.15	1.30	87.7	45.4	9.7	68.0	10.1	4.04	2030	20.66
975	CHANEY RANCH 252	4.03	1.31	88.0	43.0	9.7	64.6	11.5	3.96	1951	21.01

-----AREALOMETER DATA-----

VARIETY CODE	VARIETY NAME	FREE NITROGEN (%)	GOSSYPOL (%)	A		D	M	p	w	t
				---	(mm2/mm3)---					
1182	DPL 744	3.77	0.92
1184	UA-5	3.63	0.92
1108	OA 325 (DP-HTO)	3.84	0.81
1113	PHY 57	3.79	0.80
615	PIMA S-7	3.73	0.80	482	17.5	1.49	94	38.88	3.13	2.7
1109	OA 361 (DP-WHITE)	3.70	0.88

975 CHANEY RANCH 252 3.78 0.76

PIMA REGION

INDIVIDUAL LOCATION DATA

LAS CRUCES, NM

VARIETY CODE	VARIETY NAME	LINT	BOLL	LINT PERCENT	SEED INDEX	YARN	DIGITAL FIBROGRAPH		STELOMETER	
		YIELD (lb/acre)	SIZE (g/boll)			TENACITY (mN/TEX)	2.5% S.L. (inches)	50% S.L. (inches)	T1 (mN/tex)	E1 (%)
615	PIMA S-7	1494	3.50	.	11.9	189	1.34	0.63	318	6.8
974	CONQUISTADOR	1375	3.12	.	11.6	183	1.37	0.66	306	7.9
1107	NMSI 1331	1339	3.84	.	12.8	165	1.45	0.68	264	7.0
1108	OA 325 (DP-HTO)	1325	3.70	.	11.0	171	1.33	0.67	292	7.2
471	PIMA S-6	1105	3.36	.	12.4	174	1.40	0.69	288	8.0
.	LSD	251	0.34	.	1.0	5	0.01	0.02	19	0.5

SL - HVI Starlab (Calibrated to USDA SL - HVI Std.)

VARIETY CODE	VARIETY NAME	MICRONAIRE (Reading)	2.5%	UNIFO-	STRE-	E	COLORIMETER		MICRONAIRE (Reading)	SEED YIELD (lb/ac)	OIL (%)
			S.L. (in.)	MITY (%)	NGTH (g/tex)		HUNTER'S Rd	b			
615	PIMA S-7	4.30	1.30	87.4	48.5	9.8	65.5	11.5	4.35	.	22.97
974	CONQUISTADOR	5.10	1.30	86.7	47.5	10.0	60.5	11.5	5.10	.	22.72
1107	NMSI 1331	4.95	1.40	89.7	43.0	10.0	63.0	11.0	4.75	.	21.42
1108	OA 325 (DP-HTO)	4.95	1.25	87.0	42.0	10.5	62.5	11.5	4.90	.	20.93
471	PIMA S-6	4.40	1.30	87.9	42.0	10.0	61.0	12.0	4.75	.	21.73
.	LSD	0.07	0.04	0.5	4.3	0.4	3.4	1.1	0.38	.	1.04

-----AREALOMETER DATA-----

VARIETY CODE	VARIETY NAME	NITROGEN (%)	FREE	A	D	M	p	w	t	
			GOSSYPOL (%)							
				---	---	I	(%)	(microns)	(mg/in)	(microns)

615	PIMA S-7	3.73	0.65	462	17.3	1.49	94	40.48	3.39	2.8
974	CONQUISTADOR	3.59	0.79	423	7.5	1.24	103	36.72	3.36	3.4
1107	NMSI 1331	3.55	0.70	460	17.0	1.48	94	40.36	3.39	2.8
1108	OA 325 (DP-HTO)	3.64	0.57	439	11.8	1.34	100	38.02	3.35	3.2
471	PIMA S-6	3.72	0.68	435	14.3	1.42	96	40.89	3.64	3.0
.	LSD	0.10	0.10	28.2	5.8	0.15	6	2.08	0.17	0.4

MARICOPA, AZ

VARIETY CODE	VARIETY NAME	LINT YIELD (lb/acre)	BOLL SIZE (g/boll)	LINT PERCENT	SEED INDEX	YARN TENACITY (mN/TEX)	DIGITAL FIBROGRAPH 2.5% S.L. (inches)	DIGITAL FIBROGRAPH 50% S.L. (inches)	STELOMETER T1 (mN/tex)	STELOMETER E1 (%)
1108	OA 325 (DP-HTO)	1427	3.06	41.9	11.6	183	1.35	0.64	311	6.6
1182	DPL 744	1362	3.37	37.7	12.3	187	1.39	0.63	311	6.2
615	PIMA S-7	1248	2.95	37.1	12.4	181	1.39	0.66	313	6.4
1113	PHY 57	1195	3.25	37.2	12.5	182	1.36	0.66	295	6.7
.	LSD	176	0.10	0.5	0.4	7	0.08	0.09	24	1.5

SL - HVI Starlab (Calibrated to USDA SL - HVI Std.)

VARIETY CODE	VARIETY NAME	MICRONAIRE (Reading)	2.5% S.L. (in.)	UNIFO- MITY (%)	STRE- NGTH (g/tex)	E	COLORIMETER HUNTER'S Rd	b	MICRONAIRE (Reading)	SEED YIELD (lb/ac)	OIL (%)
1108	OA 325 (DP-HTO)	4.50	1.35	88.6	52.0	9.9	67.0	11.0	4.25	1975	20.62
1182	DPL 744	4.25	1.35	88.8	49.5	9.3	70.0	10.0	4.25	2253	22.64
615	PIMA S-7	4.25	1.35	90.1	54.0	9.9	65.0	11.0	4.40	2117	21.08
1113	PHY 57	4.25	1.30	88.2	47.0	9.8	69.5	10.5	4.20	2016	20.21
.	LSD	0.28	0.19	4.7	9.6	0.7	5.0	1.1	0.28	270	2.17

-----AREALOMETER DATA-----

VARIETY CODE	VARIETY NAME	NITROGEN (%)	FREE GOSSYPOL (%)	A D		I	M (%)	p (microns)	w (mg/in)	t (microns)
				---(mm2/mm3)---						
1108	OA 325 (DP-HTO)	4.08	0.15
1182	DPL 744	3.98	0.29
615	PIMA S-7	3.96	0.16	459	17.0	1.48	94	40.35	3.40	2.8
1113	PHY 57	4.16	0.14
.	LSD	0.32	0.02

SHAFTER, CA

VARIETY CODE	VARIETY NAME	LINT	BOLL	LINT PERCENT	SEED INDEX	YARN TENACITY (mN/TEX)	DIGITAL FIBROGRAPH		STELOMETER	
		YIELD (lb/acre)	SIZE (g/boll)				2.5% S.L. (inches)	50% S.L. (inches)	T1 (mN/tex)	E1 (%)
1182	DPL 744	1220	.	37.5	.	187	1.40	0.64	287	7.5
1108	OA 325 (DP-HTO)	1069	.	40.3	.	178	1.40	0.65	297	8.2
1184	UA-5	1023	.	35.7	.	191	1.40	0.65	319	6.7
615	PIMA S-7	1012	.	37.2	.	188	1.41	0.68	303	7.4
1109	OA 361 (DP-WHITE)	950	.	37.8	.	178	1.39	0.65	294	8.0
1113	PHY 57	924	.	36.5	.	191	1.39	0.67	303	7.7
975	CHANEY RANCH 252	874	.	37.1	.	183	1.40	0.66	303	8.4
.	LSD	146	.	0.6	.	12	0.02	0.05	35	2.2

SL - HVI Starlab (Calibrated to USDA SL - HVI Std.)

VARIETY CODE	VARIETY NAME	MICRONAIRE (Reading)	2.5% S.L. (in.)	UNIFO- MITY (%)	STRE- NGTH (g/tex)	E	COLORIMETER			SEED YIELD (lb/ac)	OIL (%)
							HUNTER'S Rd	b	MICRONAIRE (Reading)		
1182	DPL 744	3.95	1.30	87.5	48.5	9.9	65.0	11.5	4.05	2032	17.73

2000 National Cotton Variety Test

1108	OA 325 (DP-HTO)	4.25	1.35	87.7	43.5	9.5	67.0	11.5	4.10	1588	21.52
1184	UA-5	4.00	1.35	87.7	46.0	8.9	65.5	11.5	3.90	1845	20.67
615	PIMA S-7	4.10	1.30	87.5	46.5	10.0	64.5	12.0	4.25	1710	20.96
1109	OA 361 (DP-WHITE)	4.40	1.30	87.3	46.5	9.8	71.0	10.0	4.20	1561	18.78
1113	PHY 57	3.95	1.30	88.5	48.5	10.0	66.5	11.5	3.80	1601	18.11
975	CHANEY RANCH 252	4.00	1.30	87.1	40.0	9.5	64.0	12.0	3.95	1482	20.06
.	LSD	0.17	0.08	2.8	4.0	0.5	3.5	1.3	0.24	230	3.57

-----AREALOMETER DATA-----

VARIETY CODE	VARIETY NAME	FREE NITROGEN (%)	FREE GOSSYPOL (%)	A		D		M (%)	p (microns)	w (mg/in)	t (microns)
				---(mm2/mm3)---		I					
1182	DPL 744	3.85	0.71
1108	OA 325 (DP-HTO)	3.83	0.77
1184	UA-5	3.61	0.88
615	PIMA S-7	3.88	0.67	457	16.3	1.47	95	40.16	3.40	2.8	
1109	OA 361 (DP-WHITE)	3.62	0.82
1113	PHY 57	3.89	0.68
975	CHANEY RANCH 252	3.93	0.57
.	LSD	0.51	0.20

KINGS COUNTY

VARIETY CODE	VARIETY NAME	LINT	BOLL	LINT PERCENT	SEED INDEX	YARN	DIGITAL FIBROGRAPH		STELOMETER	
		YIELD (lb/acre)	SIZE (g/boll)			TENACITY (mN/TEX)	2.5% S.L. (inches)	50% S.L. (inches)	T1 (mN/tex)	E1 (%)
1113	PHY 57	1459	.	37.1	.	192	1.41	0.67	295	7.3
1109	OA 361 (DP-WHITE)	1412	.	38.6	.	188	1.34	0.65	301	7.7
1182	DPL 744	1308	.	38.1	.	187	1.41	0.68	294	7.5
615	PIMA S-7	1305	.	38.0	.	186	1.41	0.66	337	7.2

1108	OA 325 (DP-HTO)	1296	.	40.6	.	185	1.39	0.64	303	6.9
975	CHANEY RANCH 252	1172	.	37.2	.	181	1.40	0.66	305	7.5
.	LSD	160	.	1.1	.	9	0.02	0.06	28	1.1

 SL - HVI Starlab (Calibrated to USDA SL - HVI Std.)

VARIETY CODE	VARIETY NAME	MICRONAIRE (Reading)	2.5% S.L. (in.)	UNIFO- MITY (%)	STRE- NGTH (g/tex)	E	COLORIMETER		SEED YIELD (lb/ac)	OIL (%)	
							HUNTER'S Rd	MICRONAIRE b (Reading)			
1113	PHY 57	3.95	1.30	88.2	47.5	9.5	68.0	10.4	3.70	2472	22.01
1109	OA 361 (DP-WHITE)	4.00	1.30	87.7	43.5	9.6	65.0	10.5	3.95	2247	20.75
1182	DPL 744	4.25	1.35	87.2	45.0	9.3	67.5	11.0	4.20	2124	22.58
615	PIMA S-7	4.25	1.30	87.0	47.0	9.7	66.5	11.0	4.15	2134	22.58
1108	OA 325 (DP-HTO)	4.05	1.30	87.4	44.0	9.6	66.5	11.5	4.05	1894	22.74
975	CHANEY RANCH 252	4.00	1.30	88.9	44.5	9.8	66.0	11.5	3.95	1984	21.71
.	LSD	0.15	0.07	1.8	8.3	1.4	4.9	1.6	0.33	227	4.18

-----AREALOMETER DATA-----

VARIETY CODE	VARIETY NAME	FREE NITROGEN (%)	GOSSYPOL (%)	A		D	M	p	w	t	
				---	---						
				---(mm2/mm3)---							
1113	PHY 57	3.70	0.90
1109	OA 361 (DP-WHITE)	3.81	0.83
1182	DPL 744	3.57	1.02
615	PIMA S-7	3.54	0.90	501	17.8	1.50	94	37.43	2.89	2.6	
1108	OA 325 (DP-HTO)	3.74	0.93
975	CHANEY RANCH 252	3.64	0.82
.	LSD	0.35	0.26

FRESNO COUNTY

VARIETY CODE	VARIETY NAME	LINT	BOLL	LINT PERCENT	SEED INDEX	YARN	DIGITAL FIBROGRAPH		STELOMETER	
		YIELD (lb/acre)	SIZE (g/boll)			TENACITY (mN/TEX)	2.5% S.L. (inches)	50% S.L. (inches)	T1 (mN/tex)	E1 (%)
1182	DPL 744	1234	.	38.4	.	196	1.40	0.69	311	7.2
1108	OA 325 (DP-HTO)	1232	.	40.3	.	185	1.37	0.65	309	7.8
1113	PHY 57	1217	.	37.6	.	195	1.39	0.65	323	7.6
1109	OA 361 (DP-WHITE)	1164	.	38.7	.	185	1.37	0.64	290	7.7
615	PIMA S-7	1152	.	38.2	.	192	1.39	0.64	333	7.2
975	CHANEY RANCH 252	1138	.	38.8	.	190	1.38	0.67	320	7.7
.	LSD	131	.	0.9	.	6	0.02	0.03	35	0.8

SL - HVI Starlab (Calibrated to USDA SL - HVI Std.)

VARIETY CODE	VARIETY NAME	MICRONAIRE (Reading)	2.5%	UNIFO-	STRE-	E	COLORIMETER		MICRONAIRE (Reading)	SEED YIELD (lb/ac)	OIL (%)
			S.L. (in.)	MITY (%)	NGTH (g/tex)		HUNTER'S Rd	b			
1182	DPL 744	3.95	1.30	88.5	46.0	9.8	67.0	11.0	4.15	1977	20.34
1108	OA 325 (DP-HTO)	4.05	1.30	87.7	49.5	9.9	64.5	11.5	3.90	1827	21.59
1113	PHY 57	3.80	1.30	88.5	50.0	10.0	67.0	11.0	3.75	2025	20.34
1109	OA 361 (DP-WHITE)	4.15	1.30	87.9	47.5	9.8	67.5	9.8	4.00	1844	21.46
615	PIMA S-7	4.15	1.30	88.7	53.5	9.9	63.5	11.0	3.95	1862	20.99
975	CHANEY RANCH 252	4.10	1.30	87.7	45.5	9.8	65.0	11.0	4.00	1793	21.54
.	LSD	0.21	.	2.4	10.2	0.5	2.1	0.7	0.29	173	0.90

-----AREALOMETER DATA-----

VARIETY CODE	VARIETY NAME	FREE NITROGEN (%)	GOSSYPOL (%)	A	D	I	M	p	w	t
				---(mm2/mm3)---	---		(%)	(microns)	(mg/in)	(microns)
1182	DPL 744	3.90	0.95
1108	OA 325 (DP-HTO)	3.92	0.80
1113	PHY 57	3.90	0.76
1109	OA 361 (DP-WHITE)	3.76	1.01
615	PIMA S-7	4.04	0.70	465	16.5	1.47	95	39.75	3.32	2.8

975	CHANEY RANCH 252	3.78	0.87
.	LSD	0.27	0.20

KERN, CA

VARIETY CODE	VARIETY NAME	LINT YIELD (lb/acre)	BOLL SIZE (g/boll)	LINT PERCENT	SEED INDEX	YARN TENACITY (mN/TEX)	DIGITAL FIBROGRAPH 2.5% S.L. (inches)	DIGITAL FIBROGRAPH 50% S.L. (inches)	STELOMETER T1 (mN/tex)	STELOMETER E1 (%)
1182	DPL 744	1284	.	38.5	.	193	1.39	0.66	328	7.7
1113	PHY 57	1198	.	37.0	.	189	1.40	0.68	304	7.4
615	PIMA S-7	1126	.	38.0	.	187	1.39	0.65	306	7.6
1108	OA 325 (DP-HTO)	1122	.	41.0	.	179	1.34	0.61	284	8.7
975	CHANEY RANCH 252	1087	.	37.7	.	179	1.40	0.66	284	8.4
1109	OA 361 (DP-WHITE)	1065	.	38.7	.	184	1.38	0.67	296	7.4
.	LSD	45	.	0.5	.	11	0.02	0.04	23	0.6

SL - HVI Starlab (Calibrated to USDA SL - HVI Std.)

VARIETY CODE	VARIETY NAME	MICRONAIRE (Reading)	2.5% S.L. (in.)	UNIFORMITY (%)	STRENGTH (g/tex)	E	COLORIMETER HUNTER'S Rd	COLORIMETER HUNTER'S b	MICRONAIRE (Reading)	SEED YIELD (lb/ac)	OIL (%)
1182	DPL 744	4.25	1.30	88.1	42.0	9.7	68.5	11.0	4.35	2050	20.76
1113	PHY 57	3.95	1.35	88.8	48.0	10.0	67.0	11.0	3.90	2037	21.56
615	PIMA S-7	3.95	1.35	88.0	47.5	9.7	66.0	11.0	4.00	1839	20.62
1108	OA 325 (DP-HTO)	4.20	1.30	86.0	43.5	9.7	67.5	12.0	4.05	1618	22.14
975	CHANEY RANCH 252	4.15	1.35	88.5	43.0	9.9	67.5	11.5	4.05	1799	20.68
1109	OA 361 (DP-WHITE)	4.20	1.30	87.5	44.5	9.5	70.0	10.0	4.05	1689	20.79
.	LSD	0.15	0.10	1.7	3.1	0.7	2.1	0.7	0.21	74	2.72

-----AREALOMETER DATA-----

VARIETY CODE	VARIETY NAME	FREE		A ---(mm2/mm3)---	D	I	M (%)	p (microns)	w (mg/in)	t (microns)
		NITROGEN (%)	GOSSYPOL (%)							
1182	DPL 744	3.97	1.01
1113	PHY 57	3.86	0.79
615	PIMA S-7	3.53	0.89	473	17.0	1.48	94	39.35	3.22	2.7
1108	OA 325 (DP-HTO)	3.94	0.75
975	CHANEY RANCH 252	3.86	0.76
1109	OA 361 (DP-WHITE)	3.76	0.77
.	LSD	0.25	0.18

W SIDE FIELD STATION, CA

VARIETY CODE	VARIETY NAME	LINT	BOLL	LINT PERCENT	SEED INDEX	YARN	DIGITAL FIBROGRAPH		STELOMETER	
		YIELD (lb/acre)	SIZE (g/boll)			TENACITY (mN/TEX)	2.5% S.L. (inches)	50% S.L. (inches)	T1 (mN/tex)	E1 (%)
1182	DPL 744	2009	.	37.9	.	187	1.40	0.66	304	7.7
1108	OA 325 (DP-HTO)	1956	.	39.9	.	178	1.36	0.65	282	7.6
615	PIMA S-7	1807	.	38.0	.	184	1.40	0.66	287	7.4
1109	OA 361 (DP-WHITE)	1744	.	38.3	.	180	1.38	0.67	296	7.4
1184	UA-5	1692	.	36.6	.	189	1.40	0.65	302	8.3
975	CHANEY RANCH 252	1638	.	37.8	.	185	1.40	0.68	308	7.6
1113	PHY 57	1607	.	36.3	.	186	1.40	0.66	306	7.7
.	LSD	110	.	0.5	.	12	0.02	0.03	34	1.2

SL - HVI Starlab (Calibrated to USDA SL - HVI Std.)

VARIETY CODE	VARIETY NAME	MICRONAIRE	2.5%	UNIFO-	STRE-	COLORIMETER		SEED	OIL
			S.L.	MITY	NGTH	HUNTER'S	MICRONAIRE	YIELD	

CODE	NAME	(Reading)	(in.)	(%)	(g/tex)	E	Rd	b	(Reading)	(lb/ac)	(%)
1182	DPL 744	4.20	1.30	86.4	42.0	9.1	63.0	11.0	4.10	3291	22.77
1108	OA 325 (DP-HTO)	3.95	1.30	87.1	41.5	9.0	64.0	11.0	4.00	2951	22.28
615	PIMA S-7	4.25	1.40	88.9	46.5	9.3	61.0	11.0	4.05	2947	19.31
1109	OA 361 (DP-WHITE)	4.00	1.30	88.2	45.0	9.6	66.5	10.0	4.00	2810	21.53
1184	UA-5	4.00	1.35	88.7	43.0	9.1	62.0	10.5	3.75	2933	23.29
975	CHANEY RANCH 252	3.90	1.30	87.6	42.0	9.4	60.5	11.5	3.85	2695	21.08
1113	PHY 57	3.90	1.35	87.3	43.5	9.5	62.0	11.0	3.75	2820	21.18
.	LSD	0.16	0.08	2.0	6.1	1.4	4.2	1.6	0.23	167	1.39

-----AREALOMETER DATA-----

VARIETY CODE	VARIETY NAME	FREE		A ---(mm ² /mm ³)---	D	M I	p (microns)	w (mg/in)	t (microns)	
		NITROGEN (%)	GOSSYPOL (%)							
1182	DPL 744	3.57	0.92	
1108	OA 325 (DP-HTO)	3.77	0.80	
615	PIMA S-7	3.69	0.86	517	20.0	1.55	91	37.71	2.84	2.5
1109	OA 361 (DP-WHITE)	3.56	0.98	
1184	UA-5	3.66	0.97	
975	CHANEY RANCH 252	3.70	0.78	
1113	PHY 57	3.59	0.87	
.	LSD	0.37	0.16	

[RETURN TO 2000 NCVT COVER PAGE](#)



***Thank you for your interest in the ongoing work of the
National Cotton Variety Test Program.***



Questions or comments to: ekeene@ars.usda.gov

United States Department of Agriculture

**Agricultural Research Service
Mid-South Area
Crop Genetics and Production Research Unit
National Cotton Variety Test Program
P O Box 345
Stoneville, MS 38776
(662) 686-5241
Fax (662) 686-5218**



Other links:

[Crop Genetics and Production Research Unit Home Page](#)

[Publications of the Crop Genetics & Production Research Unit](#)

[Jamie Whitten Delta States Research Center](#)

**All Internet Versions of the NCVT Publications are accessible through
either the Jamie Whitten Delta States Research Center or the
Crop Genetics and Production Research Unit sites**



2000 National Cotton Variety Test



**Crop Genetics & Production
Research Unit
P O Box 345
Stoneville, MS 38776**

**(662) 686-5378
(662) 686-5218 (fax)**



Any time you see the cotton boll photograph as shown here, you may click on it to return to the top of the document.

**National Cotton Variety Tests, 2000
Yield, Boll, Seed, Spinning and Data**

Introduction

The National Cotton Variety Testing Program, developed from recommendations of the Joint Cotton Breeding Policy Committee, is a uniform system of reporting data from cotton-yield trials across

the US Cotton Belt. The trials are conducted annually at selected locations involved in the variety-testing programs of the cooperating State Agricultural Experiment Stations and the Agricultural Research Service. The National Cotton Variety Testing Committee is responsible for coordinating program plans from year to year.

National standard varieties are chosen for a 3-year testing cycle. For the fourteenth 3-year testing cycle, beginning in 1999, the national standards were Acala Maxxa, All Tex Atlas, DPL NuCotn 33B, and Suregrow 747. Within each region, cooperators annually select a group of regional standard varieties that are common to all tests within the region for the particular year. In 1984, the cooperators for the Eastern, Central, and Delta regions elected to include interregional standards. Data on the national, regional, and interregional standards were included in this report. All varieties were grown to obtain experimental data, and the designation of national, regional, and interregional standards is not an endorsement of these varieties by the U.S. Department of Agriculture or the cooperating State Agricultural Experiment Stations.

Plot size, cultural practices, number of entries, and sampling methods were left to the discretion of the participating stations. While these details were not rigidly standardized, all tests were conducted by experienced personnel using sound experimental designs and procedures.

Yield, boll size, lint percentage, and seed index were supplied by the cooperating stations. Fiber, yarn, and HVI tests were made by Starlab, Inc., Knoxville, TN, and combed yarn tests were made by USDA-AMS Cotton Testing Section at Clemson, SC. Chemical analyses of seed were done by Woodsen-Tenent Laboratories, Inc., Memphis, TN. All data were compiled, analyzed, tabulated, and duplicated by the staff of the office of the Program Analyst for the National Cotton Variety Test.

In 1994, the National Cotton Variety Testing Program was organized as shown on the cover map. Upland varieties were grown in all tests except the Pima Region. Strains developed in the southern states with superior fiber properties and spinning performance were tested in three contiguous Regions (high quality test). Extra-long-staple American Pima varieties were tested in the Western and Arizona Regions.

In 1996, results of the Regional Project S-205 Regional Bollworm-Budworm Tests and the Regional Short Season Tests were reprinted in this report. The purpose in reprinting this vital information is to assist Regional Project S-205 by making the data more widely available to the Cotton Improvement Community.



REGIONAL TESTS & PARTICIPATING STATIONS

Eastern Regional Cotton Variety Test (Upland Varieties)

Alabama Agricultural Experiment Station
Main Station

Auburn, AL

Tennessee Valley Substation

Belle Mina, AL

Georgia Agricultural Experiment Station
Georgia Coastal Experiment Station

Tifton, GA

Clemson University
Pee Dee Experiment Station

Florence, SC

Delta Regional Cotton Variety Test (Upland Varieties)

Arkansas Agricultural Experiment Station
Delta Substation

Clarkedale, AR

Mississippi Agricultural and Forestry Experiment Station
Delta Branch

Stoneville, MS

Louisiana Agricultural Experiment Station
Northeast Louisiana Experiment Station

St. Joseph, LA

Central Regional Cotton Variety Test (Upland Varieties)

Louisiana Agricultural Experiment Station
Red River Valley Experiment Station

Bossier City, LA

Texas A&M University
Extension Center

Weslaco, TX

Main Station

College Station, TX

Off-Station Test

Neuces County, TX

Blackland Regional Cotton Variety Test (Upland Varieties)

Texas A&M University
Agricultural Research and Extension

Dallas, TX

Stiles Farm Foundation

Thrall, TX

Plains Regional Cotton Variety Test (Upland Varieties)

Oklahoma Agricultural Experiment Station
Cotton Research Station
Irrigated Test

Chickasha, OK

Dryland Test

Chickasha, OK

Irrigation Experiment Station

Altus, OK

Southwest Agronomy Research Station
Dryland Test

Tipton, OK

Texas A&M University

Agricultural Research and Extension Center

(Chillicothe)

Dryland Test

Chillicothe, TX

Agricultural Research and Extension Center (Lubbock)

Irrigated Test

Lubbock, TX

Off-Station (Dryland Test)

Lamesa, TX

Western Regional Cotton Variety Test (Upland Varieties)

New Mexico Agricultural Experiment Station

Main Station

Las Cruces, NM

Southeastern Branch Station

Artesia, NM

Texas A&M University

Agricultural Research Center

Pecos, TX

San Joaquin Valley Continuous Cotton Variety Test (Upland Varieties)

California Agricultural Experiment Station

West Side Field Station

West Side Field Station, CA

U.S. Cotton Field Station

Shafter, CA

High Quality Regional Cotton Variety Test

Alabama Agricultural Experiment Station

Tennessee Valley Substation

Belle Mina, AL

Arkansas Agricultural Experiment Station

Delta Substation

Keiser, AR

Clemson University

Pee Dee Experiment Station

Florence, SC

Georgia Agricultural Experiment Station

Georgia Coastal Plain Experiment Station

Tifton, GA

Louisiana Agricultural Experiment Station
Red River Valley Experiment Station

Bossier City, LA

Mississippi Agricultural and Forestry Experiment Station
Delta Branch

Stoneville, MS

North Carolina State University
Upper Coastal Plain Experiment Station

Rocky Mount, NC

Texas A&M University
Texas Agricultural Experiment Station

College Station, TX

Arizona Regional Cotton Variety Test

Arizona Agricultural Experiment Station
Cotton Research Center

Maricopa, AZ

Safford Branch Experiment Station
Off-Station Test

Safford, AZ

Pima Regional Cotton Variety Test

Arizona Agricultural Experiment Station
Cotton Research Center

Maricopa, AZ

California Agricultural Experiment Station
West Side Field Station

West Side Field Station, CA

Kern, CA
Shafter, CA
Merced, CA

New Mexico Agricultural Experiment Station
Off-Station Test

Las Cruces, NM

Combed-Yarn Test (American Pima Varieties)**

American Pima cottons are commonly spun into combed yarns. In addition to the carded yarn tenacity, combed-yarn tests of Pima cotton grown at two locations conducting the Pima Regional Cotton Variety Test were made by the Agricultural Marketing Service, United

States Department of Agriculture, Cotton Testing Section at Clemson, SC.

Classer's grade and staple, yarn tenacity of 11.8- and 7.4- tex (50's and 80's cotton count) yarns, appearance index, imperfections per 1,000 yards, and waste percentages are reported.

**Test was discontinued in 1994 due to costs of processing samples.



Explanations and Definitions

No interpretation of the test results other than the indication of the significant difference among means based on an analysis of variance is presented. The variety x location interaction mean square was used as the Error term in F tests and Duncan's Multiple Range tests in the combined-over-locations ANOVA for each region and subregion. Means followed by the same letter or letters cannot be considered significantly different at the 0.05 level of probability, as determined by Duncan's Multiple Range Test. Statistical analyses and Duncan's Multiple Range test were performed using SAS. A randomized complete block design was used for all analyses, although some tests were planted in lattice designs.

The yield reported for each variety is the average derived from the number of replications used. From three to eight replications were planted, depending on the station, with four replications being more commonly used. Boll size, lint percentage, and seed, fiber, and yarn data were based on two replications of each variety at all locations.

The tables for each regional test are arranged as follows: In the first four tables, average data for the entire region are given by cotton variety and location; the entries in these tables are arranged in order of decreasing lint yield. For some tests, subregional summaries are also included. Following these tables average data for each location in the region are given, each table being arranged by variety in order of decreasing lint yield.

The column headings and symbols are defined as follows:

Arealometer. The arealometer is an instrument which measures fiber fineness and shape by measuring the resistance a given mass of fiber offers to the flow of air. Fineness and shape measures are used to calculate Immaturity Ratio (I), % Maturity (M), Perimeter (p), Weight Fineness (w), and Wall Thickness (t).

A. Is a measure of the external surface area of the fibers of a given volume of fibrous material, expressed in terms of square millimeters per cubic millimeter of fibrous material.

D. The difference between the value of the specific area determined at high pressure (AH) and the value of the specific area determined at standard pressure (the "A" measured above). "D" is presumably a measure of the flatness of the fiber ribbon; i.e., the higher the "D" value, the more ribbonlike are the fibers.

I. The immaturity ratio is a dimensionless number which describes a physical characteristic of the fiber cross section. It is defined as the ratio of the area that the fiber cross section would have if its perimeter enclosed a circle to the area that the perimeter actually encloses. It is found by substituting D in the formula:

$$I = \sqrt{(0.07D+1)}$$

M. The simple linear regression prediction of caustic soda percent maturity from Hertel and Craven Textile Research Journal 21: 765-774, 1951. The prediction equation is: $M = 150.5 - 38.1I$. M is an unreliable prediction of caustic soda percent maturity above about 95% and below about 35%. Values of M above 100% were obtained on some samples and are reported as obtained. The caustic soda percent maturity has an upper limit of 100%.

(p) The perimeter is defined as the distance around the outside wall of the fiber cross section. The perimeter in microns is determined by:

$$p = \frac{12,566 I}{A}$$

(w) The weight fineness, or linear density, is defined as the mass per unit length of fiber. It is calculated in ægm per inch by use of the following formula:

$$w = \frac{485 \times 10^3 I}{A^2}$$

(t) Wall thickness in microns calculated from:

$$t = \frac{2000}{A[1 + \sqrt{(1 - 1/I)}]}$$

Boll size. The mass, in grams, per boll of seed cotton.

Classer's designation. A description of the quality of cotton in terms of grade and staple according to the official cotton standards of the United States. For grade, classification is based on appearance and is accomplished chiefly through the sense of sight by integration of the three factors of grade--color, leaf, and preparation--in the sample. Classification for staple length involves both sight and touch and is made by pulling out and comparing a typical portion of fiber from a sample with the official staple types.

Digital Fibrograph. An instrument for measuring fiber length. S.L. (span length) is the distance spanned by a specific percentage of the fibers in the test specimen, where the initial starting point of the scanning in the test is considered 100 percent. The 2.5 percent S.L. is the length, in inches, on the test specimen spanned by 2.5 percent of the fibers scanned at the initial starting point. The 2.5 percent S.L. approximates classer's stable. The 50 percent S.L. is the length, in inches, on the test specimen spanned by 50 percent of the fibers scanned at the initial starting point.

Free gossypol. The gossypol in fuzzy seeds as determined by the HPLC Method described in Vol. 59, page 546, 1982 of the Journal of the American Oil Chemist's Society modified as follows: Immediately after obtaining the hull-free kernels, they were dried in a forced-draft oven at 180°F for 4 hours. At the end of 4 hours drying, the kernels were immediately placed in moisture-proof containers and cooled. In proceeding with the HPLC Method every effort was made to prevent the kernels from regaining moisture. This purpose of this modification was to reduce free moisture on the kernels with which the gossypol could interact and become bound to the protein thus reducing the free gossypol content. The use of this modification (starting with 1987 crop) resulted in higher estimates of free gossypol than in previous years. Free gossypol is expressed as a percentage of the mass of the kernel.

High Volume Instrument. An instrument system used to measure length, strength, micronaire, and color of cotton fibers.

Lint percent. The mass of lint ginned from a sample of seed cotton, expressed as a percentage of the mass of seed cotton.

Lint yield. The mean production of the plots harvested, expressed in pounds of lint per acre and reported as estimated by each participant.

Micronaire. The fineness of the sample taken from the ginned lint, measured by a Fibronaire and expressed in standard (curvilinear scale) micronaire units.

Nitrogen. The nitrogen in fuzzy seeds as determined by AOCS Method Ba 4-38; expressed as a percentage of the mass of fuzzy seeds. The percentage of nitrogen multiplied by 6.25 is an approximation of the percentage of protein.

Oil. The oil in fuzzy seeds as determined by AOCS Method Aa 4-38; expressed as a percentage of the mass of the fuzzy seeds.

Seed index. The mass of 100 fuzzy seeds, in grams.

Seed Yield/Acre. The yield in pounds of seed per acre for each plot was calculated and reported.

(Reporting started with the 1994 tests.) The calculation used is:

$$(\text{ LINT YIELD/ACRE }) \times ((100 - \text{ LINT\% }) / \text{ LINT\% })$$

SL-HVI AMS (Calibrated to USDA SL-HVI Standard). The SL-HVI is a High Volume Instrument system, manufactured by Spinlab, Inc. of Knoxville, Tennessee, used to measure length, strength, micronaire, and color of cotton fibers. The measurements were made on a Spinlab 900 High Volume Fiber Test System, by the USDA-AMS Quality Control Section at Memphis, Tennessee. The instrument was calibrated using the USDA Spinlab HVI Standard Cotton.

2.5 S.L. See Digital Fibrograph for definition

Uniformity Ratio (UR). Ratio of 50% S.L. to 2.5% S.L.

Elongation (E). Elongation at point of break in strength determination.

Strength. Is the fiber strength of a bundle of fibers measured with the two jaws holding the fiber bundle separated by one-eighth inch, expressed in grams force per tex. In previous reports, this measurement was called Tenacity. Since the physical nature of this measurement is under investigation, use of the more general term seems appropriate.

Micronaire. The fineness of the sample taken from the ginned lint, measured by a Fibronaire-type instrument and expressed in standard (curvilinear scale) micronaire units.

Colorimeter

Rd. Is the percentage of the reflectance; the higher the value, the lighter the cotton.

Hunter's b value. Is a measure of increasing yellowness of the cotton.

Stelometer. An instrument for measuring fiber strength. T1 is the fiber strength of a bundle of fibers measured on the Stelometer with two jaws holding the fiber bundle separated by one-eighth inch spacer, expressed in millinewtons (mN) per tex. E1 is the percentage elongation at break of the center one-eighth inch of the fiber bundle measured for T1 strength on the Stelometer.

Tex. The linear density of fibers, filaments, and yarns expressed as the mass, in milligrams, of 1 meter of the fiber filaments or yarn.

Waste. The difference in mass, expressed as a percentage of the fed stock and delivered stock. Picker and card waste is the loss in mass during opening, picking and carding. Comber waste is the loss in mass during combing.

Yarn appearance index. The relative evenness, smoothness and freedom from foreign material of the yarn as evaluated by visual comparison of the yarn with the standards adopted by the American Society for Testing and Materials. Higher numbers indicate more even and smooth yarns with less foreign material.

Yarn tenacity. In the Regional test the standard skein strength of the yarn in millinewtons per tex (mN/tex) is estimated from miniature skeins. The data is adjusted to standard skein basis and corrected to 27 tex. The Pima Combed strength of 11.8 and 7.4 tex yarns in millinewtons per tex (mN/tex) is determined on standard skeins.



***Thank you for your interest in the ongoing work of the
National Cotton Variety Test Program.***

Questions or comments to: ekeene@ars.usda.gov

United States Department of Agriculture

**Agricultural Research Service
Mid-South Area
Crop Genetics and Production Research Unit
National Cotton Variety Test Program
P O Box 345
Stoneville, MS 38776
(662) 686-5241
Fax (662) 686-5218**



Other links:

[Crop Genetics and Production Research Unit Home Page](#)

[Publications of the Crop Genetics & Production Research Unit](#)

[Jamie Whitten Delta States Research Center](#)

**All Internet Versions of the NCVT Publications are accessible through
either the Jamie Whitten Delta States Research Center or the
Crop Genetics and Production Research Unit sites**

