



Mississippi COTTON

VARIETY TRIALS, 2008



MISSISSIPPI AGRICULTURAL & FORESTRY EXPERIMENT STATION • MELISSA J. MIXON, INTERIM DIRECTOR

MISSISSIPPI STATE UNIVERSITY • MARK E. KEENUM, PRESIDENT • MELISSA J. MIXON, INTERIM VICE PRESIDENT

NOTICE TO USER

This Mississippi Agricultural and Forestry Experiment Station information bulletin is a summary of research conducted under project number 171440 at at the Delta Research and Extension Center in Stoneville, Mississippi, and several other locations in the state. It is intended for the use of colleagues, cooperators, and sponsors. The interpretation of data presented herein may change after additional experimentation. Information included herein is not to be construed either as a recommendation for use or as an endorsement of a specific product by Mississippi State University or the Mississippi Agricultural and Forestry Experiment Station. Trade names of commercial products used in this report are included only for clarity and understanding. All available names (trade names, chemical names, experimental product code names or numbers, etc.) of products used in this research project are listed in the tables contained in this report.

2008 Mississippi Cotton Variety Trials

P.S. Thaxton, Associate Research Professor
Delta Research and Extension Center
Mississippi State University
Stoneville, MS

T.P. Wallace, Associate Professor
Department of Plant and Soil Sciences
Mississippi State University
Mississippi State, MS

N.W. Buehring, Agronomist-Superintendent
MAFES, North Mississippi Branch
Verona, MS

Mark Shankle
MAFES, North Mississippi Branch
Experiment Station
Holly Springs, MS

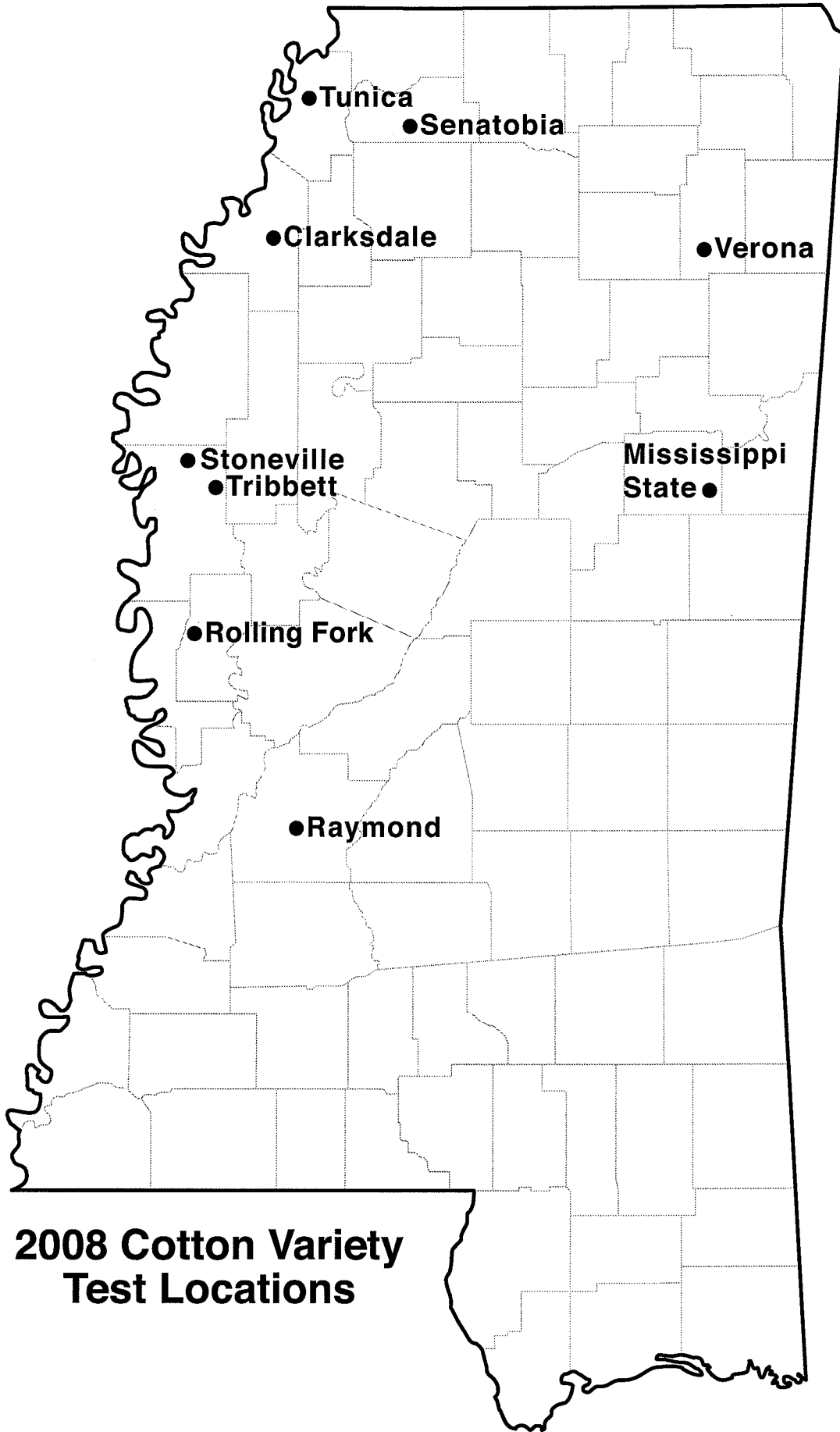
W.E. Clark
Delta Research and Extension Center
Mississippi State University
Stoneville, MS

Susan Shi
Delta Research and Extension Center
Mississippi State University
Stoneville, MS

ACKNOWLEDGMENT:

Most of the variety trial locations are on research stations throughout the state. Trials that are planted on commercial farms give an added dimension to the results. While on-farm trials present logistical obstacles to researchers and to producer-cooperators, data from these trials give an important indication of how varieties will perform in real world situations. The authors wish to express their appreciation to Sammy Soignier of the Raymond Experiment Station, Robert Sullivan and Jim Nichols of the Cotton Improvement Program at Delta Research and Extension Center for their technical assistance, Mark Silva for providing weather information, Dr. Dennis Rowe for his statistical assistance, and also to the Mississippi cotton producers who allowed us to conduct these variety trials on their farms and often put up with the aggravation of farming around small-plot research:

George Perry, Tunica	Cliff Heaton, Clarksdale
Clark Carter, Rolling Fork	Kenny Hurt, Senatobia



**2008 Cotton Variety
Test Locations**

Contents

Introduction

List of Tables

Summary of Yields and Fiber Qualities

OVT

Delta Region	6
Hill Region.....	9
New Entry	12

2-Year Summary of Yields and Fiber Qualities

OVT

Delta Region	15
Hill Region.....	16

3-Year Summary of Yields and Fiber Qualities

OVT

Delta Region	16
Hill Region.....	17

Results

Location 1. Delta Region, Stoneville – Rainfall and Agronomics	18
OVT	19
New Entry	20
Location 2. Delta Region, Clarksdale – Rainfall and Agronomics.....	21
OVT	22
Location 3. Delta Region, Rolling Fork – Rainfall and Agronomics	23
OVT	24
Location 4. Delta Region, Tribbett – Rainfall and Agronomics.....	25
OVT	26
New Entry	27
Location 5. Delta Region, Tunica – Rainfall and Agronomics.....	28
OVT	29
Location 6. Hill Region, Miss. State – Rainfall and Agronomics	30
OVT	31
New Entry	32
Location 7. Hill Region, Verona – Rainfall and Agronomics	33

OVT	34
New Entry	35
Location 8. Hill Region, Raymond – Rainfall and Agronomics.....	36
OVT	37
Location 9. Hill Region, Senatobia – Rainfall and Agronomics	38
OVT	39

Introduction

Variety selection is one of the first decisions a cotton producer makes each season, and perhaps the single most important. Results from this research are intended to be an aid in making this crucial decision. Certain data will also be of interest to ginners, millers, and other sectors of the cotton industry. Results are reported for varieties submitted by cottonseed companies wishing to participate in the trial.

All varieties, regardless of transgenes present, were evaluated in tests using standard management practices, including conventional chemical control of insects and weeds. Tests are designed to estimate variety yield potential and not potential advantages offered by transgenic traits or a particular "production system".

In all tests, seed of each variety was supplied by the company that desired to participate in the trial. Recommended management practices were followed in each test. The on-farm cooperators determined planting dates, fertilizer rates, amount of supplemental irrigation, defoliation date, insect, and weed control strategies, and harvest date. Test results do not represent all growing and environmental conditions in the state, but they provide a guide to producers in selecting among varieties best suited for their growing conditions.

Varieties submitted for testing were divided into two groups: Outstanding Variety Test (OVT) and New entry test (NEW). The OVT was comprised of thirty-eight varieties and conducted at five Delta region locations (Stoneville, Clarksdale, Rolling Fork, Tribbett, Tunica) and four Hill region locations (Miss. State, Senatobia, Raymond, and Verona). The NEW test was comprised of seventeen varieties and conducted at four locations: Stoneville, Tribbett, Miss. State, and Verona. This test provides for the evaluation of varieties not previously tested in the Mississippi Variety Trials but are scheduled for commercial release within one year. Commercial varieties DP445BG/RR, DP434RR, ST5599BR, and PHY370WR were included as common "check" varieties in both of the two trials.

All test plots consisted of two rows, 40 feet in length, with a row spacing of 38 or 40 inches. Experimental design for each trial consisted of a Randomized Complete Block with 4 replications. Estimation of lint percentage, boll size (seed cotton weight in grams per boll), seed index (weight in grams of 100 fuzzy seed), and fiber properties was based upon a hand-picked 50-boll sample from 4 replications at each location. Samples were ginned on a 10-inch saw laboratory gin. HVI fiber property determinations were made by Starlab, Inc., Knoxville, TN. Yield determinations were based on the weight of seed cotton mechanically harvested from two-row plots and the hand-picked boll samples. The Cotton Loan Evaluation Program (Larry Falconer, 2008) was used to estimate the Gross Return value.

Summary statistics are presented at the bottom of tables for individual locations to aid in interpreting test results. Despite efforts to provide a uniform test environment, all experiments are subject to a certain degree of error due to variation between plots

arising from differences in soil type, fertility, insect damage, weed pressure, etc. Therefore, yield potential (and performance with respect to other characteristics) cannot be measured with complete accuracy. By conducting replicated trials, we can account for or remove some, but not all of the effect of non-uniform conditions among plots. As a result, the mean performance of some varieties may be numerically different, but not statistically different when variability in the test is taken into account. The Least Significant Difference (LSD) value estimates the smallest difference between two varieties that should be considered something other than natural variation. For example, if the LSD for lint yield in a given trial is 80 lb/A, varieties that differ by less than 80 lb/A should not be considered significant different.

The coefficient of variation (CV) is a measure of relative precision of a given trial and is generally considered to be an estimate of the variation about the means in that trial. In general, the higher the CV value, the less precise a given trial. The R^2 value is another measure of relative precision. The higher the R^2 value, the more precise a given trial.

For the results across locations, the averages were presented without statistics. Due to the differences in soil texture, rainfall, and management level among the different test locations, varieties did not respond similarly at each location resulting in high significant interactions. Therefore, statistics are presented for individual locations only.

Results and Conclusions

The 2008 growing season could be described as “nearly” normal. Planting season was delayed in many parts of Mississippi due to wet weather but continued to look like there would be an excellent crop. Ten to 30 inches of rain from Hurricanes Gustaf and Ike in August and September caused boll rot, seed sprouting, delay in defoliation, and obviously a reduction in yields. Some locations experienced medium water stress during early season. Plant bugs and spider mites were also problems at several locations, especially at Stoneville, and most likely had an impact on yield; even though insecticides were sprayed over ten times. Due to rainy weather at some locations, harvest was delayed much later than normal and it postponed the fiber analysis process. Yield for Raymond was not reported due to potash deficiency. A late application of herbicide at Rolling Fork resulted in omitting results for this location as well.

A given variety may perform extremely well or extremely poor due either to chance variation or response to environmental conditions in that particular site and year. Because of that, it is important to base variety selection decisions on as many environments as possible. While it is hoped that newer varieties will perform better than older varieties, this is not always the case. Greater confidence should be put in varieties that have performed well over two or more years than varieties that are in their first year of testing. Producers should consider these new varieties/technologies as not being thoroughly evaluated until multiple year, multiple locations results are available.

Results of these variety trials should be used as a guide in conjunction with all other available sources of information, such as personal experience, demonstration plots, and even out of state trials when making variety selection decisions.

Entry Designation Abbreviations and Affiliated Companies

Abbreviation	Company
DG	United Agri. Pro (UAP)
FM	Bayer CropScience
BCSX	Bayer CropScience
AM	Americot, Inc
NG	Americot, Inc
DP	Delta and Pine Land (Monsanto)
CG	Cropland Genetics
ST	Stoneville
Linwood	Seed-Tec Genetics
PHY	Phytogen (Dow AgroSciences)
MISCOT	Miss. State Univ. Cotton

List of Tables for Results of the 2008 Mississippi State University Cotton Variety Trials	
Table 1	Average lint yield and fiber quality traits over locations in the Delta Region 2008 Mississippi State University Cotton Variety Trials
Table 2	2008 Mississippi State University Delta Region Cotton Variety Trial - yield, loan value, and per acre returns
Table 3	Average lint yield for each location in the Delta Region 2008 Mississippi State University Cotton Variety Trials
Table 4	Average lint yield and fiber quality traits over locations in the Hill Region 2008 Mississippi State University Cotton Variety Trials
Table 5	2008 Mississippi State University Hill Region Cotton Variety Trial - yield, loan value, and per acre returns
Table 6	Average lint yield for each location in the Hill Region 2008 Mississippi State University Cotton Variety Trials
Table 7	Average lint yield and fiber quality traits over locations in Delta and Hill Regions New Entry Test in the 2008 Mississippi State University Cotton Variety Trials
Table 8	2008 Mississippi State University Delta & Hill Region New Entry Cotton Variety Trial - yield, loan value, and per acre returns
Table 9	Average lint yield for each location in the Hill and Delta Regions New Entry Test in the 2008 Mississippi State University Cotton Variety Trials
Table 10	Average lint yield and fiber quality traits over two years (2007-2008) in the Delta Region Mississippi State University Cotton Variety Trials
Table 11	Average lint yield and fiber quality traits over two years (2007-2008) in the Hill Region Mississippi State University Cotton Variety Trials
Table 12	Average lint yield and fiber quality traits over three years (2006-2008) in the Delta Region Mississippi State University Cotton Variety Trials
Table 13	Average lint yield and fiber quality traits over three years (2006-2008) in the Hill Region Mississippi State University Cotton Variety Trials
Table 14	Rainfall and agronomic information for Stoneville, MS (Delta Region)
Table 15	Stoneville, MS location of the Delta Region 2008 Mississippi State University Cotton Variety Trial grown on a Bosket Very Fine Sandy Loam Soil
Table 16	Stoneville, MS location of the Delta Region New Entry Test in the 2008 Mississippi State University Cotton Variety Trial grown on a Bosket Very Fine Sandy Loam Soil
Table 17	Rainfall and agronomic information for Clarksdale, MS (Delta Region)
Table 18	Clarksdale, MS location of the Delta Region 2008 Mississippi State University Cotton Variety Trial grown on a Dubbs Soil
Table 19	Rainfall and agronomic information for Rolling Fork, MS (Delta Region)
Table 20	Rolling Fork, MS location of the Delta Region 2008 Mississippi State University Cotton Variety Trial grown on a Silty Clay Soil
Table 21	Rainfall and agronomic information for Tribbett, MS (Delta Region)
Table 22	Tribbett, MS location of the Delta Region 2008 Mississippi State University Cotton Variety Trial grown on a Forestdale-like Silty Clay Loam Soil
Table 23	Tribbett, MS location of the Delta Region New Entry Test in the 2008 Mississippi State University Cotton Variety Trial grown on a Forestdale-like Silty Clay Loam Soil.

Table 24	Rainfall and agronomic information for Tunica, MS (Delta Region)
Table 25	Tunica, MS location of the Delta Region 2008 Mississippi State University Cotton Variety Trial grown on Sharkey-alligator Clay
Table 26	Rainfall and agronomic information for Miss. State, MS (Hill Region)
Table 27	Miss. State, MS location of the Hill Region 2008 Mississippi State University Cotton Variety Trial grown on a Marietta Fine Sandy Loam Soil
Table 28	Miss. State, MS location of the Hill Region New Entry Test in the 2008 Mississippi State University Cotton Variety Trial grown on a Marietta Fine Sandy Loam Soil.
Table 29	Rainfall and agronomic information for Verona, MS (Hill Region)
Table 30	Verona , MS location of the Hill Region 2008 Mississippi State University Cotton Variety Trial grown on a Leeper Silty Clay Loam
Table 31	Verona, MS location of the Hill Region New Entry Test in the 2008 Mississippi State University Cotton Variety Trial grown on a Leeper Silty Clay Loam
Table 32	Rainfall and agronomic information for Raymond, MS (Hill Region)
Table 33	Raymond, MS location of the Hill Region 2008 Mississippi State University Cotton Variety Trial grown on a Loring Silty Loam Soil
Table 34	Rainfall and agronomic information for Senatobia, MS (Hill Region)
Table 35	Senatobia , MS location of the Hill Region 2008 Mississippi State University Cotton Variety Trial grown on a Memphis Silty Loam

Table 1. Average¹ lint yield and fiber quality traits over locations in the Delta Region 2008 Mississippi State University Cotton Variety Trials.

Variety	Lint Yield ² lb/a	Lint Percent %	Seed Index g	Boll Size g	Length inch	Uniformity			
						Index %	Strength g/tex	Elongation %	Micronaire mic
ST 5458 B2RF	1532	41.00	10.46	5.56	1.20	84.33	31.14	6.80	4.98
FM 1740 B2F	1491	43.03	10.47	5.34	1.19	85.18	29.54	6.80	4.80
DG 2570	1468	42.09	9.88	5.49	1.18	84.89	29.34	7.25	4.79
PHY 375 WRF	1442	42.24	9.89	5.06	1.16	84.50	28.32	6.90	4.63
PHY 370 WR - CK	1399	41.59	9.86	5.11	1.15	84.24	29.75	7.16	4.89
ST 5599 BR - CK	1381	40.85	10.47	5.93	1.17	83.97	31.07	6.67	4.91
DP 0924 B2RF	1376	41.56	9.63	4.86	1.16	84.58	28.84	7.16	4.91
ST 4498 B2RF	1368	40.18	10.07	5.31	1.17	84.64	30.66	7.57	4.69
DP 174 RF	1362	43.44	9.79	5.65	1.21	84.99	27.08	6.91	4.74
FM 1735 LLB2	1336	40.09	10.40	4.96	1.18	84.73	33.26	6.41	4.85
AM 1550 B2RF	1334	40.93	9.97	5.30	1.17	84.51	27.50	6.94	4.68
DP 434 RR - CK	1333	42.27	9.94	5.27	1.20	84.88	26.66	6.95	4.61
AM 1532 B2RF	1330	40.04	10.04	4.84	1.21	85.15	26.43	6.83	4.50
DP 555 BG/RR	1324	44.09	8.28	4.60	1.17	83.54	29.18	6.34	4.48
PHY 485 WRF	1320	40.26	9.59	4.68	1.18	85.15	30.53	7.67	4.94
NG 3331 B2RF	1319	40.93	9.89	5.22	1.16	85.36	30.59	7.23	5.04
DP 445 BG/RR - CK	1315	42.15	9.72	5.34	1.18	84.90	30.91	7.22	4.84
CG 3220 B2RF	1308	41.07	10.10	5.15	1.18	84.89	27.83	7.12	4.71
DP 0935 B2RF	1291	42.62	10.18	5.68	1.17	84.64	28.08	6.82	4.77
CG 4020 B2RF	1287	40.27	9.69	4.84	1.21	84.83	26.18	6.86	4.44
FM 835 LLB2 ³	1282	38.51	10.85	5.93	1.24	86.59	31.90	6.71	4.53
ST 4554 B2RF	1273	39.46	10.36	5.16	1.18	84.33	29.93	7.74	4.85
DP 161 B2RF	1268	39.80	9.19	4.65	1.23	85.84	31.54	6.95	4.69
PHY 315 RF	1265	41.96	9.99	5.14	1.18	84.27	28.78	6.76	4.59
DP 164 B2RF	1265	39.89	9.51	4.89	1.22	84.78	30.16	6.74	4.75
CG 3020 B2RF	1251	39.38	10.10	4.90	1.17	84.83	27.09	7.05	4.41
ST 5327 B2RF	1241	41.31	9.49	4.70	1.18	85.04	29.86	7.03	4.64
CG 3035 RF	1240	42.70	9.69	5.39	1.18	84.96	28.36	7.28	4.71
DG 2520	1233	40.09	9.96	4.92	1.21	84.79	26.67	6.81	4.46
DP 141 B2RF	1231	40.17	9.36	5.03	1.24	84.67	30.50	6.91	4.51
ST 4427 B2RF	1229	39.57	9.98	4.77	1.17	84.59	30.08	6.81	4.63
FM 840 B2F	1221	38.59	10.58	5.50	1.27	86.61	31.58	6.93	4.51
PHY 425 RF	1220	39.31	10.07	4.84	1.19	85.34	30.38	7.58	5.07
NG 4377 B2RF	1213	40.71	9.58	5.01	1.16	84.93	29.18	7.16	4.71
NG 4370 B2RF	1209	40.18	10.04	5.01	1.17	85.11	29.53	7.08	4.64
DP 121 RF	1196	42.49	9.52	5.03	1.17	84.64	30.49	7.16	4.98
DP 143 B2RF	1153	39.58	9.63	5.18	1.26	84.66	28.09	6.59	4.35
CG 3520 B2RF	1149	39.35	9.60	4.51	1.19	84.36	26.33	7.03	4.57
MEAN	1302	40.04	10.04	4.84	1.21	85.15	26.43	6.83	4.50
REPS	16	16	16	16	16	16	16	16	16

¹Least squares means.

²Data of Rolling Fork was not included due to herbicide problems.

Table 2. 2008 Mississippi State University Delta Region Cotton Variety Trial - yield, loan value, and per acre returns.

Variety	Lint Yield lb/a	Lint Percent %	Estimated	Loan Price ¹ cents/lb	Lint Value \$/a	Seed Value ² \$/a	Gross Return \$/a
			Seed Yield lb/a				
ST 5458 B2RF	1532	41.00	2451	54.40	833	276	1109
FM 1740 B2F	1491	43.03	2385	54.30	809	268	1077
DG 2570	1468	42.09	2349	54.05	794	264	1058
PHY 375 WRF	1442	42.24	2306	54.05	779	259	1038
PHY 370 WR - CK	1399	41.59	2239	54.20	759	252	1011
ST 5599 BR - CK	1381	40.85	2210	54.40	751	249	1000
DP 0924 B2RF	1376	41.56	2202	54.05	744	248	992
ST 4498 B2RF	1368	40.18	2188	54.50	745	246	991
DP 174 RF	1362	43.44	2180	54.05	736	245	981
FM 1735 LLB2 ³	1336	40.09	2137	54.50	728	240	968
AM 1550 B2RF	1334	40.93	2135	54.05	721	240	961
DP 434 RR - CK	1333	42.27	2133	54.05	720	240	960
AM 1532 B2RF	1330	40.04	2128	54.05	719	239	958
DP 555 BG/RR	1324	44.09	2119	53.95	714	238	952
PHY 485 WRF	1320	40.26	2112	54.50	719	238	957
NG 3331 B2RF	1319	40.93	2110	52.65	694	237	931
DP 445 BG/RR - CK	1315	42.15	2104	54.50	717	237	954
CG 3220 B2RF	1308	41.07	2093	54.05	707	235	942
DP 0935 B2RF	1291	42.62	2065	54.05	698	232	930
CG 4020 B2RF	1287	40.27	2060	54.05	696	232	928
FM 835 LLB2 ³	1282	38.51	2051	54.60	700	231	931
ST 4554 B2RF	1273	39.46	2036	54.20	690	229	919
DP 161 B2RF	1268	39.80	2029	54.60	692	228	920
PHY 315 RF	1265	41.96	2025	53.95	683	228	911
DP 164 B2RF	1265	39.89	2024	54.30	687	228	915
CG 3020 B2RF	1251	39.38	2002	54.05	676	225	901
ST 5327 B2RF	1241	41.31	1986	54.30	674	223	897
CG 3035 RF	1240	42.70	1983	54.05	670	223	893
DG 2520	1233	40.09	1973	54.05	666	222	888
DP 141 B2RF	1231	40.17	1969	54.50	671	222	893
ST 4427 B2RF	1229	39.57	1966	54.30	667	221	888
FM 840 B2F	1221	38.59	1953	54.60	667	220	887
PHY 425 RF	1220	39.31	1952	52.45	640	220	860
NG 4377 B2RF	1213	40.71	1941	54.05	656	218	874
NG 4370 B2RF	1209	40.18	1934	54.30	656	218	874
DP 121 RF	1196	42.49	1914	54.30	650	215	865
DP 143 B2RF	1153	39.58	1845	54.05	623	208	831
CG 3520 B2RF	1149	39.35	1838	53.95	620	207	827

¹ A color and leaf grade of 41-2 was assumed for all calculations.

² Estimates based upon a seed value of \$225 per ton.

Loan Price was determined by entering OVT fiber data into the Cotton Loan 2008 Calculator. The Loan Calculator was developed through funding from Cotton Incorporated by Dr. Larry Falconer, Texas A&M Corpus Christi. The values are based on USDA premium and discount schedules for cotton entering the Commodity Credit Corporation (CCC) loan program. The information presented presumes a standard leaf and color grade since this information is needed to calculate the values and is not available from OVT data. Color and leaf grade different than standard grades might affect the results. Value per Acre is simply the Loan Price multiplied by the lint yield per acre.

Table 3. Average¹ lint yield for each location in the Delta Region 2008 Mississippi State University Cotton Variety Trials.

Variety	STONEVILLE	CLARKSDALE	TRIBBETT	TUNICA	OVER LOCATIONS ²
	lb/a	lb/a	lb/a	lb/a	lb/a
ST 5458 B2RF	1331	2027	1370	1400	1532
FM 1740 B2F	1368	1727	1405	1462	1491
DG 2570	1247	1797	1210	1619	1468
PHY 375 WRF	1237	1769	1169	1591	1442
PHY 370 WR - CK	1236	1731	1252	1379	1399
ST 5599 BR - CK	1245	1765	1352	1163	1381
DP 0924 B2RF	1198	1593	1345	1367	1376
ST 4498 B2RF	1151	1602	1220	1497	1368
DP 174 RF	1524	1815	1337	772	1362
FM 1735 LLB2	1290	1603	1231	1218	1336
AM 1550 B2RF	1136	1524	1110	1567	1334
DP 434 RR - CK	1391	1679	1274	987	1333
AM 1532 B2RF	1110	1532	1237	1442	1330
DP 555 BG/RR	1373	1958	1114	852	1324
PHY 485 WRF	1124	1544	1409	1203	1320
NG 3331 B2RF	1187	1745	1213	1130	1319
DP 445 BG/RR - CK	1120	1554	1166	1420	1315
CG 3220 B2RF	1120	1605	1072	1435	1308
DP 0935 B2RF	1232	1576	1155	1200	1291
CG 4020 B2RF	1124	1478	1199	1348	1287
FM 835 LLB2	1339	1569	1061	1158	1282
ST 4554 B2RF	1104	1602	1142	1243	1273
DP 161 B2RF	1295	1699	1025	1054	1268
PHY 315 RF	1151	1705	1201	1004	1265
DP 164 B2RF	1142	1742	1118	1058	1265
CG 3020 B2RF	954	1466	1312	1272	1251
ST 5327 B2RF	1214	1553	1019	1179	1241
CG 3035 RF	1167	1621	1088	1082	1240
DG 2520	1070	1347	1174	1341	1233
DP 141 B2RF	1205	1551	1125	1041	1231
ST 4427 B2RF	1169	1558	1021	1168	1229
FM 840 B2F	1097	1511	1087	1188	1221
PHY 425 RF	1350	1456	1224	849	1220
NG 4377 B2RF	1081	1467	1129	1175	1213
NG 4370 B2RF	1056	1482	1154	1144	1209
DP 121 RF	1117	1498	1144	1027	1196
DP 143 B2RF	1149	1314	1088	1061	1153
CG 3520 B2RF	861	1338	1071	1326	1149
MEAN	1191	1610	1185	1219	1302
LSD (.10)	129	180	150	154	-
R-square	0.73	0.59	0.50	0.77	-
CV (%)	9.20	9.51	10.65	10.66	-
REPS	4	4	4	4	16

¹Least squares means.

²Yield data of Rolling Fork was not included due to herbicide problems.

Table 4. Average¹ lint yield and fiber quality traits over locations in the Hill Region 2008 Mississippi State University Cotton Variety Trials.

Variety	Lint Yield ² lb/a	Lint Percent %	Seed Index g	Boll Size g	Length inch	Uniformity Index %	Strength g/tex	Elongation %	Micronaire mic
ST 5458 B2RF	1456	41.31	10.60	5.36	1.18	83.76	30.02	6.53	4.78
FM 1740 B2F	1455	42.39	10.72	5.70	1.17	84.50	28.85	6.55	4.50
ST 5599 BR - CK	1406	40.87	10.95	6.14	1.15	83.72	30.85	6.39	4.66
PHY 485 WRF	1354	40.16	9.80	4.88	1.17	84.73	30.59	7.42	4.74
PHY 370 WR - CK	1329	41.47	10.04	5.38	1.12	84.18	30.07	6.96	4.64
PHY 375 WRF	1316	42.50	9.66	5.03	1.15	83.75	27.61	6.52	4.20
PHY 425 RF	1298	39.95	10.23	5.16	1.18	85.09	30.12	7.41	4.84
DP 141 B2RF	1281	39.69	9.35	4.91	1.22	83.91	29.43	6.52	4.26
PHY 315 RF	1274	42.52	10.12	5.23	1.17	84.20	28.33	6.48	4.43
DP 0935 B2RF	1259	41.87	10.30	5.80	1.16	84.49	29.04	6.70	4.43
DP 0924 B2RF	1255	40.77	9.57	4.82	1.14	84.13	28.39	6.86	4.58
DG 2570	1251	40.68	10.08	5.48	1.16	84.48	28.86	7.08	4.40
DP 174 RF	1245	43.71	9.99	5.67	1.21	84.42	26.87	6.70	4.38
NG 3331 B2RF	1243	40.23	10.44	5.19	1.15	85.18	31.65	7.01	4.86
ST 4498 B2RF	1241	40.28	9.69	5.33	1.15	84.49	31.02	7.27	4.25
DP 555 BG/RR	1217	42.33	8.69	4.89	1.16	83.10	28.74	6.06	4.48
NG 4377 B2RF	1216	40.69	9.83	5.26	1.14	84.54	29.30	6.99	4.67
DP 445 BG/RR - CK	1211	41.35	9.95	5.15	1.16	84.51	30.09	6.95	4.51
CG 4020 B2RF	1200	39.99	10.10	4.87	1.20	84.68	26.71	6.70	4.26
DG 2520	1198	39.69	9.79	4.76	1.18	84.24	26.57	6.66	4.14
ST 4554 B2RF	1196	39.53	10.16	5.10	1.16	84.16	29.28	7.34	4.49
AM 1550 B2RF	1196	40.48	10.16	5.13	1.14	83.91	27.37	6.68	4.26
DP 434 RR - CK	1191	41.37	9.86	5.32	1.20	84.92	26.15	6.68	4.20
CG 3035 RF	1186	41.65	10.23	5.44	1.16	84.59	28.86	7.15	4.33
CG 3220 B2RF	1184	40.64	10.00	5.02	1.16	83.63	27.36	6.72	4.41
AM 1532 B2RF	1172	39.83	9.89	4.84	1.18	84.08	26.43	6.58	4.13
DP 121 RF	1171	42.87	9.49	4.98	1.16	84.56	30.53	7.01	4.80
DP 143 B2RF	1170	38.90	9.93	5.20	1.24	84.17	27.80	6.19	4.06
FM 840 B2F	1159	39.54	10.10	5.49	1.23	85.39	30.74	6.65	4.31
ST 5327 B2RF	1153	40.45	9.31	4.53	1.17	84.74	29.66	6.91	4.13
CG 3520 B2RF	1144	38.90	9.41	4.39	1.17	84.52	25.02	6.73	4.23
CG 3020 B2RF	1142	38.66	9.86	4.79	1.14	83.88	26.60	6.77	4.03
NG 4370 B2RF	1142	39.82	9.71	4.98	1.15	84.56	29.84	6.95	4.48
DP 164 B2RF	1128	38.97	9.43	5.07	1.20	84.34	29.32	6.33	4.39
DP 161 B2RF	1113	38.43	8.99	4.58	1.22	84.87	30.82	6.63	4.31
ST 4427 B2RF	1090	39.12	9.93	4.73	1.15	84.15	29.23	6.57	4.39
FM 1735 LLB2 ³	-	39.71	10.58	5.15	1.17	84.59	33.12	6.21	4.64
FM 835 LLB2 ³	-	38.35	10.96	6.04	1.22	85.78	32.32	6.61	4.36
MEAN	1241	40.54	9.96	5.17	1.17	84.41	29.03	6.76	4.43
REPS	11	16	16	16	16	16	16	16	16

¹Least squares means.

²Yield data of Raymond was not included due to potash deficiency; Rep 1 yield data of Miss. State was not reported due to excessive rank growth caused by irrigation.

³Yield data for FM 1735 LLB2 and FM 835 LLB2 were not reported due to herbicide problems.

Table 5. 2008 Mississippi State University Hill Region Cotton Variety Trial - yield, loan value, and per acre returns.

Variety	Lint Yield lb/a	Lint Percent %	Estimated Seed Yield lb/a	Loan Price ¹ cents/lb	Lint Value \$/a	Seed Value ² \$/a	Gross Return \$/a
ST 5458 B2RF	1456	41.31	2329	54.20	789	262	1051
FM 1740 B2F	1455	42.39	2328	54.05	787	262	1049
ST 5599 BR - CK	1406	40.87	2249	54.40	765	253	1018
PHY 485 WRF	1354	40.16	2166	54.50	738	244	982
PHY 370 WR - CK	1329	41.47	2126	54.20	720	239	959
PHY 375 WRF	1316	42.50	2105	54.10	712	237	949
PHY 425 RF	1298	39.95	2077	54.30	705	234	939
DP 141 B2RF	1281	39.69	2049	54.10	693	231	924
PHY 315 RF	1274	42.52	2038	53.95	687	229	916
DP 0935 B2RF	1259	41.87	2014	53.95	679	227	906
DP 0924 B2RF	1255	40.77	2009	53.95	677	226	903
DG 2570	1251	40.68	2001	53.95	675	225	900
DP 174 RF	1245	43.71	1992	53.95	672	224	896
NG 3331 B2RF	1243	40.23	1988	54.50	677	224	901
ST 4498 B2RF	1241	40.28	1985	54.55	677	223	900
DP 555 BG/RR	1217	42.33	1947	53.85	655	219	874
NG 4377 B2RF	1216	40.69	1946	54.05	658	219	877
DP 445 BG/RR - CK	1211	41.35	1938	54.30	658	218	876
CG 4020 B2RF	1200	39.99	1919	54.20	650	216	866
DG 2520	1198	39.69	1917	54.10	648	216	864
ST 4554 B2RF	1196	39.53	1914	53.95	645	215	860
AM 1550 B2RF	1196	40.48	1913	54.10	647	215	862
DP 434 RR - CK	1191	41.37	1906	54.20	646	214	860
CG 3035 RF	1186	41.65	1897	54.05	641	213	854
CG 3220 B2RF	1184	40.64	1894	53.95	639	213	852
AM 1532 B2RF	1172	39.83	1875	54.10	634	211	845
DP 121 RF	1171	42.87	1874	54.50	638	211	849
DP 143 B2RF	1170	38.90	1872	54.10	633	211	844
FM 840 B2F	1159	39.54	1855	54.50	632	209	841
ST 5327 B2RF	1153	40.45	1845	54.45	628	208	836
CG 3520 B2RF	1144	38.90	1831	52.85	605	206	811
CG 3020 B2RF	1142	38.66	1828	54.10	618	206	824
NG 4370 B2RF	1142	39.82	1827	54.30	620	206	826
DP 164 B2RF	1128	38.97	1804	53.95	608	203	811
DP 161 B2RF	1113	38.43	1781	54.50	607	200	807
ST 4427 B2RF	1090	39.12	1743	53.95	588	196	784
FM 1735 LLB2 ³	-	39.71	-	54.50	-	-	-
FM 835 LLB2 ³	-	38.35	-	54.60	-	-	-

¹ A color and leaf grade of 41-2 was assumed for all calculations.

² Estimates based upon a seed value of \$225 per ton.

³Yield data for FM 1735 LLB2 and FM 835 LLB2 were not reported due to herbicide problems.

A&M Corpus Christi. The values are based on USDA premium and discount schedules for cotton entering the Commodity Credit Corporation (CCC) loan program. The information presented presumes a standard leaf and color grade since this information is needed to calculate the values and is not available from OVT data. Color and leaf grade different than standard grades might affect the results.

Value per Acre is simply the Loan Price multiplied by the lint yield per acre.

Table 6. Average¹ lint yield for each location in the Hill Region 2008 Mississippi State University Cotton Variety Trials.

Variety	MISS. STATE ²	VERONA	SENATOBIA	OVER LOCATIONS ³
	lb/a	lb/a	lb/a	lb/a
ST 5458 B2RF	1261	1538	1568	1456
FM 1740 B2F	1310	1440	1615	1455
ST 5599 BR - CK	1182	1567	1467	1406
PHY 485 WRF	1146	1528	1387	1354
PHY 370 WR - CK	1062	1418	1506	1329
PHY 375 WRF	1100	1341	1507	1316
PHY 425 RF	1067	1615	1212	1298
DP 141 B2RF	1253	1429	1160	1281
PHY 315 RF	1179	1302	1341	1274
DP 0935 B2RF	1137	1307	1332	1259
DP 0924 B2RF	1133	1321	1313	1255
DG 2570	962	1398	1393	1251
DP 174 RF	993	1458	1283	1245
NG 3331 B2RF	1198	1398	1132	1243
ST 4498 B2RF	1012	1279	1432	1241
DP 555 BG/RR	1337	1438	875	1217
NG 4377 B2RF	1045	1287	1318	1216
DP 445 BG/RR - CK	856	1258	1520	1211
CG 4020 B2RF	1011	1224	1364	1200
DG 2520	955	1196	1443	1198
ST 4554 B2RF	1010	1265	1314	1196
AM 1550 B2RF	868	1328	1392	1196
DP 434 RR - CK	977	1252	1344	1191
CG 3035 RF	1014	1365	1178	1186
CG 3220 B2RF	873	1292	1386	1184
AM 1532 B2RF	855	1269	1390	1172
DP 121 RF	933	1259	1321	1171
DP 143 B2RF	1080	1307	1123	1170
FM 840 B2F	969	1227	1281	1159
ST 5327 B2RF	835	1261	1363	1153
CG 3520 B2RF	849	1090	1493	1144
CG 3020 B2RF	963	1178	1286	1142
NG 4370 B2RF	1047	1290	1088	1142
DP 164 B2RF	1039	1204	1140	1128
DP 161 B2RF	949	1307	1084	1113
ST 4427 B2RF	863	1203	1202	1090
FM 1735 LLB2 ⁴	1000	1256	-	-
FM 835 LLB2 ⁴	877	1208	-	-
MEAN	1032	1324	1320	1241
LSD (.10)	207	115	152	-
R-square	0.55	0.68	0.67	-
CV (%)	14.75	7.41	9.70	-
REPS	3	4	4	11

¹Least squares means.

²The data of Rep 1 were not included due to excessive rank growth caused by irrigation.

³Yield data of Raymond was not reported due to potash deficiency.

⁴Yield data for FM 1735 LLB2 and FM 835 LLB2 were not reported due to herbicide problems.

Table 7. Average¹ lint yield and fiber quality traits over locations in Delta and Hill Regions New Entry Test in the 2008 Mississippi State University Cotton Variety Trials.

Variety	Lint Yield ² lb/a	Lint Percent %	Seed Index g	Boll Size g	Length inch	Uniformity			
						Index %	Strength g/tex	Elongation %	Micronaire mic
BSCX 0727 B2F	1416	42.44	8.99	4.99	1.16	83.50	28.46	6.90	4.88
BSCX 0888 LLB2	1380	41.07	10.51	5.34	1.18	84.51	31.64	6.70	4.94
ST 5599 BR - CK	1361	40.84	10.66	5.78	1.16	82.91	31.71	6.56	4.86
BCSX 0102 LL B2	1357	39.72	11.16	5.67	1.24	85.66	33.36	6.76	4.78
BCSX 0187 LLB2	1305	41.18	10.01	5.51	1.16	83.38	30.37	6.28	4.66
BSCX 0721 B2F	1296	43.20	8.98	4.70	1.19	84.62	29.29	7.59	4.79
DP 0924 B2RF	1293	41.06	9.78	4.86	1.14	83.90	28.96	6.99	4.93
BCSX 0704 B2F	1272	39.09	10.78	5.59	1.22	84.64	29.38	6.83	4.68
DP 434 RR - CK	1272	42.17	9.58	5.22	1.19	84.16	27.32	6.91	4.49
PHY 370 WR - CK	1241	41.35	9.91	4.89	1.13	84.11	30.88	7.11	4.68
DP 0935 B2RF	1215	42.87	9.78	5.27	1.15	83.67	28.19	6.81	4.56
MISCOT 8921-11	1169	39.18	10.59	5.17	1.17	84.48	30.34	7.26	4.69
DP 445 BG/RR - CK	1166	41.35	9.74	5.03	1.16	84.51	30.79	7.21	4.70
BSCX 0614 B2F	1148	38.43	10.41	5.39	1.21	84.53	29.58	6.91	4.43
MISCOT 0020-31n	1101	38.22	10.21	5.18	1.19	84.20	31.83	6.76	4.64
STG LINWOOD	1081	40.71	9.89	4.68	1.13	84.33	32.38	7.37	5.09
STG 210	1064	39.56	9.13	4.94	1.14	83.06	30.98	6.92	4.86
MEAN	1251	40.54	9.96	5.17	1.17	84.41	29.03	6.76	4.43
REPS	15	16	16	16	16	16	16	16	16

¹Least squares means.

² Rep 1 yield data of Miss. State were not included due to excessive rank growth caused by irrigation.

Table 8. 2008 Mississippi State University Delta & Hill Region New Entry Cotton Variety Trial - yield, loan value, and per acre returns.

Variety	Lint Yield lb/a	Lint Percent %	Estimated Seed Yield lbs/a	Loan Price ¹ cents/lb	Lint Value \$/a	Seed Value ² \$/a	Gross Return \$/a
BSCX 0727 B2F	1416	42.44	2265	53.95	764	255	1019
BSCX 0888 LLB2	1380	41.07	2209	54.50	752	249	1001
ST 5599 BR - CK	1361	40.84	2178	54.30	739	245	984
BCSX 0102 LL B2	1357	39.72	2171	54.60	741	244	985
BCSX 0187 LLB2	1305	41.18	2088	54.10	706	235	941
BSCX 0721 B2F	1296	43.20	2074	54.05	701	233	934
DP 0924 B2RF	1293	41.06	2068	53.95	697	233	930
BCSX 0704 B2F	1272	39.09	2036	54.05	688	229	917
DP 434 RR - CK	1272	42.17	2036	53.95	686	229	915
PHY 370 WR - CK	1241	41.35	1986	54.40	675	223	898
DP 0935 B2RF	1215	42.87	1944	53.95	656	219	875
MISCOT 8921-11	1169	39.18	1871	54.20	634	210	844
DP 445 BG/RR - CK	1166	41.35	1866	54.50	636	210	846
BCSX 0614 B2F	1148	38.43	1837	54.30	623	207	830
MISCOT 0020-31n	1101	38.22	1762	54.40	599	198	797
STG LINWOOD	1081	40.71	1730	52.55	568	195	763
STG 210	1064	39.56	1703	54.30	578	192	770

¹A color and leaf grade of 41-2 was assumed for all calculations.

²Estimates based upon a seed value of \$225 per ton.

Loan Price was determined by entering OVT fiber data into the Cotton Loan 2008 Calculator. The Loan Calculator was developed through funding from Cotton Incorporated by Dr. Larry Falconer, Texas A&M Corpus Christi. The values are based on USDA premium and discount schedules for cotton entering the Commodity Credit Corporation (CCC) loan program. The information presented presumes a standard leaf and color grade since this information is needed to calculate the values and is not available from OVT data. Color and leaf grade different than standard grades might affect the results. Value per Acre is simply the Loan Price multiplied by the lint yield per acre.

Table 9. Average¹ lint yield for each location in the Hill and Delta Regions New Entry Test in the 2008 Mississippi State University Cotton Variety Trials.

Variety	STONEVILLE	TRIBBETT	MISS. STATE ²	VERONA	OVER LOCATIONS
	lb/a	lb/a	lb/a	lb/a	lb/a
BSCX 0727 B2F	1174	1524	1364	1602	1416
BSCX 0888 LLB2	1384	1223	1351	1564	1380
ST 5599 BR - CK	1319	1254	1174	1699	1361
BCSX 0102 LL B2	1297	1276	1215	1640	1357
BCSX 0187 LLB2	1255	1047	1258	1662	1305
BSCX 0721 B2F	1134	1323	1298	1430	1296
DP 0924 B2RF	1285	1069	1206	1611	1293
BCSX 0704 B2F	1302	1187	1233	1367	1272
DP 434 RR - CK	1410	1220	1144	1315	1272
PHY 370 WR - CK	1248	1055	1233	1428	1241
DP 0935 B2RF	1178	988	1244	1451	1215
MISCOT 8921-11	1206	916	1098	1457	1169
DP 445 BG/RR - CK	1171	1029	1000	1466	1166
BSCX 0614 B2F	1084	1016	1201	1291	1148
MISCOT 0020-31n	1056	970	1112	1266	1101
STG LINWOOD	1089	944	918	1373	1081
STG 210	1150	826	961	1320	1064
MEAN	1220	1119	1177	1467	1251
LSD (.10)	188	165	164	107	-
R-square	0.50	0.72	0.65	0.79	-
CV (%)	13.01	11.94	10.05	6.07	-
REPS	4	4	3	4	15

¹Least squares means.

² Rep 1 yield data of Miss. State were not included due to excessive rank growth caused by irrigation.

Table 10. Average¹ lint yield and fiber quality traits over two years² (2007-2008) in the Delta Region Mississippi State University Cotton Variety Trials.

Variety	Lint Yield lb/a	Lint Percent %	Seed Index g	Boll Size g	Length inch	Uniformity			
						Index %	Strength g/tex	Elongation %	Micronaire mic
DP 434 RR	1458	42.01	10.01	5.25	1.19	84.68	28.01	7.46	4.80
ST 5458 B2RF	1441	41.28	10.21	5.32	1.16	83.81	31.25	7.40	5.15
ST 5599 BR	1382	40.66	10.71	5.63	1.15	84.00	31.87	7.32	5.11
ST 4498 B2RF	1382	40.10	9.95	5.22	1.15	84.96	32.38	8.28	4.88
PHY 370 WR	1370	41.74	10.14	4.95	1.13	84.23	31.61	7.84	5.14
DP 445 BG/RR	1368	41.44	9.95	5.14	1.17	84.96	31.82	7.86	4.96
PHY 485 WRF	1345	40.24	9.58	4.78	1.16	84.92	31.71	8.27	5.11
CG 4020 B2RF	1297	40.10	9.91	4.83	1.19	84.62	27.80	7.42	4.73
CG 3020 B2RF	1293	39.29	10.25	4.92	1.14	84.51	28.30	7.66	4.72
ST 4554 B2RF	1291	39.66	10.43	5.24	1.16	84.50	30.86	8.26	5.09
ST 4427 B2RF	1287	39.52	9.99	4.76	1.16	84.38	31.26	7.41	4.89
PHY 425 RF	1286	39.64	10.12	4.78	1.16	85.03	31.76	8.27	5.29
ST 5327 B2RF	1265	41.24	9.48	4.75	1.16	84.81	31.17	7.70	4.88
DP 121 RF	1252	42.37	9.50	5.03	1.16	84.63	31.64	7.83	5.19
DP 555 BG/RR	1229	43.67	8.27	4.64	1.15	83.64	30.32	6.96	4.83
CG 3520 B2RF	1221	39.28	9.81	4.52	1.17	84.56	27.61	7.57	4.74
DP 164 B2RF	1208	39.67	9.56	4.81	1.20	84.46	30.72	7.23	4.91
FM 1735 LLB2 ³	1197	39.23	10.72	5.08	1.17	84.90	33.56	7.10	4.97
DP 143 B2RF	1175	39.44	9.80	5.11	1.23	84.40	29.00	7.12	4.63
MEAN	1302	40.56	9.91	4.99	1.17	84.52	30.67	7.63	4.95

¹Least squares means.

² If a variety was in both the Early and MID test in 2007, means were used to calculate the two year average.

³ 2008 Data of Rolling Fork was not included due to herbicide problems.

Table 11. Average¹ lint yield and fiber quality traits over two years² (2007-2008) in the Hill Region Mississippi State University Cotton Variety Trials.

Variety	Lint Yield lb/a	Lint Percent %	Seed Index g	Boll Size g	Length inch	Uniformity			
						Index %	Strength g/tex	Elongation %	Micronaire mic
ST 5458 B2RF	1473	41.43	10.63	5.60	1.16	83.90	30.68	7.23	5.01
PHY 370 WR	1433	42.01	10.26	5.43	1.11	84.24	31.01	7.59	4.96
ST 5599 BR	1416	41.08	11.26	6.33	1.14	83.88	31.69	7.15	4.99
PHY 485 WRF	1384	40.47	9.84	4.96	1.15	84.73	31.26	8.05	4.97
DP 555 BG/RR	1350	42.96	8.73	5.05	1.14	82.98	29.74	6.76	4.85
DP 445 BG/RR	1331	41.63	9.88	5.35	1.15	84.63	30.85	7.53	4.65
PHY 425 RF	1305	40.18	10.35	5.09	1.16	85.08	31.01	8.05	5.13
ST 4498 B2RF	1289	40.55	9.83	5.46	1.14	84.59	31.79	7.98	4.54
DP 143 B2RF	1274	38.88	9.96	5.32	1.23	84.12	28.55	6.82	4.36
ST 5327 B2RF	1237	40.87	9.50	4.79	1.15	84.71	30.57	7.50	4.53
DP 164 B2RF	1221	39.14	9.66	5.12	1.19	84.40	29.80	7.01	4.62
ST 4554 B2RF	1221	40.36	10.23	5.25	1.14	84.10	30.18	8.05	4.86
ST 4427 B2RF	1210	39.84	9.92	4.89	1.14	84.20	30.48	7.27	4.75
CG 4020 B2RF	1195	40.14	10.24	5.06	1.18	84.64	27.26	7.22	4.49
DP 121 RF	1194	42.66	9.63	5.11	1.15	84.51	31.19	7.65	5.06
CG 3020 B2RF	1169	39.12	10.19	4.93	1.13	84.16	27.48	7.39	4.35
DP 434 RR	1160	41.63	9.92	5.43	1.19	84.86	27.80	7.30	4.46
CG 3520 B2RF	1135	39.06	9.66	4.50	1.16	84.51	26.36	7.30	4.45
MEAN	1278	40.61	10.03	5.20	1.16	84.35	30.05	7.41	4.73

¹Least squares means.

² If a variety was in both the Early and MID test in 2007, means were used to calculate the two year average.

Table 12. Average¹ lint yield and fiber quality traits over three years² (2006-2008) in the Delta Region Mississippi State University Cotton Variety Trials.

Variety	Lint Yield lb/a	Lint Percent %	Seed Index g	Boll Size g	Length inch	Uniformity			
						Index %	Strength g/tex	Elongation %	Micronaire mic
DP 434 RR	1301	42.37	9.43	5.13	1.14	83.83	27.07	7.50	4.73
ST 5599 BR	1237	40.52	10.51	5.69	1.11	83.14	30.29	7.35	5.10
PHY 485 WRF	1237	40.32	9.09	4.70	1.12	84.06	30.00	8.31	4.97
DP 445 BG/RR	1212	41.12	9.56	5.09	1.12	84.25	30.78	8.13	4.84
PHY 370 WR	1201	41.78	9.64	4.94	1.08	83.47	30.24	7.87	5.01
ST 4427 B2RF	1181	39.75	9.52	4.82	1.12	83.60	30.06	7.47	4.84
ST 4554 B2RF	1152	39.60	9.83	5.13	1.11	83.54	30.13	8.42	4.95
CG 4020 B2RF	1122	39.82	9.64	4.85	1.14	83.68	26.74	7.36	4.62
CG 3020 B2RF	1118	38.55	9.86	4.88	1.10	83.70	27.28	7.64	4.49
DP 555 BG/RR	1108	43.51	8.11	4.72	1.11	82.69	28.73	6.84	4.90
DP 164 B2RF	1102	39.42	9.08	4.89	1.15	83.47	29.53	7.24	4.87
CG 3520 B2RF	1086	38.95	9.27	4.60	1.12	83.61	26.41	7.52	4.60
DP 143 B2RF	1083	39.33	9.52	5.11	1.19	83.28	27.70	7.06	4.61
MEAN	1165	40.39	9.47	4.97	1.12	83.56	28.84	7.59	4.81

¹Least squares means.

² If a variety was in both the Early and MID test in 2006 or 2007, means were used to calculate the three year average.

Table 13. Average¹ lint yield and fiber quality traits over three years² (2006-2008) in the Hill Region Mississippi State University Cotton Variety Trials.

Variety	Lint Yield lb/a	Lint Percent %	Seed Index g	Boll Size g	Length inch	Uniformity			
						Index %	Strength g/tex	Elongation %	Micronaire mic
DP 555 BG/RR	1387	43.98	8.34	4.81	1.11	82.59	28.71	6.85	4.92
ST 5599 BR	1381	41.73	10.59	5.91	1.11	83.28	30.70	7.35	5.02
PHY 370 WR	1378	42.86	9.83	5.14	1.09	83.55	30.60	7.83	4.95
PHY 485 WRF	1342	41.72	9.19	4.53	1.12	84.14	30.64	8.31	4.96
DP 445 BG/RR	1289	42.29	9.48	5.02	1.13	84.24	30.52	7.93	4.66
DP 143 B2RF	1278	39.90	9.61	5.09	1.20	83.31	28.37	7.03	4.48
ST 4427 B2RF	1255	41.03	9.39	4.58	1.11	83.57	29.74	7.36	4.75
DP 164 B2RF	1228	40.02	9.16	4.88	1.16	83.68	29.23	7.24	4.71
ST 4554 B2RF	1190	41.13	9.51	4.84	1.11	83.55	30.01	8.36	4.83
DP 434 RR	1159	43.01	9.41	5.14	1.16	84.04	27.35	7.46	4.57
CG 4020 B2RF	1139	40.82	9.53	4.70	1.15	83.94	26.78	7.31	4.46
CG 3020 B2RF	1116	40.16	9.73	4.66	1.10	83.69	27.06	7.53	4.36
CG 3520 B2RF	1098	39.87	9.24	4.30	1.14	83.80	25.99	7.38	4.37
MEAN	1249	41.42	9.46	4.89	1.13	83.65	28.90	7.53	4.70

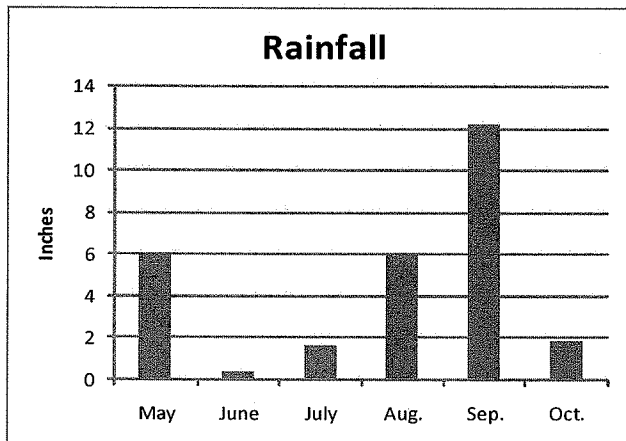
¹ Least squares means.

² If a variety was in both the Early and MID test in 2006 or 2007, means were used to calculate the three year average.

Table 14. Rainfall and agronomic information for Stoneville, MS (Delta Region).

Rainfall Summary (planting to harvest)

	Inches
May.....	6.05
June.....	0.42
July.....	1.64
August.....	6.03
September.....	12.18
October.....	1.88
Total.....	28.20



Soil Type..... Bosket Very Fine Sandy Loam Soil
 Fertilizer Added..... UAN (32% N) @ 3.43 cwt. (4-11-08).
 Herbicide Applications..... Staple @ 1.3 oz., Cotoran @ 1.5 pt., Prowl @ 1qt. (5-9-08). Caparol @ 1 pt., MSMA @ 2.7 pt. (6-23-08). Diuron @ 2 pt.(7-09-08).
 Insecticide Applications... Orthene @ 1 lb. (5-30-08). Orthene @ 1 lb. (6-3-08). Trimax @ 1 oz. (6-12-08), (6-18-08). Vydate @ 10.6 Oz. (6-25-08), Bidrin @ 8 oz., Zepher @ 6 oz. (7-1-08). Orthene @ 1 lb.(7-09-08). Capture @ 6.4 oz., Trimax @ 1 oz. (7-15-08). Capture @ 6.4 oz., Orthene @ .5 lb. (7-21-08). Zepher @ 6 oz., Capture @ 6.4 oz. (7-25-08). Capture @ 6.4 oz., Trimax @ 1 oz. (7-30-08). Orthene @ 1 lb. (8-07-08). Capture @ 6.4 oz., Orthene @ .5 lb. (8-14-08). Orthene @ 1 lb. (8-20-08).
 Irrigation..... June 26, 2008. July 30, 2008.
 Planting Date..... May 9, 2008
 Harvest Date..... October 24, 2008

Table 15. Stoneville, MS location of the Delta Region 2008 Mississippi State University Cotton Variety Trial grown on a Bosket Very Fine Sandy Loam Soil.

Variety	Lint Yield lb/a	Lint Percent %	Seed Index g	Boll Size g	Length inch	Uniformity			
						Index %	Strength g/tex	Elongation %	Micronaire mic
DP 174 RF	1524	45.48	9.40	5.19	1.19	83.38	27.38	6.80	5.20
DP 434 RR - CK	1391	42.96	9.55	4.99	1.17	83.60	28.75	6.93	4.98
DP 555 BG/RR	1373	44.99	7.83	4.44	1.18	82.88	31.30	6.18	5.00
FM 1740 B2F	1368	43.82	10.23	5.30	1.17	83.50	31.80	6.68	5.25
PHY 425 RF	1350	41.01	9.50	4.35	1.17	83.65	32.88	7.90	5.35
FM 835 LLB2	1339	38.47	10.85	5.81	1.25	85.83	34.33	6.63	4.78
ST 5458 B2RF	1331	41.92	10.08	5.28	1.19	83.38	32.88	6.93	5.25
DP 161 B2RF	1295	39.31	8.83	4.44	1.22	84.10	32.85	6.83	4.98
FM 1735 LLB2	1290	40.31	10.05	4.65	1.17	83.55	35.25	6.45	5.15
DG 2570	1247	42.42	9.90	5.10	1.18	83.55	31.30	7.20	5.05
ST 5599 BR - CK	1245	41.76	10.70	5.55	1.17	82.88	33.38	6.87	5.33
PHY 375 WRF	1237	42.57	9.38	4.64	1.16	83.50	30.83	6.80	4.85
PHY 370 WR - CK	1236	41.40	9.38	4.50	1.16	83.40	33.78	7.20	5.08
DP 0935 B2RF	1232	43.29	10.10	5.46	1.15	83.25	30.15	6.98	5.33
ST 5327 B2RF	1214	40.77	8.98	4.44	1.19	84.38	31.98	7.25	4.80
DP 141 B2RF	1205	40.52	9.33	4.81	1.24	83.85	32.30	6.95	4.98
DP 0924 B2RF	1198	41.32	9.40	4.48	1.17	83.50	30.25	7.08	5.10
NG 3331 B2RF	1187	41.20	9.60	4.91	1.17	84.43	33.23	7.28	5.28
ST 4427 B2RF	1169	38.81	9.50	4.25	1.18	84.20	32.28	6.83	4.73
CG 3035 RF	1167	43.00	9.45	4.92	1.18	84.53	29.23	7.20	4.93
ST 4498 B2RF	1151	39.73	9.68	4.89	1.17	83.13	33.88	7.78	4.93
PHY 315 RF	1151	42.33	9.58	4.71	1.20	83.58	31.05	6.78	4.88
DP 143 B2RF	1149	39.82	9.18	4.95	1.25	83.65	30.20	6.63	4.80
DP 164 B2RF	1142	39.21	9.23	4.82	1.23	84.00	32.23	6.78	5.10
AM 1550 B2RF	1136	41.67	9.63	4.95	1.17	83.30	29.35	6.98	5.05
PHY 485 WRF	1124	40.23	9.45	4.30	1.19	83.73	33.43	7.85	5.15
CG 4020 B2RF	1124	39.45	9.63	4.44	1.23	84.43	27.58	6.75	4.68
CG 3220 B2RF	1120	41.72	9.78	4.87	1.15	83.10	30.03	7.05	5.10
DP 445 BG/RR - CK	1120	41.21	9.78	5.08	1.17	83.68	33.93	7.53	5.20
DP 121 RF	1117	42.09	8.98	4.57	1.19	83.55	32.33	7.15	5.08
AM 1532 B2RF	1110	39.39	9.78	4.71	1.22	84.48	28.28	6.75	4.73
ST 4554 B2RF	1104	39.60	9.93	4.80	1.17	82.95	32.48	7.78	5.15
FM 840 B2F	1097	38.27	10.10	5.13	1.27	85.28	34.30	7.00	4.85
NG 4377 B2RF	1081	40.38	9.40	4.90	1.18	83.85	31.23	7.08	4.90
DG 2520	1070	39.98	9.63	4.57	1.21	83.75	27.25	6.88	4.80
NG 4370 B2RF	1056	39.80	9.75	4.70	1.18	84.40	31.18	7.03	4.93
CG 3020 B2RF	954	38.76	9.83	4.57	1.17	83.20	29.23	6.93	4.75
CG 3520 B2RF	861	39.50	9.50	3.95	1.19	83.00	28.90	7.03	4.90
MEAN	1191	41.01	9.60	4.80	1.19	83.75	31.39	7.02	5.01
LSD (.10)	129	0.75	0.50	0.35	0.03	1.06	1.45	0.23	0.25
R-square	0.73	0.91	0.68	0.70	0.68	0.42	0.81	0.83	0.52
CV (%)	9.20	1.55	4.40	6.23	1.94	1.08	3.93	2.82	4.24
REPS	4	4	4	4	4	4	4	4	4

Planted on 5/9/2008, Harvested on 10/24/2008.
All values represent least squares means.

Table 16. Stoneville, MS location of the Delta Region New Entry Test in the 2008 Mississippi State University Cotton Variety Trial grown on a Bosket Very Fine Sandy Loam Soil.

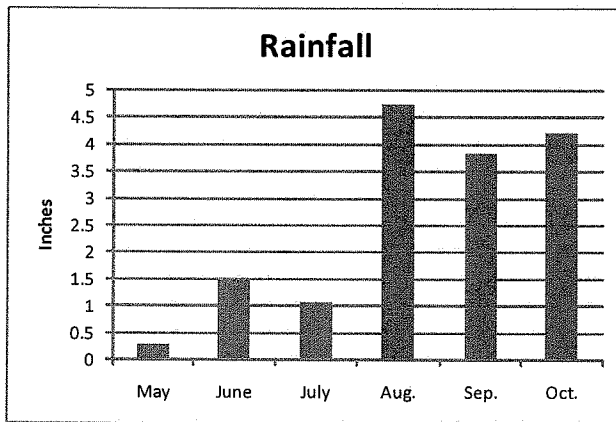
Variety	Lint Yield lb/a	Lint Percent %	Seed Index g	Boll Size g	Length inch	Uniformity			
						Index %	Strength g/tex	Elongation %	Micronaire mic
DP 434 RR - CK	1410	43.12	9.40	5.02	1.18	83.03	28.90	7.00	5.23
BSCX 0888 LLB2	1384	40.96	10.36	5.19	1.18	84.10	34.00	6.88	5.40
ST 5599 BR - CK	1319	41.64	10.18	5.54	1.17	81.83	33.65	6.70	5.20
BCSX 0704 B2F	1302	39.53	10.73	5.68	1.24	84.05	29.93	6.75	5.00
BCSX 0102 LL B2	1297	39.52	11.15	5.37	1.26	85.68	36.28	6.95	5.13
DP 0924 B2RF	1285	40.93	9.95	4.65	1.16	83.83	29.20	7.00	5.18
BCSX 0187 LLB2	1255	40.54	9.65	5.50	1.19	83.40	33.93	6.43	5.00
PHY 370 WR - CK	1248	40.93	9.65	4.53	1.17	83.75	33.13	7.33	4.90
MISCOT 8921-11	1206	38.62	10.65	4.97	1.19	83.68	32.93	7.23	5.00
DP 0935 B2RF	1178	42.95	10.08	5.40	1.16	83.48	29.95	6.88	5.05
BSCX 0727 B2F	1174	41.75	8.80	5.17	1.19	83.65	31.05	6.98	5.43
DP 445 BG/RR - CK	1171	41.27	9.70	4.84	1.15	83.38	33.45	7.48	5.20
STG 210	1150	39.18	9.15	4.76	1.16	83.35	32.85	6.90	5.13
BSCX 0721 B2F	1134	43.30	8.95	4.78	1.19	84.18	30.38	7.60	5.33
STG LINWOOD	1089	40.95	9.53	4.86	1.17	84.20	32.98	7.25	5.53
BSCX 0614 B2F	1084	38.16	10.18	5.54	1.24	84.65	30.93	6.83	4.75
MISCOT 0020-31n	1056	37.75	10.40	4.85	1.21	83.83	33.25	6.78	4.95
MEAN	1220	40.65	9.91	5.10	1.19	83.77	32.16	7.00	5.14
LSD (.10)	188	0.62	0.73	0.47	0.03	0.97	1.38	0.29	0.24
R-square	0.50	0.93	0.60	0.51	0.73	0.57	0.85	0.68	0.60
CV (%)	13.01	1.29	6.18	7.80	1.90	0.98	3.61	3.55	3.96
REPS	4	4	4	4	4	4	4	4	4

Planted on 5/9/2008, Harvested on 10/24/2008.
All values represent least squares means.

Table 17. Rainfall and agronomic information for Clarksdale, MS (Delta Region).

Rainfall Summary (planting to harvest)

	Inches
May.....	0.29
June.....	1.50
July.....	1.07
August.....	4.73
September.....	3.84
October.....	4.22
Total.....	15.65



Soil Type..... Dubbs Soil
 Fertilizer Added..... 120 units of N.
 Herbicide Applications.... Staple @ 1.3 oz., Cotoran @ 1.5 pt., Prowl @ 1qt. (5-20-08). Roundup @ 22 oz. (5-23-08). Staple @ 3 oz., Metolachlor@ 16 oz. (6-5-08).
 Insecticide Applications.. Baythroid @ 1 oz. (6-4-08). Acephate @ .5 lb. (6-14-08). Centric @ 1.5 oz. (6-18-08). Centric @ 1.5 oz., Acephate @ .5 lb. (6-25-08). Centric @ 2 oz. (6-28-08). Acephate@ .5 lb., Carbine @ 1.4 oz., Brigade @ 2.13 oz. (7-3-08). Acephate@ .5 lb., Carbine @ 1.4 oz., Brigade @ 2.13 oz., Stance @ 2.5 oz. (7-9-08). Bidrin @ 4 oz., Dimethoate @ 10.67 oz. (7-16-08). Intruder @ .6 oz., Brigade @ 3.66 oz., Acephate @ .5 lb. (7-23-08). Acephate @ .5 lb., Carbine @ 1.4 oz., Brigade @ 4.27 oz. (7-30-08). Acephate @ .75 lb., Dimethoate @ 8 oz., Brigade @ 4.27 oz.(8-6-08). Acephate @ .75 lb., Ammo @ 2.56 oz., Interpid @ 2.56 oz. (8-13-08). Acephate @ .75 lb., Dimethoate @ 8 oz., Ammo @ 2.56 oz. (8-28-08).
 Irrigation..... Non-irrigated
 Planting Date..... May 20, 2008
 Harvest Date..... October 31, 2007

Table 18. Clarksdale, MS location of the Delta Region 2008 Mississippi State University Cotton Variety Trial grown on a Dubbs Soil.

Variety	Lint Yield lb/a	Lint Percent %	Seed Index g	Boll Size g	Length inch	Uniformity			
						Index %	Strength g/tex	Elongation %	Micronaire mic
ST 5458 B2RF	2027	40.25	11.00	6.11	1.21	84.75	31.45	6.80	5.13
DP 555 BG/RR	1958	44.34	8.18	4.90	1.16	82.85	27.38	5.95	4.50
DP 174 RF	1815	44.52	10.10	6.06	1.19	84.10	28.15	6.85	5.18
DG 2570	1797	41.85	10.00	5.93	1.17	85.05	29.63	7.33	4.90
PHY 375 WRF	1769	42.68	10.43	5.38	1.16	84.40	28.88	7.00	4.88
ST 5599 BR - CK	1765	40.87	10.40	6.27	1.17	83.95	31.37	6.45	5.20
NG 3331 B2RF	1745	40.42	9.80	5.40	1.14	85.08	30.50	7.00	5.15
DP 164 B2RF	1742	39.85	9.45	5.18	1.22	84.63	30.25	6.68	4.85
PHY 370 WR - CK	1731	41.49	10.15	5.86	1.15	84.38	27.75	7.23	5.10
FM 1740 B2F	1727	42.93	10.73	5.54	1.19	85.23	29.38	6.73	5.05
PHY 315 RF	1705	42.26	9.95	5.46	1.16	84.03	27.88	6.68	4.83
DP 161 B2RF	1699	40.20	9.25	4.88	1.25	86.85	32.68	7.03	4.80
DP 434 RR - CK	1679	42.60	9.95	5.74	1.20	84.95	25.43	6.83	4.63
CG 3035 RF	1621	42.43	9.95	5.97	1.17	84.70	28.75	7.45	4.90
CG 3220 B2RF	1605	41.11	10.35	5.62	1.19	85.48	28.03	7.18	4.85
FM 1735 LLB2	1603	40.19	10.43	5.29	1.18	84.75	34.05	6.45	5.10
ST 4498 B2RF	1602	39.88	10.43	5.77	1.19	85.60	31.83	7.63	5.13
ST 4554 B2RF	1602	39.50	10.95	5.86	1.20	84.80	31.45	7.78	5.23
DP 0924 B2RF	1593	40.95	10.00	5.26	1.18	85.73	30.50	7.18	5.15
DP 0935 B2RF	1576	41.58	10.38	5.80	1.19	84.65	29.00	6.70	4.85
FM 835 LLB2	1569	38.48	10.80	6.25	1.23	86.60	31.98	6.70	4.68
ST 4427 B2RF	1558	39.88	10.28	5.18	1.18	84.68	30.03	6.68	4.90
DP 445 BG/RR - CK	1554	41.93	9.88	5.61	1.18	84.55	31.20	7.25	5.13
ST 5327 B2RF	1553	41.13	9.83	5.00	1.19	84.73	30.28	6.88	4.78
DP 141 B2RF	1551	40.04	9.15	5.36	1.23	84.83	30.15	6.88	4.45
PHY 485 WRF	1544	39.97	9.48	5.07	1.17	85.38	30.93	7.68	5.05
AM 1532 B2RF	1532	40.43	10.30	5.10	1.21	85.08	26.43	6.83	4.85
AM 1550 B2RF	1524	40.70	10.40	5.70	1.17	85.15	27.85	6.88	4.70
FM 840 B2F	1511	38.63	11.03	5.70	1.28	87.35	31.58	6.90	4.73
DP 121 RF	1498	42.44	9.68	5.49	1.17	85.38	30.23	7.15	5.15
NG 4370 B2RF	1482	40.63	9.75	5.23	1.19	85.73	29.98	7.05	4.75
CG 4020 B2RF	1478	40.42	9.95	5.07	1.21	84.58	26.38	6.80	4.53
NG 4377 B2RF	1467	41.00	9.88	5.24	1.16	85.03	29.40	7.10	4.83
CG 3020 B2RF	1466	40.33	10.25	5.39	1.16	85.13	27.65	7.15	4.85
PHY 425 RF	1456	38.02	10.18	5.34	1.21	85.53	31.28	7.68	5.15
DG 2520	1347	40.45	10.63	5.34	1.21	84.75	27.55	6.78	4.75
CG 3520 B2RF	1338	39.18	9.90	5.04	1.19	84.40	26.55	7.10	4.70
DP 143 B2RF	1314	39.86	9.88	5.49	1.25	84.55	27.70	6.50	4.35
MEAN	1610	40.89	10.08	5.50	1.19	84.98	29.51	6.97	4.89
LSD (.10)	180	1.04	0.53	0.46	0.03	1.05	1.47	0.22	0.22
R-square	0.59	0.79	0.67	0.56	0.73	0.55	0.80	0.85	0.66
CV (%)	9.51	2.15	4.50	7.16	1.86	1.06	4.25	2.66	3.91
REPS	4	4	4	4	4	4	4	4	4

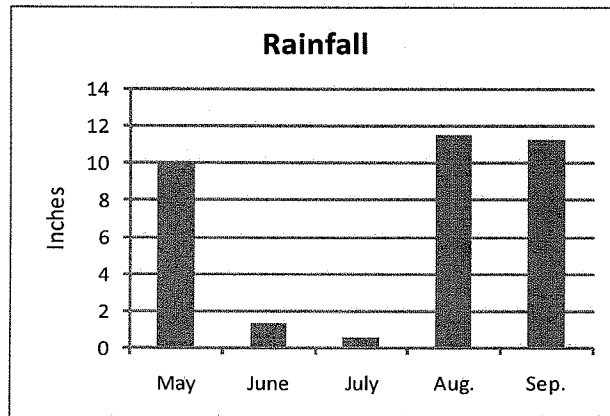
Planted on 5/20/2008, Harvested on 10/31/2008.

All values represent least squares means.

Table 19. Rainfall and agronomic information for Rolling Fork, MS (Delta Region).

Rainfall Summary (planting to harvest)

	Inches
May.....	10.02
June.....	1.38
July.....	0.56
August.....	11.55
September.....	11.29
Total.....	34.80



Soil Type..... Silty Clay Soil

Herbicide Applications.... Staple @ 1.3 oz., Cotoran @ 1.5 pt., Prowl @ 1 qt. (4-30-08). Roundup @ 21 oz. (5-10-08),(5-29-08).
 Select @ 12 oz., Staple @ 3.8. (6-03-08). Roundup @ 22oz. (6-26-08). Roundup @ 21 oz. (8-30-08).

Insecticide Applications.. Trimax @ 1.5 oz. (5-28-08). (6-17-08). Bidrin @ 1-16. (6-26-08). Orthene@ .75 lb. (7-02-08).
 Diamond @ 6 oz., Orthene @ .75 lb. (7-10-08). Bidrin @ 1-24. (7-24-08).

Irrigation..... Non-irrigated

Planting Date..... April 30, 2008

Harvest Date..... October 6, 2008

Table 20. Rolling Fork, MS location of the Delta Region 2008 Mississippi State University Cotton Variety Trial grown on a Silty Clay.

Variety	Lint Percent %	Seed Index g	Boll Size g	Length inch	Uniformity		Strength g/tex	Elongation %	Micronaire mic
					Index %				
DP 174 RF	46.51	9.30	4.32	1.09	81.28		28.93	6.65	5.40
CG 3035 RF	43.71	9.05	4.58	1.06	82.18		29.38	7.30	5.30
AM 1550 B2RF	43.67	9.20	4.00	1.03	81.78		26.43	6.55	5.20
DP 121 RF	43.35	8.88	4.06	1.06	82.05		30.93	6.88	5.45
DP 0924 B2RF	42.89	9.00	4.05	1.07	81.75		29.60	6.83	5.35
DP 141 B2RF	42.88	8.08	3.94	1.14	81.80		30.40	6.73	5.00
FM 1740 B2F	45.04	10.03	4.53	1.10	82.28		31.70	6.68	5.33
DP 555 BG/RR	43.56	8.28	3.34	1.13	82.80		33.80	6.43	4.78
PHY 315 RF	43.49	9.33	4.41	1.06	81.13		28.73	6.43	5.23
PHY 375 WRF	43.35	9.60	4.08	1.08	82.68		29.08	6.80	5.18
DG 2570	42.87	9.05	4.57	1.04	81.98		30.53	7.40	5.18
DP 0935 B2RF	42.73	9.33	4.58	1.08	81.55		28.40	6.60	5.40
ST 5458 B2RF	42.72	9.00	4.67	1.09	81.35		29.98	6.55	5.10
CG 3220 B2RF	42.17	9.15	4.09	1.06	82.05		27.23	6.73	5.20
NG 3331 B2RF	42.08	9.08	4.57	1.07	81.28		31.03	6.95	5.65
ST 5327 B2RF	41.91	8.63	3.92	1.07	81.85		32.03	7.05	5.08
CG 4020 B2RF	41.88	9.70	3.92	1.08	81.68		27.48	6.53	5.03
PHY 370 WR - CK	41.87	10.25	3.58	1.10	83.33		34.83	7.35	5.18
ST 4498 B2RF	41.81	8.50	3.79	1.08	82.88		33.55	7.38	4.80
DP 161 B2RF	41.77	8.00	3.89	1.13	82.53		32.48	6.80	5.45
PHY 485 WRF	41.70	9.03	4.29	1.09	82.58		32.25	7.50	5.35
NG 4377 B2RF	41.64	8.70	4.42	1.06	82.00		27.83	6.65	5.53
DP 143 B2RF	41.46	9.30	4.52	1.16	82.35		27.93	6.30	4.98
PHY 425 RF	41.34	9.43	4.13	1.08	82.55		32.85	7.65	5.63
DP 434 RR - CK	41.17	10.20	3.60	1.15	82.55		29.30	6.68	4.75
ST 5599 BR - CK	41.13	10.88	3.53	1.11	82.40		35.70	6.83	5.37
DG 2520	41.12	9.48	4.01	1.08	80.93		28.25	6.63	5.25
AM 1532 B2RF	41.07	9.15	4.06	1.08	82.18		27.10	6.55	4.98
CG 3020 B2RF	41.06	8.70	4.37	1.07	81.83		25.98	6.48	4.78
ST 4554 B2RF	40.98	9.50	4.54	1.09	82.55		30.83	7.30	5.13
DP 164 B2RF	40.76	8.53	4.16	1.12	81.58		30.28	6.50	5.25
ST 4427 B2RF	40.33	9.23	3.23	1.09	82.00		31.20	6.60	5.23
FM 840 B2F	40.11	10.10	4.25	1.17	83.98		33.33	6.75	4.90
NG 4370 B2RF	40.08	9.50	4.58	1.10	81.88		29.65	6.75	5.25
DP 445 BG/RR - CK	40.06	10.60	3.47	1.15	84.03		36.25	7.35	4.88
CG 3520 B2RF	39.90	9.28	3.84	1.09	82.35		27.65	6.83	4.78
MEAN	42.06	9.25	4.11	1.09	82.16		30.36	6.83	5.17
LSD (.10)	0.93	0.55	0.53	0.03	0.88		1.56	0.28	0.21
R-square	0.82	0.73	0.54	0.70	0.54		0.84	0.75	0.71
CV (%)	1.88	5.03	10.92	2.31	0.91		4.38	3.45	3.53
REPS	4	4	4	4	4		4	4	4

Planted on 4/30/2008, Harvested on 10/6/2008.

All values represent least squares means.

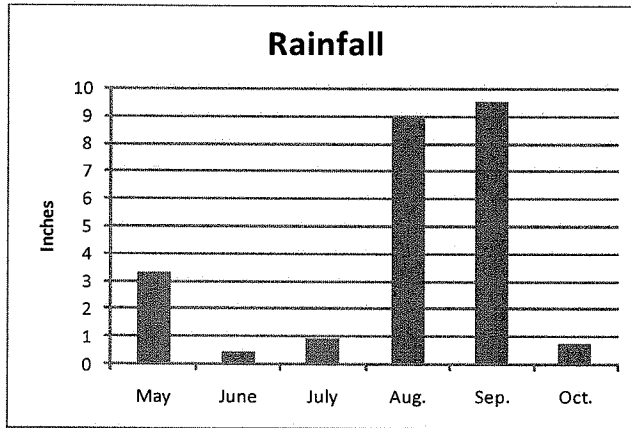
Yield data was not reported due to herbicide problems.

Data for variety FM 1735 LLB2 and FM 835 LLB2 were not included due to no boll samples.

Table 21. Rainfall and agronomic information for Tribbett, MS (Delta Region).

Rainfall Summary (planting to harvest)

	Inches
May.....	3.33
June.....	0.49
July.....	0.97
August.....	8.96
September.....	9.50
October.....	0.79
Total.....	24.04



Soil Type..... Forestdale-like Silty Clay Loam Soil

Fertilizer Added..... Urea @ 60 lb. (6-26-08).

Herbicide Applications.... Staple @ 1.3 oz., Cotoran @ 1.5 pt., Prowl @ 1qt. (5-13-08). MSMA @ 2.4 pt., Diuron @ 2 pt. (7-17-08).

Insecticide Applications... Orthene @ .2 lb. (5-30-08). (6-09-08). Trimax @ 1.5 oz. (6-13-08). Vydate @ 10.3 oz. (6-26-08). Bidrin @ 8 oz. (7-02-08).
 Orthene @ 1 lb. (7-08-08). Capture @ 6.4 oz., Trimax @ 1 oz. (7-15-08). Orthene @ .5 lb., Capture @ 6.4 oz. (7-21-08).
 Capture @ 6.4 oz., Centric @ 1 oz., Pentia @ 8 oz. (7-31-08). Capture @ 5 oz., Orthene @ .5 lb. (8-08-08). Orthene @ .5 lb.,
 Capture @ 6.4 oz. (8-14-08). Orthene @ .5 lb., Baythroid @ 2.8 oz. (8-20-08).

Irrigation..... July 9, 2008. July 23, 2008. July 30, 2008.

Planting Date..... May 13, 2008

Harvest Date..... October 15, 2008

Table 22. Tribbett, MS location of the Delta Region 2008 Mississippi State University Cotton Variety Trial grown on a Forestdale-like Silty Clay Loam Soil.

Variety	Lint Yield lb/a	Lint Percent %	Seed Index g	Boll Size g	Length inch	Uniformity			Micronaire mic
						Index %	Strength g/tex	Elongation %	
PHY 485 WRF	1409	41.46	8.85	4.51	1.18	85.38	28.75	7.43	4.68
FM 1740 B2F	1405	43.13	9.80	5.05	1.20	85.55	28.50	6.70	4.40
ST 5458 B2RF	1370	41.63	9.83	5.09	1.18	83.50	30.28	6.60	4.63
ST 5599 BR - CK	1352	40.65	9.35	5.87	1.17	83.88	29.68	6.58	4.47
DP 0924 B2RF	1345	42.05	9.08	4.73	1.13	83.55	25.83	6.95	4.50
DP 174 RF	1337	43.21	9.30	5.85	1.22	85.48	25.03	6.85	4.30
CG 3020 B2RF	1312	39.53	9.50	4.59	1.17	84.68	25.25	6.88	3.90
DP 434 RR - CK	1274	41.39	9.73	5.21	1.20	84.58	26.28	6.78	4.38
PHY 370 WR - CK	1252	42.21	9.03	4.78	1.15	83.85	28.08	6.98	4.40
AM 1532 B2RF	1237	39.97	9.55	4.70	1.19	84.65	24.53	6.63	4.03
FM 1735 LLB2	1231	40.55	10.00	4.72	1.18	84.60	31.65	6.23	4.48
PHY 425 RF	1224	40.38	9.50	4.72	1.19	85.50	28.13	7.35	5.00
ST 4498 B2RF	1220	40.18	9.45	5.12	1.13	83.58	27.55	7.10	4.10
NG 3331 B2RF	1213	41.66	9.60	5.14	1.15	85.18	28.58	7.08	4.75
DG 2570	1210	41.77	9.25	5.20	1.18	84.85	27.40	7.08	4.50
PHY 315 RF	1201	41.84	9.60	5.06	1.16	83.80	27.88	6.65	4.15
CG 4020 B2RF	1199	39.85	9.13	4.87	1.20	84.35	24.03	6.55	4.18
DG 2520	1174	40.23	9.08	4.74	1.20	84.38	24.55	6.68	4.00
PHY 375 WRF	1169	41.86	9.10	4.72	1.14	84.10	26.03	6.68	4.28
DP 445 BG/RR - CK	1166	42.75	9.00	5.13	1.19	85.15	29.53	6.80	4.28
DP 0935 B2RF	1155	42.77	9.33	5.49	1.17	84.70	25.48	6.55	4.20
NG 4370 B2RF	1154	40.94	9.63	4.92	1.14	83.95	28.50	6.93	4.48
DP 121 RF	1144	42.71	8.80	4.93	1.15	83.85	29.68	7.25	4.63
ST 4554 B2RF	1142	39.33	9.28	4.85	1.16	83.65	27.13	7.35	4.23
NG 4377 B2RF	1129	41.43	8.63	4.90	1.15	84.70	27.75	7.10	4.55
DP 141 B2RF	1125	40.99	9.20	4.85	1.23	83.95	29.40	6.78	4.40
DP 164 B2RF	1118	40.75	9.25	4.48	1.21	84.40	28.63	6.58	4.38
DP 555 BG/RR	1114	44.28	8.18	4.48	1.17	83.58	28.83	6.25	4.05
AM 1550 B2RF	1110	40.23	9.10	5.03	1.15	83.88	25.20	6.88	4.40
DP 143 B2RF	1088	39.85	9.23	4.86	1.27	84.43	26.78	6.48	4.18
CG 3035 RF	1088	42.41	8.98	5.09	1.16	83.80	26.63	6.83	4.38
FM 840 B2F	1087	39.13	9.78	5.28	1.27	86.73	30.55	6.83	4.10
CG 3220 B2RF	1072	40.37	9.63	4.82	1.18	84.78	25.55	6.90	4.38
CG 3520 B2RF	1071	39.18	8.83	4.30	1.16	84.00	24.13	6.85	4.23
FM 835 LLB2	1061	38.51	10.08	5.52	1.24	86.23	30.90	6.63	4.33
DP 161 B2RF	1025	40.07	9.18	4.54	1.22	85.53	30.60	6.88	4.30
ST 4427 B2RF	1021	39.62	9.55	4.70	1.15	84.00	27.88	6.53	4.33
ST 5327 B2RF	1019	41.88	9.03	4.51	1.15	84.45	28.25	6.85	4.40
MEAN	1185	41.08	9.30	4.93	1.18	84.50	27.61	6.81	4.35
LSD (.10)	150	0.99	0.66	0.35	0.03	1.01	1.61	0.24	0.34
R-square	0.50	0.78	0.42	0.66	0.68	0.55	0.77	0.73	0.45
CV (%)	10.65	2.04	6.08	6.12	2.39	1.02	4.97	2.96	6.75
REPS	4	4	4	4	4	4	4	4	4

Planted on 5/13/2008, Harvested on 10/15/2008.
All values represent least squares means.

Table 23. Tribbett, MS location of the Delta Region New Entry Test in the 2008 Mississippi State University Cotton Variety Trial grown on a Forestdale-like Silty Clay Loam Soil.

Variety	Lint Yield lb/a	Lint Percent %	Seed Index g	Boll Size g	Length inch	Uniformity	Strength g/tex	Elongation %	Micronaire mic
						Index %			
BSCX 0727 B2F	1524	42.20	8.60	4.94	1.16	83.45	28.53	7.05	4.28
BSCX 0721 B2F	1323	43.61	8.93	4.85	1.21	84.63	29.03	7.68	4.73
BCSX 0102 LL B2	1276	39.51	10.28	5.91	1.24	84.93	33.15	6.70	4.50
ST 5599 BR - CK	1254	39.84	10.13	5.69	1.18	83.65	31.13	6.73	4.38
BSCX 0888 LLB2	1223	40.58	10.50	5.43	1.21	84.75	31.50	6.75	4.68
DP 434 RR - CK	1220	41.19	9.58	5.10	1.22	84.48	26.45	6.75	4.10
BCSX 0704 B2F	1187	38.65	10.60	5.40	1.23	84.80	29.85	6.85	4.45
DP 0924 B2RF	1069	40.28	9.35	4.87	1.16	83.70	29.05	6.90	4.68
PHY 370 WR - CK	1055	41.06	10.13	5.12	1.13	83.75	31.08	7.13	4.50
BCSX 0187 LLB2	1047	40.78	10.18	5.33	1.16	83.23	28.63	6.18	4.25
DP 445 BG/RR - CK	1029	41.01	9.55	5.18	1.18	84.78	30.33	7.18	4.30
BSCX 0614 B2F	1016	37.70	10.73	5.49	1.22	84.73	29.50	7.03	4.30
DP 0935 B2RF	988	42.18	9.90	5.41	1.17	83.45	26.55	6.70	4.50
MISCOT 0020-31n	970	36.76	10.23	5.56	1.20	83.95	32.08	6.80	4.50
STG LINWOOD	944	40.33	10.43	4.56	1.13	83.80	33.02	7.35	4.95
MISCOT 8921-11	916	38.28	10.30	5.34	1.18	84.48	30.25	7.23	4.45
STG 210	826	38.81	9.50	5.07	1.14	82.95	29.98	7.10	4.73
MEAN	1119	40.16	9.93	5.25	1.18	84.09	30.00	6.95	4.49
LSD (.10)	165	0.66	0.67	0.35	0.03	1.05	1.81	0.28	0.25
R-square	0.72	0.93	0.63	0.64	0.71	0.44	0.70	0.76	0.61
CV (%)	11.94	1.39	5.68	5.68	2.08	1.05	5.07	3.38	4.73
REPS	4	4	4	4	4	4	4	4	4

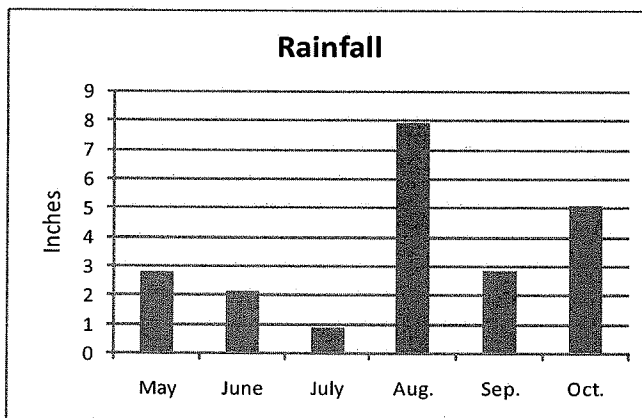
Planted on 5/13/2008, Harvested on 10/15/2008.

All values represent least squares means.

Table 24. Rainfall and agronomic information for Tunica, MS (Delta Region).

Rainfall Summary (planting to harvest)

	Inches
May.....	2.83
June.....	2.15
July.....	0.91
August.....	7.93
September.....	2.88
October.....	5.09
Total.....	21.79



Soil Type..... Sharkey-alligator clay
 Fertilizer Added..... 110 units N sol
 Herbicide Applications Cotoran @ 2 qt., Staple @ 1.2 oz. (5-22-08). Staple @ 1.46 oz., Assure II @ 4.8 oz. (6-24-08). MSMA @ 2.42 pt., Caparol @ 1.3 pt. (7-11-08).
 Insecticide Applications... Centric @ 1.3 oz. (7-2-08). Centric @ 1.5 oz. (7-8-08). (7-15-08). Acephate @ .5 lb. (7-31-08). Acephate @ .5 lb., Ammo @ 3.2 Oz. (8-11-08). Acephate @ .5 lb. (8-31-08).
 Irrigation..... June 30, 2008., July 10, 2008., July 18, 2008., July 26, 2008.
 Planting Date..... May 22, 2008
 Harvest Date..... November 4, 2008

Table 25. Tunica, MS location of the Delta Region 2008 Mississippi State University Cotton Variety Trial grown on Sharkey-alligator Clay.

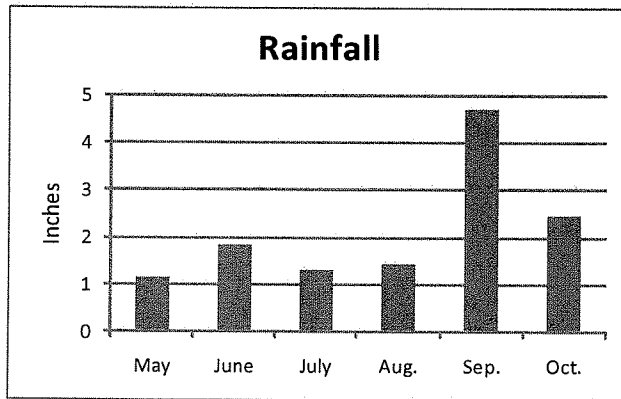
Variety	Lint Yield lb/a	Lint Percent %	Seed Index g	Boll Size g	Length inch	Uniformity		Elongation %	Micronaire mic
						Index %	Strength g/tex		
DG 2570	1619	42.31	10.38	5.72	1.19	86.13	29.03	7.40	4.73
PHY 375 WRF	1591	41.85	10.65	5.48	1.20	86.00	27.55	7.13	4.50
AM 1550 B2RF	1567	41.11	10.75	5.51	1.19	85.73	27.60	7.03	4.55
ST 4498 B2RF	1497	40.94	10.73	5.46	1.18	86.28	29.38	7.78	4.60
FM 1740 B2F	1462	42.24	11.13	5.45	1.19	86.45	28.48	7.10	4.50
AM 1532 B2RF	1442	40.35	10.55	4.85	1.22	86.40	26.50	7.13	4.40
CG 3220 B2RF	1435	41.10	10.65	5.29	1.18	86.23	27.73	7.35	4.53
DP 445 BG/RR - CK	1420	42.71	10.23	5.56	1.18	86.23	28.98	7.30	4.78
ST 5458 B2RF	1400	40.19	10.95	5.76	1.22	85.70	29.95	6.88	4.90
PHY 370 WR - CK	1379	41.24	10.90	5.28	1.14	85.35	29.40	7.25	5.00
DP 0924 B2RF	1367	41.91	10.05	4.99	1.16	85.55	28.78	7.45	4.88
CG 4020 B2RF	1348	41.37	10.08	4.97	1.22	85.95	26.73	7.33	4.38
DG 2520	1341	39.70	10.53	5.05	1.23	86.28	27.33	6.93	4.28
CG 3520 B2RF	1326	39.54	10.18	4.77	1.21	86.05	25.75	7.13	4.45
CG 3020 B2RF	1272	38.89	10.83	5.05	1.17	86.33	26.23	7.25	4.15
ST 4554 B2RF	1243	39.42	11.30	5.13	1.20	85.93	28.68	8.08	4.80
FM 1735 LLB2	1218	39.32	11.13	5.20	1.19	86.00	32.08	6.53	4.68
PHY 485 WRF	1203	39.38	10.60	4.83	1.19	86.13	29.03	7.73	4.90
DP 0935 B2RF	1200	42.81	10.90	5.97	1.19	85.95	27.70	7.05	4.70
FM 840 B2F	1188	38.35	11.40	5.90	1.25	87.10	29.90	7.00	4.38
ST 5327 B2RF	1179	41.45	10.15	4.84	1.19	86.60	28.93	7.15	4.60
NG 4377 B2RF	1175	40.05	10.43	5.01	1.18	86.13	28.35	7.38	4.55
ST 4427 B2RF	1168	39.95	10.58	4.95	1.17	85.48	30.15	7.20	4.55
ST 5599 BR - CK	1163	40.14	11.43	6.04	1.17	85.18	29.85	6.78	4.63
FM 835 LLB2	1158	38.61	11.68	6.12	1.25	87.70	30.40	6.90	4.33
NG 4370 B2RF	1144	39.36	11.03	5.19	1.19	86.35	28.45	7.30	4.43
NG 3331 B2RF	1130	40.44	10.58	5.41	1.18	86.78	30.08	7.55	5.00
CG 3035 RF	1082	42.95	10.38	5.56	1.20	86.83	28.83	7.65	4.63
DP 143 B2RF	1061	38.80	10.25	5.42	1.27	86.03	27.70	6.75	4.08
DP 164 B2RF	1058	39.74	10.13	5.07	1.23	86.08	29.53	6.95	4.68
DP 161 B2RF	1054	39.62	9.53	4.74	1.23	86.88	30.03	7.08	4.70
DP 141 B2RF	1041	39.13	9.78	5.09	1.25	86.05	30.15	7.03	4.23
DP 121 RF	1027	42.70	10.63	5.13	1.18	85.78	29.73	7.08	5.05
PHY 315 RF	1004	41.39	10.85	5.34	1.19	85.68	28.33	6.93	4.53
DP 434 RR - CK	987	42.13	10.55	5.14	1.23	86.38	26.18	7.28	4.45
DP 555 BG/RR	852	42.72	8.93	4.57	1.17	84.88	29.20	6.98	4.38
PHY 425 RF	849	37.82	11.10	4.95	1.20	86.68	29.25	7.40	4.78
DP 174 RF	772	40.55	10.38	5.52	1.26	87.00	27.78	7.13	4.30
MEAN	1219	40.59	10.58	5.27	1.20	86.16	28.67	7.19	4.58
LSD (.10)	154	1.04	0.74	0.30	0.02	0.79	1.21	0.34	0.20
R-square	0.77	0.78	0.53	0.75	0.78	0.48	0.75	0.61	0.72
CV (%)	10.66	2.17	5.96	4.93	1.56	0.79	3.60	3.98	3.80
REPS	4	4	4	4	4	4	4	4	4

Planted on 5/22/2008, Harvested on 11/4 /2008.
All values represent least squares means.

Table 26. Rainfall and agronomic information for Miss. State, MS (Hill Region).

Rainfall Summary (planting to harvest)

	Inches
May.....	1.16
June.....	1.84
July.....	1.30
August.....	1.45
September.....	4.70
October.....	2.47
Total.....	12.92



Soil Type..... Marietta Fine Sandy Loam
 Fertilizer Added..... 50 # N Preplant. (4-17-08.) 75 # N. (6-20-08).
 Herbicide Applications..... Cotoran @ 1 qt., Dual @ 1.5 pt. (5-21-08). Aim @ 1.6 oz. (5-23-08). Envoke @ .25 oz. (7-23-08).
 Insecticide Applications... Centric @ 1.75 oz. (6-25-08). Bidrin @ 6.4 oz., Tracer @ 2 oz. (7-14-08). Consero @ 4 oz. (8-18-08).
 Irrigation..... July 8, 2008.
 Planting Date..... May 20, 2008
 Harvest Date..... November 4, 2008

Table 27. Miss. State, MS location of the Hill Region 2008 Mississippi State University Cotton Variety Trial grown on a Marietta Fine Sandy Loam Soil.

Variety	Lint Yield lb/a	Lint Percent %	Seed Index g	Boll Size g	Length inch	Uniformity Index %	Strength g/tex	Elongation %	Micronaire mic
DP 555 BG/RR	1337	41.67	8.93	5.68	1.17	82.43	27.03	5.83	4.47
FM 1740 B2F	1310	41.42	10.97	6.13	1.18	84.73	27.90	6.67	4.30
ST 5458 B2RF	1261	40.41	11.10	5.74	1.18	83.77	28.23	6.47	4.83
DP 141 B2RF	1253	39.90	9.43	5.82	1.23	83.97	27.27	6.43	4.37
NG 3331 B2RF	1198	40.22	10.33	4.78	1.15	84.83	29.67	6.93	4.77
ST 5599 BR - CK	1182	39.79	11.33	6.43	1.17	84.23	28.97	6.40	4.47
PHY 315 RF	1179	42.73	9.77	5.32	1.19	84.43	26.63	6.43	4.07
PHY 485 WRF	1146	40.02	9.87	5.23	1.17	84.47	28.17	7.17	4.67
DP 0935 B2RF	1137	41.25	10.57	6.26	1.15	84.67	27.10	6.70	4.33
DP 0924 B2RF	1133	40.17	10.10	4.91	1.14	84.20	27.70	7.03	4.47
PHY 375 WRF	1100	41.31	9.87	5.21	1.15	83.47	26.17	6.37	3.93
DP 143 B2RF	1080	38.30	10.23	5.61	1.25	84.00	25.33	6.03	4.03
PHY 425 RF	1067	39.85	10.43	6.37	1.19	85.40	29.07	7.43	4.80
PHY 370 WR - CK	1062	40.88	10.10	5.66	1.11	83.90	28.53	6.87	4.77
NG 4370 B2RF	1047	38.94	9.80	4.96	1.14	84.00	27.73	6.87	4.50
NG 4377 B2RF	1045	40.19	9.80	5.99	1.14	84.47	27.53	7.03	4.83
DP 164 B2RF	1039	38.85	9.37	5.86	1.20	84.17	26.37	6.27	4.30
CG 3035 RF	1014	41.20	9.93	5.61	1.14	84.30	26.37	7.03	4.37
ST 4498 B2RF	1012	39.04	9.67	5.77	1.14	84.17	29.57	7.40	4.10
CG 4020 B2RF	1011	38.80	10.20	5.18	1.20	84.23	24.70	6.50	4.07
ST 4554 B2RF	1010	39.02	10.13	5.12	1.16	83.93	26.33	7.20	4.40
FM 1735 LLB2	1000	39.77	10.33	5.51	1.16	83.93	32.43	6.23	4.67
DP 174 RF	993	44.15	10.57	5.97	1.23	85.63	24.93	6.73	4.60
DP 434 RR - CK	977	41.33	9.73	5.27	1.20	84.53	25.07	6.63	4.03
FM 840 B2F	969	38.47	10.07	5.53	1.22	85.10	29.47	6.67	4.13
CG 3020 B2RF	963	37.74	9.73	4.76	1.16	84.20	24.20	6.63	3.87
DG 2570	962	40.65	10.23	6.36	1.16	84.13	26.57	7.20	4.43
DG 2520	955	38.64	10.07	4.87	1.18	83.63	24.20	6.37	3.97
DP 161 B2RF	949	37.20	8.97	4.50	1.22	84.30	27.97	6.40	4.07
DP 121 RF	933	43.50	9.80	5.33	1.17	85.33	29.47	7.17	4.87
FM 835 LLB2	877	36.77	11.07	6.22	1.24	86.03	30.10	6.40	3.90
CG 3220 B2RF	873	40.27	10.23	5.35	1.13	83.07	25.23	6.80	4.47
AM 1550 B2RF	868	39.74	9.83	5.35	1.13	83.73	26.83	6.70	4.10
ST 4427 B2RF	863	38.28	10.30	4.72	1.15	84.00	25.50	6.53	4.20
DP 445 BG/RR - CK	856	40.55	9.97	5.29	1.16	84.00	27.73	6.90	4.40
AM 1532 B2RF	855	38.52	9.73	4.74	1.19	84.63	24.67	6.37	3.97
CG 3520 B2RF	849	38.10	9.30	4.13	1.17	84.10	23.07	6.60	4.00
ST 5327 B2RF	835	39.74	8.77	4.95	1.14	84.17	26.70	6.93	3.93
MEAN	1032	39.93	10.02	5.43	1.17	84.27	27.12	6.69	4.33
LSD (.10)	207	1.22	0.55	0.71	0.03	1.13	1.65	0.25	0.33
R-square	0.55	0.83	0.75	0.65	0.80	0.53	0.80	0.86	0.71
CV (%)	14.75	2.24	4.05	9.57	1.75	0.98	4.47	2.76	5.57
REPS	3	4	4	4	4	4	4	4	4

Planted on 5/20/2008, Harvested on 11/4/2008.

All values represent least squares means.

Rep 1 yield data was not reported due to excessive rank growth caused by irrigation.

Table 28. Miss. State, MS location of the Hill Region New Entry Test in the 2008 Mississippi State University Cotton Variety Trial grown on a Marietta Fine Sandy Loam Soil.

Variety	Lint Yield lb/a	Lint Percent %	Seed Index g	Boll Size g	Length inch	Uniformity	Strength g/tex	Elongation %	Micronaire mic
						Index %			
BSCX 0727 B2F	1364	42.38	9.00	4.77	1.17	83.60	25.60	6.77	4.77
BSCX 0888 LLB2	1351	40.05	10.93	5.42	1.18	84.43	30.47	6.40	4.67
BSCX 0721 B2F	1298	42.84	9.10	4.86	1.20	85.47	28.10	7.63	4.53
BCSX 0187 LLB2	1258	41.46	10.47	6.18	1.18	84.40	28.90	6.20	4.57
DP 0935 B2RF	1244	43.00	9.53	5.13	1.14	84.00	28.03	6.80	4.13
BCSX 0704 B2F	1233	39.42	10.97	5.99	1.22	85.30	28.80	6.77	4.50
PHY 370 WR - CK	1233	41.12	10.00	5.02	1.13	84.47	28.27	6.87	4.37
BCSX 0102 LL B2	1215	38.95	12.23	5.67	1.23	85.80	32.13	6.47	4.70
DP 0924 B2RF	1206	41.23	10.10	5.45	1.13	84.10	28.30	6.93	4.87
BCSX 0614 B2F	1201	39.54	10.57	5.96	1.21	85.33	27.93	6.97	4.50
ST 5599 BR - CK	1174	39.89	11.70	5.81	1.18	83.80	31.07	6.47	4.70
DP 434 RR - CK	1144	41.33	9.77	5.23	1.20	85.00	25.43	7.03	4.23
MISCOT 0020-31n	1112	39.25	9.77	5.34	1.21	84.77	31.17	6.80	4.43
MISCOT 8921-11	1098	39.59	10.77	5.28	1.17	85.43	28.33	7.33	4.50
DP 445 BG/RR - CK	1000	40.48	9.87	5.09	1.17	85.00	28.40	7.07	4.53
STG 210	961	40.10	8.97	5.44	1.13	82.67	30.23	6.97	4.60
STG LINWOOD	918	40.30	10.33	5.01	1.12	84.73	31.37	7.60	4.90
MEAN	1177	40.64	10.24	5.39	1.17	84.61	28.97	6.89	4.56
LSD (.10)	164	0.89	0.62	0.61	0.03	1.13	1.91	0.31	0.28
R-square	0.65	0.85	0.86	0.58	0.84	0.62	0.75	0.83	0.63
CV (%)	10.05	1.58	4.39	8.13	1.63	0.96	4.77	3.29	4.46
REPS	3	4	4	4	4	4	4	4	4

Planted on 5/20/2008, Harvested on 11/4/2008.

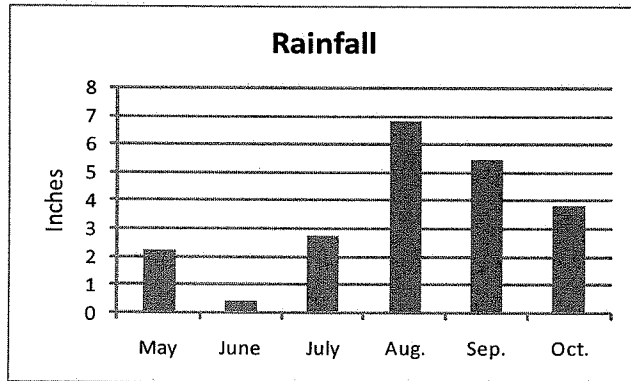
All values represent least squares means.

Rep 1 yield data was not reported due to excessive rank growth caused by irrigation.

Table 29. Rainfall and agronomic information for Verona, MS (Hill Region).

Rainfall Summary (planting to harvest)

	Inches
May.....	2.25
June.....	0.46
July.....	2.76
August.....	6.80
September.....	5.44
October.....	3.84
Total.....	21.55



Soil Type..... Leeper Silty Clay loam
 Fertilizer Added..... 32% UAN, 80# N. (6-16-08).
 Herbicide Applications..... Roundup @ 26 oz., Clarity @ 8 oz., Aim @ 1 oz. (3-13-08). Inteon @ 3 pt., Dual Magnum @ 1.2 pt., Cotoran @ 2 pt., Staple @ 1.5 oz. (5-20-08). Staple @ 1.4 oz., Select @ 12 oz. (6-5-08). Select @ 12 oz., Aim @ 1 oz. (6-24-08). Gramoxone @ 2 pt., Aim @ 1 oz. (7-8-08). MSMA @ 2.7 oz., Layby Pro @ 1.25 pt. (8-4-08).
 Insecticide Applications... Bidrin @ 3.2 oz. (6-10-08). Centric @ 2 oz. (6-20-08). Discipline @ 5 oz., Carbine @ 2.5 oz. (6-26-08). Karate @ 1.6 oz., Tracer @ 2 oz., Trimax @ 1.8 oz. (7-3-08). Intruder @ 1 oz., Steward @ 10oz. (7-18-08). Discipline @ 4.3 oz., Tracer @ 2 oz. (7-28-08). Bidrin @ 8 oz., Karate Z @ 1 pt. (8-15-08). Mustang Max @ 4 oz. (8-30-08).
 Irrigation..... Non-irrigated
 Planting Date..... May 20, 2008
 Harvest Date..... October 15, 2008

Table 30. Verona , MS location of the Hill Region 2008 Mississippi State University Cotton Variety Trial grown on a Leeper Silty Clay Loam.

Variety	Lint Yield lb/a	Lint Percent %	Seed Index g	Boll Size g	Length inch	Uniformity		Elongation %	Micronaire mic
						Index %	Strength g/tex		
PHY 425 RF	1615	41.71	9.60	4.59	1.15	84.93	30.48	7.60	5.10
ST 5599 BR - CK	1567	42.04	11.13	6.01	1.13	83.93	31.28	6.53	5.13
ST 5458 B2RF	1538	42.55	10.18	5.08	1.15	82.98	31.55	6.83	5.10
PHY 485 WRF	1528	41.77	9.35	4.48	1.13	84.98	30.48	7.83	4.95
DP 174 RF	1458	46.17	9.60	5.40	1.17	84.30	28.45	6.95	4.75
FM 1740 B2F	1440	44.08	10.20	5.17	1.14	84.53	30.03	6.73	4.80
DP 555 BG/RR	1438	43.35	9.08	4.62	1.14	83.23	29.45	6.23	4.65
DP 141 B2RF	1429	40.80	9.38	4.72	1.21	84.58	30.53	6.78	4.48
PHY 370 WR - CK	1418	42.55	9.73	5.05	1.10	84.63	29.78	7.08	4.85
NG 3331 B2RF	1398	42.13	10.10	4.97	1.13	85.63	32.65	7.28	4.90
DG 2570	1398	42.17	9.70	5.14	1.14	84.60	30.03	7.35	4.73
CG 3035 RF	1365	43.24	9.88	5.06	1.14	84.90	29.30	7.33	4.48
PHY 375 WRF	1341	43.54	9.03	4.61	1.13	84.05	29.23	6.83	4.43
AM 1550 B2RF	1328	42.26	9.60	4.85	1.12	84.13	28.40	6.95	4.63
DP 0924 B2RF	1321	42.08	9.40	4.46	1.11	84.23	28.60	6.93	4.80
DP 0935 B2RF	1307	43.55	9.70	4.94	1.14	84.28	29.95	6.90	4.50
DP 161 B2RF	1307	40.70	9.15	4.44	1.20	85.40	31.53	6.93	4.80
DP 143 B2RF	1307	40.50	9.40	5.06	1.21	84.55	29.50	6.48	4.28
PHY 315 RF	1302	43.47	10.00	4.80	1.16	84.13	30.15	6.75	4.73
CG 3220 B2RF	1292	42.23	9.33	4.96	1.14	84.15	29.35	7.05	4.73
NG 4370 B2RF	1290	41.99	9.48	4.54	1.14	85.00	30.30	7.18	4.60
NG 4377 B2RF	1287	42.36	9.25	4.51	1.14	85.18	29.70	7.30	4.68
ST 4498 B2RF	1279	41.93	9.40	4.80	1.13	84.80	31.48	7.45	4.60
AM 1532 B2RF	1269	41.80	9.95	4.46	1.14	83.73	27.85	6.73	4.50
ST 4554 B2RF	1265	41.63	9.60	4.73	1.13	84.38	30.13	7.85	4.90
ST 5327 B2RF	1261	42.65	9.03	4.05	1.15	85.05	30.50	7.28	4.30
DP 121 RF	1259	43.80	9.10	4.64	1.14	84.48	31.68	7.25	5.05
DP 445 BG/RR - CK	1258	42.25	10.15	5.09	1.12	84.33	31.95	7.28	4.95
FM 1735 LLB2	1256	41.08	10.28	4.53	1.14	84.93	33.93	6.50	4.90
DP 434 RR - CK	1252	42.94	9.70	5.20	1.18	84.93	27.40	6.93	4.58
FM 840 B2F	1227	40.42	9.90	5.11	1.23	85.65	32.68	7.00	4.68
CG 4020 B2RF	1224	41.74	9.75	4.45	1.17	84.60	28.45	6.98	4.58
FM 835 LLB2	1208	39.61	10.33	5.76	1.22	86.00	32.78	6.85	4.45
DP 164 B2RF	1204	39.89	9.40	4.60	1.17	83.95	30.78	6.63	4.83
ST 4427 B2RF	1203	41.12	9.48	4.43	1.12	84.18	30.08	6.80	4.73
DG 2520	1196	42.41	9.20	4.56	1.12	83.78	27.53	6.90	4.63
CG 3020 B2RF	1178	40.68	9.53	4.61	1.12	83.55	29.15	7.20	4.45
CG 3520 B2RF	1090	39.66	9.15	4.14	1.15	84.63	26.43	6.90	4.63
MEAN	1324	42.07	9.64	4.81	1.15	84.50	30.09	7.01	4.70
LSD (.10)	115	0.73	0.53	0.33	0.03	1.06	1.54	0.26	0.27
R-square	0.68	0.86	0.57	0.73	0.71	0.50	0.68	0.78	0.57
CV (%)	7.41	1.48	4.65	5.84	1.97	1.07	4.38	3.15	4.81
REPS	4	4	4	4	4	4	4	4	4

Planted on 5/20/2008 , Harvested on 10/15/2008.
All values represent least squares means.

Table 31. Verona, MS location of the Hill Region New Entry Test in the 2008 Mississippi State University Cotton Variety Trial grown on a Leeper Silty Clay Loam.

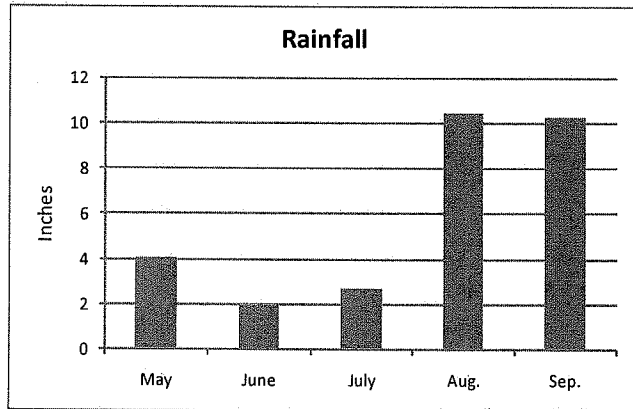
Variety	Lint Yield lb/a	Lint Percent %	Seed Index g	Boll Size g	Length inch	Uniformity			
						Index %	Strength g/tex	Elongation %	Micronaire mic
ST 5599 BR - CK	1699	42.00	10.98	5.99	1.11	82.75	31.55	6.48	5.18
BCSX 0187 LLB2	1662	42.27	9.88	5.16	1.11	82.83	30.45	6.43	4.90
BCSX 0102 LL B2	1640	40.91	11.13	5.70	1.22	85.70	32.08	6.90	4.93
DP 0924 B2RF	1611	42.41	9.80	4.76	1.10	83.75	29.30	7.10	5.05
BSCX 0727 B2F	1602	43.75	9.45	4.96	1.11	83.28	28.50	6.88	5.10
BSCX 0888 LLB2	1564	42.41	10.38	5.25	1.15	85.05	30.83	6.75	5.10
DP 445 BG/RR - CK	1466	42.71	9.80	5.19	1.13	84.65	31.25	7.15	4.80
MISCOT 8921-11	1457	40.24	10.78	5.02	1.15	84.63	30.10	7.33	4.88
DP 0935 B2RF	1451	43.48	9.43	5.06	1.12	83.70	28.15	6.85	4.53
BSCX 0721 B2F	1430	43.66	9.23	4.55	1.16	84.28	28.65	7.70	4.85
PHY 370 WR - CK	1428	42.61	9.88	5.04	1.11	84.35	30.80	7.10	4.90
STG LINWOOD	1373	41.34	9.55	4.31	1.12	84.60	32.13	7.33	5.00
BCSX 0704 B2F	1367	39.58	10.83	5.50	1.18	84.28	28.90	6.95	4.85
STG 210	1320	40.43	8.98	4.71	1.12	83.00	31.05	6.78	5.03
DP 434 RR - CK	1315	42.81	9.60	5.19	1.16	84.05	28.08	6.93	4.38
BSCX 0614 B2F	1291	38.60	10.45	4.73	1.16	83.45	29.83	6.90	4.38
MISCOT 0020-31n	1266	39.45	10.25	4.83	1.16	83.95	31.48	6.75	4.63
MEAN	1467	41.69	10.02	5.05	1.14	84.02	30.18	6.96	4.85
LSD (.10)	107	0.68	0.72	0.22	0.03	1.00	1.46	0.24	0.28
R-square	0.79	0.91	0.61	0.87	0.72	0.63	0.68	0.76	0.62
CV (%)	6.07	1.38	6.08	3.62	2.00	1.00	4.09	2.95	4.79
REPS	4	4	4	4	4	4	4	4	4

Planted on 5/20/2008 , Harvested on 10/15/2008.
All values represent least squares means.

Table 32. Rainfall and agronomic information for Raymond, MS (Hill Region).

Rainfall Summary (planting to harvest)

	Inches
May.....	4.07
June.....	1.96
July.....	2.75
August.....	10.44
September.....	10.24
Total.....	29.46



Soil Type..... Loring Silt Loam
 Fertilizer Added..... 90 units N. (5-29-08).
 Herbicide Applications..... Staple @ 1.3 oz., Cotoran @ 1.5 pt., Prowl @ 1qt. (5-1-08). Select @ 12 oz., Staple @ 3.8 oz. (6-3-08).
 Select @ 10 oz.(6-16-08). Envoke @ .15 oz. (7-2-08).
 Insecticide Applications... Centric @ 1 oz., Bidrin @ 1 to 25. (6-23-08). Bidrin @ 1 to 20. (7-3-08). Mustang Max @ 1 to 30.
 Orthene .5 lbs. (8-4-08). .
 Irrigation..... Non-irrigated
 Planting Date..... May 1, 2008
 Harvest Date..... September 30, 2008

Table 33. Raymond, MS location of the Hill Region 2008 Mississippi State University Cotton Variety Trial grown on a Loring Silty Loam Soil.

Variety	Lint Percent %	Seed Index g	Boll Size g	Length inch	Uniformity			
					Index %	Strength g/tex	Elongation %	Micronaire mic
DP 174 RF	42.65	8.95	5.10	1.20	83.35	27.15	6.15	4.15
DP 121 RF	42.32	8.45	3.91	1.14	83.38	30.58	6.73	4.35
DP 555 BG/RR	41.98	7.75	4.19	1.14	81.75	29.70	5.73	4.50
PHY 375 WRF	41.96	8.38	4.15	1.13	82.35	27.03	5.88	3.70
PHY 315 RF	41.50	9.01	4.41	1.16	83.01	28.92	6.05	4.10
FM 1740 B2F	41.18	10.34	5.20	1.18	83.78	28.96	6.13	4.30
DP 0935 B2RF	40.83	9.30	5.24	1.15	82.95	30.45	6.35	4.08
ST 5458 B2RF	40.61	9.18	4.52	1.17	82.75	29.40	6.05	4.08
DP 0924 B2RF	40.44	8.38	4.50	1.13	83.05	28.35	6.45	4.30
DP 445 BG/RR - CK	40.32	8.45	3.64	1.14	83.18	28.63	6.35	3.88
CG 3035 RF	40.29	9.33	4.53	1.16	83.80	29.98	6.83	3.88
PHY 370 WR - CK	40.02	8.78	4.63	1.13	83.43	30.45	6.60	4.15
DP 434 RR - CK	39.99	9.08	4.60	1.20	83.57	26.22	6.11	3.87
ST 5599 BR - CK	39.86	9.60	5.41	1.14	82.33	30.85	6.10	4.35
NG 4377 B2RF	39.85	8.97	4.87	1.14	83.11	29.93	6.47	4.43
FM 840 B2F	39.70	8.94	4.85	1.21	84.38	29.83	6.10	3.93
AM 1550 B2RF	39.60	8.93	4.31	1.12	82.55	25.98	5.98	3.75
NG 3331 B2RF	39.57	9.23	4.95	1.15	83.58	32.65	6.73	4.68
CG 3220 B2RF	39.46	8.35	3.68	1.13	81.78	25.48	5.85	3.75
DP 141 B2RF	39.34	8.03	3.99	1.21	81.85	28.58	6.05	4.08
PHY 485 WRF	39.29	8.83	4.46	1.16	84.00	31.90	7.25	4.30
PHY 425 RF	39.20	9.35	4.40	1.16	83.88	31.23	7.00	4.40
CG 4020 B2RF	39.17	9.10	4.28	1.19	83.75	27.68	6.38	4.00
FM 1735 LLB2	39.16	9.75	4.80	1.17	83.74	32.72	5.88	4.37
ST 4498 B2RF	39.09	8.50	4.63	1.15	84.00	31.65	6.98	3.70
NG 4370 B2RF	39.03	8.25	4.50	1.13	83.37	29.82	6.68	4.03
ST 5327 B2RF	38.77	8.53	3.87	1.15	83.50	30.25	6.35	3.70
AM 1532 B2RF	38.72	8.58	4.60	1.18	83.40	26.90	6.43	3.63
FM 835 LLB2	38.64	10.23	5.80	1.20	84.78	34.08	6.57	4.50
DP 143 B2RF	38.41	8.70	4.28	1.22	82.60	28.30	5.78	3.95
ST 4554 B2RF	38.16	8.88	4.35	1.15	83.08	30.93	7.00	3.90
DG 2570	38.04	8.74	3.87	1.14	82.81	27.50	6.37	3.86
ST 4427 B2RF	37.71	8.98	4.13	1.13	82.95	29.28	6.15	4.05
CG 3020 B2RF	37.63	8.60	3.97	1.12	82.73	26.45	6.35	3.50
DP 164 B2RF	37.37	8.25	4.32	1.20	83.35	28.18	5.78	3.83
CG 3520 B2RF	37.20	8.33	3.96	1.16	83.58	25.68	6.30	3.73
DG 2520	37.17	8.70	4.18	1.17	83.30	27.15	6.25	3.83
DP 161 B2RF	36.93	7.90	4.03	1.19	83.45	31.50	6.35	3.98
MEAN	39.52	8.81	4.46	1.16	83.19	29.17	6.34	4.04
LSD (.10)	1.33	0.72	0.88	0.03	1.01	2.25	0.41	0.51
R-square	0.73	0.68	0.66	0.74	0.52	0.68	0.68	0.55
CV (%)	2.74	6.61	16.10	1.82	0.99	6.26	5.26	10.30
REPS	4	4	4	4	4	4	4	4

Planted on 5/1/2008 , Harvested on 9/30/2008.

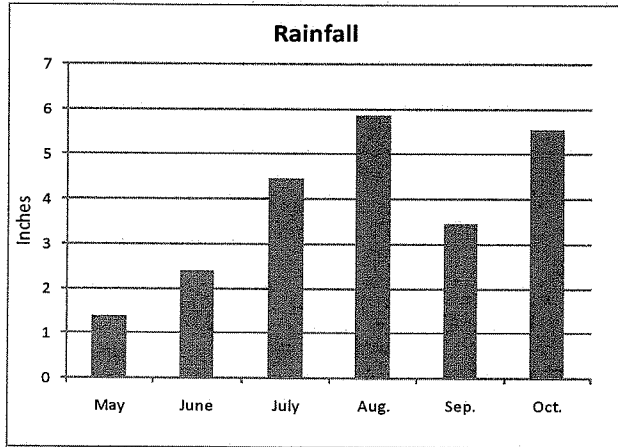
All values represent least squares means.

Yield data was not reported due to potash deficiency.

Table 34. Rainfall and agronomic information for Senatobia, MS (Hill Region).

Rainfall Summary (planting to harvest)

	Inches
May.....	1.38
June.....	2.39
July.....	4.46
August.....	5.87
September.....	3.45
October.....	5.56
Total.....	23.11



Soil Type..... Memphis Silt Loam
 Fertilizer Added..... 300 lb. 3-15-30., 150 lb. Am. Nitrate. (3-20-08). 70 lb. N as UAN. (6-17-08).
 Herbicide Applications..... Glyphosate @ 18 oz., Clarity @ 8 oz., Valor @ 2 oz. (3-12-08). Cotoran @ 2 qt., Staple @ 1.2 oz. (5-22-08).
 Glyphosate @ 18 oz., Direx @ 1 qt. (7-08-08).
 Insecticide Applications... Acephate @ .25 lb. (6-03-08). Bidrin @ .4 pt. (6-30-08). Dimethoate @ .8 pt., (7-28-08). Brigade @ .25 pt. (8-14-08).
 Brigade @ .4 pt. (9-01-08).
 Irrigation..... Non-irrigated
 Planting Date..... May 22, 2008
 Harvest Date..... November 3, 2008

Table 35. Senatobia , MS location of the Hill Region 2008 Mississippi State University Cotton Variety Trial grown on a Memphis Silty Loam.

Variety	Lint Yield lb/a	Lint Percent %	Seed Index g	Boll Size g	Length inch	Uniformity		Elongation %	Micronaire mic
						Index %	Strength g/tex		
FM 1740 B2F	1615	42.80	11.60	6.51	1.20	85.38	28.53	6.68	4.65
ST 5458 B2RF	1568	41.80	12.18	6.30	1.23	85.78	30.95	6.70	5.18
DP 445 BG/RR - CK	1520	42.73	11.30	6.27	1.20	86.10	32.00	7.23	4.90
PHY 375 WRF	1507	42.87	11.40	6.06	1.17	84.78	28.00	6.90	4.60
PHY 370 WR - CK	1506	42.54	11.70	6.12	1.15	84.98	31.18	7.25	4.95
CG 3520 B2RF	1493	40.38	10.78	5.10	1.22	85.65	24.60	7.05	4.53
ST 5599 BR - CK	1467	42.02	12.02	6.77	1.18	84.85	32.05	6.53	4.80
DG 2520	1443	40.98	11.48	5.59	1.24	86.25	27.15	7.03	4.30
ST 4498 B2RF	1432	40.98	11.45	6.45	1.18	85.15	32.23	7.33	4.70
DG 2570	1393	41.76	11.93	6.71	1.21	86.55	31.83	7.45	4.65
AM 1550 B2RF	1392	40.32	12.10	6.15	1.20	85.50	28.40	6.98	4.48
AM 1532 B2RF	1390	40.45	11.18	5.48	1.24	84.75	25.75	6.70	4.33
PHY 485 WRF	1387	39.91	10.90	5.42	1.20	85.25	31.33	7.28	4.98
CG 3220 B2RF	1386	40.71	12.23	6.13	1.22	85.68	28.70	7.05	4.73
CG 4020 B2RF	1364	40.25	11.23	5.59	1.24	86.05	25.73	6.80	4.30
ST 5327 B2RF	1363	40.88	11.05	5.47	1.21	86.38	31.10	7.13	4.73
DP 434 RR - CK	1344	41.37	11.10	6.16	1.23	86.28	25.58	6.93	4.35
PHY 315 RF	1341	42.30	11.70	6.33	1.20	85.43	27.53	6.68	4.75
DP 0935 B2RF	1332	41.86	12.08	7.06	1.19	86.08	29.15	6.78	4.88
DP 121 RF	1321	42.19	11.13	6.20	1.19	85.38	31.15	7.03	5.10
NG 4377 B2RF	1318	40.21	11.48	5.87	1.17	85.75	29.73	7.15	4.80
ST 4554 B2RF	1314	39.87	12.28	6.42	1.22	85.35	29.75	7.35	4.88
DP 0924 B2RF	1313	40.60	10.88	5.53	1.16	85.05	29.38	7.08	4.93
CG 3020 B2RF	1286	38.45	11.65	5.76	1.18	85.38	26.38	6.85	4.30
DP 174 RF	1283	42.58	11.33	6.41	1.23	85.20	26.43	6.95	4.30
FM 840 B2F	1281	39.47	11.48	6.51	1.27	86.70	31.60	6.88	4.53
PHY 425 RF	1212	39.38	11.48	5.47	1.20	85.95	29.83	7.53	5.08
ST 4427 B2RF	1202	39.33	11.23	5.66	1.18	85.43	31.38	6.80	4.63
CG 3035 RF	1178	42.14	11.55	6.50	1.20	85.55	29.83	7.23	4.63
DP 141 B2RF	1160	39.09	10.70	5.51	1.25	85.48	31.13	6.75	4.30
DP 164 B2RF	1140	39.77	10.95	5.84	1.24	86.00	31.85	6.68	4.70
NG 3331 B2RF	1132	40.09	12.03	6.05	1.17	86.43	31.55	7.08	5.03
DP 143 B2RF	1123	38.54	11.65	6.01	1.28	85.50	28.03	6.50	4.15
NG 4370 B2RF	1088	39.04	11.35	5.88	1.20	85.88	30.85	7.03	4.73
DP 161 B2RF	1084	38.96	10.23	5.40	1.27	86.43	32.53	6.83	4.48
DP 555 BG/RR	875	41.51	9.33	5.24	1.21	85.20	28.73	6.43	4.35
FM 1735 LLB2	-	38.69	12.00	5.71	1.20	85.75	33.95	6.28	4.65
FM 835 LLB2	-	37.87	12.68	6.56	1.25	86.83	32.48	6.60	4.63
MEAN	1320	40.65	11.44	6.00	1.21	85.68	29.69	6.93	4.66
LSD (.10)	152	0.94	0.57	0.32	0.02	1.00	1.73	0.23	0.20
R-square	0.67	0.81	0.69	0.81	0.80	0.38	0.80	0.77	0.78
CV (%)	9.70	1.96	4.27	4.55	1.54	0.99	4.95	2.86	3.68
REPS	4	4	4	4	4	4	4	4	4

Planted on 5/22/2008 , Harvested on 11/3/2008.

All values represent least squares means.

Yield data for FM 1735 LLB2 and FM 835 LLB2 were not reported due to herbicide problems.



MISSISSIPPI STATE
UNIVERSITY



Printed on Recycled Paper

Mention of a trademark or proprietary product does not constitute a guarantee or warranty of the product by the Mississippi Agricultural and Forestry Experiment Station and does not imply its approval to the exclusion of other products that also may be suitable.

Discrimination based upon race, color, religion, sex, national origin, age, disability, or veteran's status is a violation of federal and state law and MSU policy and will not be tolerated. Discrimination based upon sexual orientation or group affiliation is a violation of MSU policy and will not be tolerated.